
Waste Composition Study for Leicestershire County and District Councils

2009/10 Final Kerbside Report



WastesWork

Table of Contents

Table of Contents	i
Executive summary	1
Key Points (KP)	1
Chapter 1 Introduction	4
1.1 Background	4
1.2 Containers and materials collected	4
1.3 Use of ACORN	5
1.4 Sampling	9
1.5 Sample collection	9
1.6 Hand sorting.....	10
1.7 Analysing the data.....	10
1.8 Level of confidence in the data.....	11
1.9 Definitions.....	13
Chapter 2 Results autumn, winter, spring and summer.....	14
2.1 Average residual waste results	14
2.2 Recycling schemes.....	22
2.3 Biodegradable fraction.....	26
2.4 CV, Moisture and Basic suite testing.....	28
Appendix A – Full Results Autumn 2009	31
Appendix B – Full Results Winter 2010	57
Appendix C – Full Results Spring 2010	84
Appendix D – Full Results Summer 2010.....	111
Appendix E: Average results for each season.....	138

Project team

Fieldwork Manager: Barrie Knapp
 Supervisors: Charlotte Rayner, Darren Crowley
 Reporting: Sarah Knapp
 Report reference: LCC_summer report__rev01

Executive summary

In August 2009 Leicestershire County Council commissioned WastesWork Ltd to carry out a series of waste analyses across each of the four seasons. Waste streams to be analysed included kerbside collected waste, recycling and composting and the residual waste delivered by householders to seven of the County Council's Recycling and Household Waste Sites (civic amenity sites). This project follows the same methodology as the survey that was carried out in 2007/2008. The results of the 2009/10 and 2007/08 surveys will therefore be compared to identify any waste composition changes.

The first phase of the fieldwork was carried out in October 2009 to represent the autumn season. The second phase was carried out at the end of January 2010 to represent winter, the third phase was carried out in April 2010 to represent spring and the final phase was carried out in July 2010 representing summer.

For each of the Recycling and Household Waste Sites (RHWS) a sample was collected on a weekday and a weekend day. In total 14 samples were collected, hand sorted and reported separately.

For the kerbside collected waste, recycling and compost five sample areas were selected across the County. In order to cover alternate weekly collections this part of the fieldwork was carried out over a two week period.

This report presents the results from the autumn, winter, spring and summer fieldwork for the kerbside collected samples. The results for the sampling carried out at the RHWSs are presented in a separate report.

The WastesWork team would like to thank all staff at the sort site and council officers for all the help that enabled this project to run smoothly and efficiently.

Key Points (KP)

KP.1 In the summer sampling on average households in Leicestershire were throwing away 7.2kg of residual waste each per week. This figure is the same as that seen in winter and lower than the figures seen in autumn and spring. The information box below shows the results for autumn, winter, spring and summer 2009/2010 and the corresponding figures from 2007/2008.

	Average weights of waste per household per week	
	2007/08	2009/10
Autumn	7.3kg	8.0kg
Winter	8.2kg	7.2kg
Spring	9.2kg	8.5kg
Summer	8.6kg	7.2kg

KP.2 Average figures for the kerbside recycling in summer 2010 were 2.1kg/hh/week of paper and card; 1.0kg/hh/wk plastic, cans and glass and 3.1kg per household per week of garden waste. The average weight for garden waste dipped slightly below the spring figure as was seen in 2007/08. Very little garden waste was found in any of the residual waste samples.

	Average Weights for the Dry Recycling Schemes	
	2007/08	2009/10
Autumn	3.2kg	4.3kg
Winter	4.0kg	4.1kg
Spring	4.1kg	3.1kg
Summer	3.9kg	3.2kg

	Average Weights for the Garden Compost Scheme	
	2007/08	2009/10
Autumn	0.8kg	1.2kg
Winter	0.9kg	0.1kg
Spring	3.0kg	3.8kg
Summer	2.0kg	3.1kg

KP.3 The UK year average for total material collected at the kerbside (waste in wheeled bins, compost and recycling) is approximately 15kg¹ per household. The combined figure for the average Leicestershire household in summer 2010 was 13.5kg. In spring 2010 the average was 15.3kg; the figure in winter had been 11.4kg and in autumn 13.4kg per household per week.

¹ Average figures from waste analyses carried out on behalf of WRAP in Scotland and Wales 2009
Produced by WastesWork Ltd,

- KP.4 In winter, spring and summer the highest residual waste figures were recorded for the ACORN 5 households sampled; these are described as 'Hard Pressed' and on the whole were families with children. In winter and spring the lowest weights were recorded for the ACORN 1 households sampled; these are described as 'Wealthy Executives' and were a mixture of families with children and older couples whose children have left home. In autumn and summer the lowest weights per household were seen for the ACORN 3I households – 'older singles and couples'. The ACORN 5 households receive a fortnightly collection for residual waste, as do the ACORN 1 households sampled; the ACORN 3I households have a weekly collection.
- KP.5 In summer 38% of the residual waste was food waste; this is equivalent to 2.7kg per household per week. In autumn and winter food waste made up 40% of the total weight of residual waste and in spring 35%. The weight of food waste was highest in autumn at 3.3kg per household. In all seasons similar weights were seen for raw fruit and vegetable matter, whereas variations of weight were seen for cooked and prepared food.
- KP.6 In summer and spring 1.5kg of each householder's residual waste was potentially recyclable under the operating kerbside schemes. In autumn the figure was similar at 1.4kg and in winter the figure fell to 1.2kg.
- KP.7 In all four seasons the recycling schemes operated by each WCA have appeared to be working well. In summer and spring the overall capture rate was 78%; this is slightly higher than the figures calculated for autumn and winter [70% and 71%] but these high figures suggest that households in each area have a good understanding of what materials can be diverted into their recycling schemes. In the final season of sampling the highest capture rate figure was recorded for the ACORN 3I households at 86% and the lowest figure for the ACORN 4 households at 69%. The ACORN 4 households have consistently achieved lower capture rates than households in the other sample areas.
- KP.8 In summer the overall diversion rate was 47%; this is slightly higher than the figures calculated for autumn, winter and spring [41%, 37% and 45%]. These figures are consistent with schemes that divert garden waste.

KP.9 The concentration of biodegradable materials ranged from 70% in autumn and winter to 64% in spring. The figure for summer was 67%. In autumn and winter the current recycling schemes captured approximately 35% of the biodegradable materials and in spring and summer the figure was slightly higher at 50%.

Chapter 1 Introduction

1.1 Background

The purpose of this waste analysis project, is to provide up to date data to Leicestershire County Council and its seven partner District and Borough Councils (Hinckley & Bosworth BC; North West Leicestershire DC; Charnwood BC; Harborough DC; Melton BC; Oadby & Wigston BC; and Blaby DC).

The waste analysis data will be used in support of waste management activities throughout Leicestershire. The results will provide a better understanding of the composition of each waste stream. This will show the composition of the residual waste and which recyclable materials have high recognition and capture rates, which recyclables are being over looked and are remaining in the residual waste and the types and quantities of material that are contaminating the various recycling schemes.

The County already holds data from 2007/2008 but wishes to update this data to ensure an accurate model of waste composition in Leicestershire is available.

1.2 Containers and materials collected

The table below outlines the different waste and recycling collection services offered to households in Leicestershire. Hinckley & Bosworth and Harborough Districts were not included in the sampling.

Kerbside collection systems:

Local Authority	Residual waste	Dry recycling	Garden waste
Melton	AWC with garden	Weekly	AWC with residual
NWL	AWC with garden /recycling	AWC with residual	AWC with residual
Blaby	Weekly	AWC with garden	AWC with recycling
Charnwood	AWC with recycling	AWC with residual	Chargeable fortnightly
Oadby & Wigston	Weekly	Weekly	Weekly
Hinckley & Bosworth	Not included in the kerbside collected waste analysis		
Harborough	Not included in the kerbside collected waste analysis		

1.3 Use of ACORN

It is commonly accepted that the types and quantities of waste that households produce are directly related to socio-economic factors and specifically spending power. Similarly, whether there are children within a household and the age of the children will also have a direct effect on quantities and types of waste and perhaps even levels of recycling and participation in kerbside schemes.

ACORN² is a socio-economic profiling tool that characterises households by their spending power and size of family. ACORN stands for **A** **C**lassification **O**f **R**esidential **N**eighbourhoods. The system has five primary categories numbered 1 to 5 with ACORN 1 being the most affluent households and ACORN 5 the least affluent.

Below are descriptions of the ACORN Categories.

ACORN 1	Wealthy Achievers	1.A	Wealthy Executives
		1.B	Affluent Greys
		1.C	Flourishing Families
ACORN 2	Urban Prosperity	2.D	Prosperous Professionals
		2.E	Educated Urbanites
		2.F	Aspiring Singles
ACORN 3	Comfortably off	3.G	Starting Out
		3.H	Secure Families
		3.I	Settled Suburbia
		3.J	Prudent Pensioners
ACORN 4	Modest Means	4.K	Asian Communities
		4.L	Post-Industrial Families
		4.M	Blue-Collar Roots
ACORN 5	Hard Pressed	5.N	Struggling Families
		5.O	Burdened Singles
		5.P	High-Rise Hardship
		5.Q	Inner City Adversity

ACORN 1 'Affluent Achievers'

ACORN 1 households make up 23% of UK households and 28.0%³ of Leicestershire households. These householders are the most affluent. They are

² System devised by Data Depot - CACI London

³ All ACORN statistical data is supplied by Data Depot - CACI London

described as: Wealthy Executives; Flourishing Families and Affluent Greys (mature couples).

Generally, the waste from ACORN 1 householders is rich in newspapers and magazines; they often have two newspapers daily and they may work from home producing a great deal more recyclable paper. They also dispose of large quantities of non-recyclable paper e.g. kitchen roll that potentially could be composted - either in a home composting bin or a kerbside collection scheme for garden and/or food waste. They eat large amounts of fresh fruit and vegetables and so often have a great deal of kitchen compostable waste e.g. vegetable peelings, they have large gardens and often do not home compost, sometimes the gardener takes it away. Making use of cling film and the freezer they waste very little food. The majority of their glass containers are green and mainly wine bottles. They buy very little packaged food e.g. bottled and canned food. Compared to other ACORN categories they have very few drink bottles opting for fruit juice in cartons rather than squash or fizzy drinks. Their waste is rich in recyclable material, but they are often not the best recyclers.

Waste awareness campaigns carried out over the last two years have shown that the most affluent of these households are becoming increasingly disassociated from their waste as they make more use of cleaners, cooks and butlers⁴.

ACORN 2 'Urban Prosperity'

ACORN 2 households make up 12.2% of the UK households and 4.7% of Leicestershire households. This category is divided into three broad 'Groups': Prosperous Professionals, Educated Urbanites and Aspiring Singles.

These households are best summed up as town dwellers, often broadsheet newspaper readers, couples or singles; they can be extremely affluent or poor and idealistic. Prosperous Professional and Aspiring Singles are unsettled households and they often have the least space in their homes for storing recycling, if they even remember what the system is.

ACORN 2 households often do not dispose of great weights of waste. They eat out a lot or don't eat well at all. Waste can be typified by instant meal for one packaging and other convenience packaged foods. If they have gardens they are small and low maintenance with decking and pebbles rather than grass and plants.

⁴ Waste awareness campaign carried out by MEL Research in Surrey 2002

ACORN 3 'Comfortably Off'

There are two distinct ends for this ACORN Category. Firstly, the retired couples. These households usually produce the least amount of waste and they are very good at recycling. They have good participation rates in schemes and will put as much as they can into the scheme. You will lose some recyclables to their re-use schemes i.e. they wrap their vegetable peelings in newspaper, take the magazines to the doctor's surgery and use plastic bottles to cover seedlings.

The other end of the ACORN 3 Category involves children, and households with children produce a lot of waste. Crisp packets, fizzy drink bottles discarded toys and clothes – these parents are comfortably off and are happy to please their children. They can be disinterested recyclers. They are comfortable so they are open to other issues, but they have worked hard to get where they are and often feel it is not their job to separate materials for recycling.

27.2% of UK households are classified as ACORN 3. Within Leicestershire 37.6% of households are classified as ACORN 3. The 37.6% of ACORN 3 households can be split into 4.0% of which are described as 'Starting Out'; 23.5% described as 'Secure Families'; 8.3% described as 'Settled Suburbia' and 1.9% described as 'Prudent Pensioners'.

ACORN 4 'Moderate Means'

The UK average for ACORN 4 households is 14.1%, within Leicestershire 11.5% of households are classified as ACORN 4. This category is made up of either mature singles and couples, or large families. The mature singles and couples dispose of very small weights of waste, families dispose of a great deal more. A lot of the waste produced by these households is not so easily recycled. Participation in kerbside recycling schemes is similar to the ACORN 2 households but with fewer newspapers, magazines and even less garden waste. It is difficult to persuade these households to recycle. Green issues are often afforded a low priority in their lives; as such, schemes to improve recycling have to be aimed at something more real to them in order to provide a more tangible incentive i.e. linked to neighbourhood improvements, particularly for children. The majority of the Leicestershire ACORN 4 households are described as 'Blue Collar Roots'.

ACORN 5 'Hard Pressed'

These are the least affluent households and often the worst recyclers, although they also have the least amount of waste that could be described as potentially recyclable. The opposite of an ACORN 1, these households dispose of a lot of clear glass, food and drink cans and PET⁵ fizzy drink bottles. They buy less expensive food products, often with shortened shelf lives or buy one get one free, which results in large quantities of kitchen waste, both cooked and prepared, and raw fruit and vegetables.

The UK average for ACORN 5 households is 23.3% for Leicestershire the figure is 17.5% of households⁶. 11.9% of Leicestershire households are described as 'Struggling Families'.

⁵ Polyethylene Terephthalate

⁶ All ACORN statistical data is supplied by Data Depot - CACI London

1.4 Sampling

This project is a repeat of the work that was carried out in 2007 – 2008. The streets included in the sampling were selected to reflect the socio-economics of the County. See the table below for the Leicestershire profile. ACORN Groups highlighted in yellow were represented in the sampling.

Table 1.1: ACORN profile for Leicestershire based on 2001 Census data

ACORN Category Profile		HH Profile	Data as % for Leicestershire	Data as % for UK
1	Wealthy Achievers	106,962	28.0	23.3
2	Urban Prosperity	18,032	4.7	13.3
3	Comfortably Off	143,795	37.6	28.1
4	Moderate Means	43,966	11.5	13.2
5	Hard-Pressed	66,865	17.5	21.7

ACORN Group Profile

1A	Wealthy Executives	41,228	10.8	7.6
1B	Affluent Greys	25,103	6.6	8.2
1C	Flourishing Families	40,631	10.6	7.5
2D	Prosperous Professionals	2,759	0.7	2.2
2E	Educated Urbanites	6,775	1.8	7.1
2F	Aspiring Singles	8,498	2.2	4.0
3G	Starting Out	15,118	4.0	3.7
3H	Secure Families	89,597	23.5	14.4
3I	Settled Suburbia	31,670	8.3	6.7
3J	Prudent Pensioners	7,410	1.9	3.4
4K	Asian Communities	14,903	3.9	1.1
4L	Post-Industrial Families	3,171	0.8	4.2
4M	Blue-Collar Roots	25,892	6.8	7.8
5N	Struggling Families	45,391	11.9	12.3
5O	Burdened Singles	12,256	3.2	4.9
5P	High-Rise Hardship	6,742	1.8	2.4
5Q	Inner City Adversity	2,476	0.6	2.2

The data in this table has been used to calculate the average waste figures for the County. (See section 2.5)

Samples of residual waste, recycling and compost were collected from ten streets. Approximately 40 households were included in the sample for each area.

1.5 Sample collection

One team of 3 analysts collected the samples of residual waste, recycling and compost on the normal collection days.

The Council provided the team with a sort site. Once back at the site the samples were unloaded and weighed on electronic platform scales. Hand sorting could then begin.

1.6 Hand sorting

Samples for hand sorting were placed on a screen with 10mm apertures to remove fines (particles less than 10mm in any one dimension irrespective of composition) and initially sorted into the major material categories (e.g. dense plastics, metals, mixed textiles). Sorting at this level of definition continued until each of the samples had been screened. All particles falling through the screen were removed, weighed separately and classified as 'fines'.

Secondary sorting was then undertaken. This involved the separation of materials into 63 specified sub-categories. Each sub-category was then weighed on electronic platform scales and the data recorded.

At the end of each days work the waste was transferred into residual waste skips ready for disposal.

1.7 Analysing the data

Concentration percentage figures are calculated using the hand sort weight figures i.e. the weight for newspapers was NP kilogrammes and the total hand sort weight was W kilogrammes so the concentration percentage of newspapers = $NP/W \times 100$. The total kilogrammes per household per week figure is simply calculated by dividing the total weight of waste collected by the number of households in the sample (the households who have not put out waste are included in this). The concentration percentage figures are then used to calculate the kg/hh/wk figures for each of the primary and sub-categories.

The average waste generation rate and composition figures are calculated using the percentage figures provided by the ACORN profile i.e. the average figures take into account that the total household population is made up of 28.0% of ACORN 1; 4.7% ACORN 2; 37.6% of ACORN 3 households; 11.5% ACORN 4 households and 17.5% ACORN 5 households:

$$(ACORN 1 \times 0.28) + (ACORN 2 \times 0.047) + (ACORN 3 \times 0.376) + (ACORN 4 \times 0.115) + (ACORN 5 \times 0.175) = \text{average}$$

Method for calculating the Diversion rate:

$$\text{Weight of kerbside recycled material} \div (\text{Weight of kerbside recycled material} + \text{weight of residual waste}) \times 100$$

Method for calculating Set out rate:

$$(\text{Number of households putting out container in sample street area} \div \text{Total number of households in sample street area}) \times 100$$

Recycling contamination

Total weight of material that should NOT have been found in the recycling container.

Potentially recyclable material

This is the total weight and concentration of material found in the residual waste that could have been placed in the recycling container under the Council's current scheme.

Method for calculating capture rate

The capture rate merely considers those materials that have been recycled into the kerbside scheme compared to the total amount of that material that was available to be recycled i.e. the material in the recycling container and the potentially recyclable material found in the residual waste.

Example:

$$\text{Weight of glass found in the kerbside recycling scheme} \div (\text{Weight of glass found in the kerbside recycling scheme} + \text{potentially recyclable glass found in the residual waste}) \times 100$$

1.8 Level of confidence in the data

Household waste is complex in its composition because of diverse factors such as geographical location, season, social and economic conditions and methods and frequency of collection.

It is practically impossible, as well as physically undesirable; to separate, measure and analyse all the solid waste arisings generated in a local authority. Consequently a sample must be taken.

Sample Weight

The sample collected for analysis must be sufficient to:

- Ensure that the sample is representative of the population (waste stream) as a whole and
- Ensure that a specified precision is achieved.

It should be noted that the amount of sample needed to produce a required precision, reflecting abundance and particle size distribution in the waste stream, for a commonly found material (e.g. paper or glass) would be significantly smaller than that required for a less commonly found material (e.g. batteries). The requirements of the project must be understood from the out set.

Data⁷ derived from the National Household Waste Analysis Programme (NHWAP 1990) showed that, for a sample of household waste with a paper concentration of about 40% by weight, it was necessary to collect a sample weighing about 500kg (that arising from about 50 households per week, assuming a waste generation rate of 10kg per household). This would achieve a relative error of +/- 10%.

In the UK the introduction of kerbside recycling schemes has significantly reduced the weight of paper in household waste to approximately 20%. In addition, today the average household throws away or recycles 16kg per week. As such 35 households will provide a sample of 560kg a more than sufficient weight to determine the concentrations of common items e.g. newspaper and magazines, card packaging, plastic bottles, glass bottles and jars, cans, food and garden waste with a reduced relative error.

The accuracy of waste data has been significantly improved with the use of socio-economic profiling tools such as ACORN. Bulk samples of 500kg are no longer randomly collected, or taken from the back of a refuse vehicle. Dominant householder types are identified and waste samples collected from specific households. Proportional average data can then be calculated.

⁷ Ray New 1990 independent paper

1.9 Definitions

Residual waste

For the purposes of this report residual waste is all rubbish put out to be collected by the refuse crews that is not intended for separate recycling or composting collections.

Potentially recyclable material

This is the total weight and concentration of material found in the residual waste that could have been placed in the recycling container under the Council's current scheme.

Categories included on the sort sheet

- **PET** – Polyethylene terephthalate – Plastic fizzy drink bottles and oven-ready meal trays.
- **HDPE** – High-density polyethylene – Plastic bottles for milk and washing-up liquids.
- **PVC** – Polyvinyl chloride – Food trays, cling film, bottles for squash, mineral water and shampoo.
- **HHW** – Hazardous Household Waste
- **WEEE** – Waste Electrical and Electronic Equipment

Chapter 2 Results autumn, winter, spring and summer

2.1 Average residual waste results

The autumn 2009 survey identified that on average households in Leicestershire were throwing away 8.0kg of residual waste each per week. In winter 2010 the figure fell to 7.2kg/hh/wk, in spring the figure increased to 8.5kg and in summer 2010 the figure again dropped to 7.2kg each per week.

In autumn the greatest weight of waste per household was recorded for the ACORN 3H 'Secure Families'. In winter, spring and summer the greatest weight of waste was also recorded for families with children but in these instances the ACORN 5 – 'Struggling Families'. These family households also had full bins more often than the other household types. The lowest weight of residual waste per household was recorded for the ACORN 1 households in the first three seasons; these were a mixture of 'Wealthy Executive, Flourishing Families and Affluent Greys. Only 19% of these households had 100% full bins in autumn, 21% in winter and 13% in spring. In summer the ACORN 3I households had the lowest weights of residual waste closely followed by the ACORN 1 households.

Table 2.1: Average weight of residual waste for each sample area – autumn and winter

	ACORN 1	ACORN 3H	ACORN 3I	ACORN 4	ACORN 5
Autumn Kg/hh/wk	4.9kg	11.2kg	5.3kg	7.9kg	10.6kg
Autumn Average	8.0kg per household per week				
Winter kg/hh/wk	4.8kg	9.1kg	6.4kg	7.2kg	9.5kg
Winter Average	7.2kg per household per week				
Spring kg/hh/wk	5.5kg	11.4kg	6.3kg	7.3kg	11.8kg
Spring Average	8.5kg per household per week				
Summer kg/hh/wk	5.2kg	9.3kg	4.8kg	7.3kg	9.4kg
Summer average	7.2kg per household per week				

It should be noted that households in the ACORN 1, 3I and 5 sampling areas have an alternate weekly collection for residual waste and ACORN 3H and 4 have a weekly collection for residual waste. The figures in table 2.1 have been weighted to show weekly collection weights.

For those households that did set out a residual waste bin for collection, 43% set out bins that were 75% full or more and 42% set out bins that were 50% full or less.

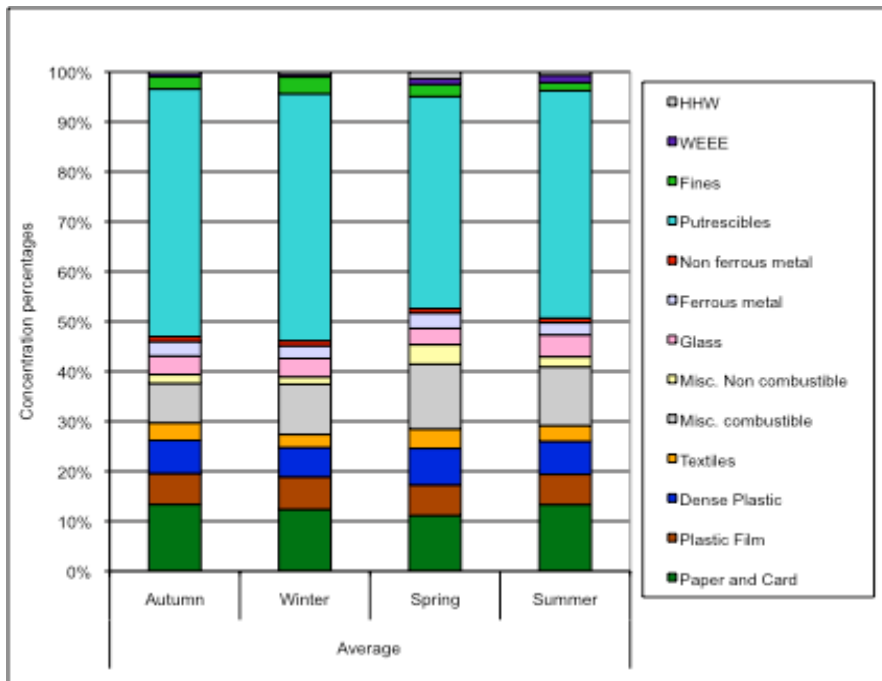
Table 2.2: Use of bin capacity – autumn, winter, spring and summer

	Total Autumn 2009		Total Winter 2010		Total Spring 2010		Total Summer 2010	
	Number	%	Number	%	Number	%	Number	%
100% + full	15	7%	19	10%	11	5%	17	8%
100% full	41	20%	40	20%	28	13%	44	21%
75% full	41	20%	31	16%	32	15%	31	15%
50% full	34	17%	32	16%	41	20%	45	22%
25% or less	48	24%	45	23%	51	24%	48	23%
Nil	25	12%	31	16%	47	22%	21	10%
Total	204	100%	198	100%	210	100%	206	100%

Table 2.2a: Use of bin capacity for each ACORN Category all seasons combined

	ACORN 1	ACORN 3H	ACORN 3I	ACORN 4	ACORN 5
More than 100% full	0%	12%	4%	1%	20%
100% full	17%	26%	20%	1%	29%
75% full	13%	19%	20%	14%	17%
50% full	14%	16%	22%	27%	13%
25% full or less	40%	11%	20%	38%	10%
Nil	16%	15%	14%	19%	11%
Total	100%	100%	100%	100%	100%

Figure 2.1: Average Leicestershire residual waste bin autumn 2009, winter, spring and summer 2010



As can be seen in Figure 2.1 putrescible waste⁸ made up the greatest concentration at approximately 50% by weight for the average Leicestershire household residual waste bin in all four seasons with slightly less in spring and summer and slightly more in autumn and winter. In all four seasons the majority of the weight came from food waste with fairly equal figures for raw fruit and vegetable matter and cooked/prepared food. Very little garden waste was found in any of the residual waste samples in autumn and winter [0.1kg/hh/week] but in spring and summer the figures were slightly higher [0.3kg/hh/week]. The households in the ACORN 1 sample area are charged for their garden waste collection service, which may explain the slightly higher weights of garden waste found in their residual waste. The weights for food and garden waste are shown in the two tables below.

Table 2.3: Food waste found in the residual waste kg per HH per week

	Food waste			
	Autumn	Winter	Spring	Summer
ACORN 1	2.2kg	2.2kg	2.5kg	2.1kg
ACORN 3H	4.0kg	3.3kg	2.7kg	3.5kg
ACORN 3I	2.8kg	2.9kg	2.8kg	2.1kg
ACORN 4	2.7kg	2.6kg	2.7kg	3.2kg
ACORN 5	5.1kg	3.7kg	3.7kg	3.3kg
Average	3.3kg	2.9kg	3.0kg	2.7kg

Table 2.3a: Garden waste found in the residual waste kg per HH per week

	Garden waste			
	Autumn	Winter	Spring	Summer
ACORN 1	<0.1kg	<0.1kg	0.5kg	0.7kg
ACORN 3H	0.2kg	0.2kg	0.1kg	0.2kg
ACORN 3I	<0.1kg	0.1kg	<0.1kg	0.3kg
ACORN 4	0.1kg	0.0kg	0.2kg	<0.1kg
ACORN 5	0.0kg	<0.1kg	<0.1kg	<0.1kg
Average	0.1kg	0.1kg	0.3kg	0.3kg

In autumn, winter and summer paper and card made up the second highest concentration by weight for the average householder at approximately 13% in autumn, 12% in winter and 13% in summer. In spring the second highest concentration by weight was miscellaneous combustibles at 13%, with 6% nappies and 3% DIY wood. The average weight per household for paper and card was

⁸ Putrescible waste includes: garden waste, all food waste and animal bedding

approximately 1.0kg in all four seasons. Again this shows consistency in the make up of the residual waste from season to season. The weights for paper and card are very low but very similar to those seen in the 2007/08 study.

For the autumn, winter and summer samples miscellaneous combustible materials made up the third highest concentration by weight for the average householder at approximately 8% in autumn, 10% in winter and 12% in summer. For spring the third highest weight was paper and card. The average weight per household for miscellaneous combustibles was 0.6kg in autumn, 0.7kg in winter, 1.1kg in spring and 0.9kg in summer. In all three seasons the majority of the weight for this category was disposable nappies. The greatest weight for disposable nappies in autumn, spring and summer was recorded for the ACORN 5 'Struggling Family' households and in winter both the ACORN 5 and ACORN 3H households had high weights at 0.8kg and 0.9kg respectively.

In autumn on average 1.4kg of each householder's waste was potentially recyclable under the current kerbside schemes. This is equivalent to 17% of the residual waste. In winter the figures were slightly lower at 1.2kg or 16% of the total weight, in spring the weights were higher at 1.5kg per household or 18% of the total weight and in summer the weight was equally high at 1.5kg or 20% of the total weight.

Table 2.4: Weights of potentially recyclable material in the residual waste

	ACORN 1	ACORN 3H	ACORN 3I	ACORN 4	ACORN 5
Recyclable material	0.5kg	3.0kg	0.8kg	1.6kg	1.4kg
Autumn average	1.4kg per household per week				
Recyclable material	0.4kg	2.3kg	1.1kg	1.1kg	1.5kg
Winter average	1.2kg per household per week				
Recyclable material	0.9kg	2.6kg	0.8kg	1.5kg	1.9kg
Spring average	1.5kg per household per week				
Recyclable material	1.1kg	2.3kg	1.1kg	1.1kg	1.9kg
Summer average	1.5kg per household per week				

Tables 2.5 and 2.6 and figures 2.2 and 2.3 show waste generation rates and composition broken down into the thirteen primary categories. These tables show the discrepancies between the samples and highlight any trends. The full set of results for each sample area can be found in the appendices.

Table 2.5: Residual waste composition summary (%) – autumn 2009, winter, spring and summer 2010

	Concentration percentages for waste samples autumn, winter and spring 2009/10																			
	ACORN 1				ACORN 3H				ACORN 3I				ACORN 4				ACORN 5			
	Autumn	Winter	Spring	Summer	Autumn	Winter	Spring	Summer	Autumn	Winter	Spring	Summer	Autumn	Winter	Spring	Summer	Autumn	Winter	Spring	Summer
Paper and Card	11.8	9.9	6.9	8.7	15.0	14.2	13.7	13.6	14.0	14.7	9.5	14.0	13.2	11.9	12.2	13.7	12.0	11.3	11.1	17.4
Plastic Film	7.6	8.6	6.0	5.8	5.6	6.0	5.9	5.5	6.4	6.9	7.0	7.6	6.3	5.2	6.2	4.7	6.1	5.7	6.2	7.4
Dense Plastic	5.2	6.1	5.5	7.0	8.3	5.9	7.8	6.9	7.1	5.3	7.0	7.3	6.7	4.9	6.3	4.7	4.9	6.5	8.7	6.6
Textiles	4.0	3.1	5.8	2.9	4.5	2.1	3.7	3.4	1.4	3.5	5.0	0.8	1.4	3.6	2.4	1.4	3.2	2.1	2.8	4.7
Misc. combustible	9.8	10.4	5.4	7.5	6.3	11.6	16.5	13.3	5.8	3.3	5.9	5.0	8.6	8.3	10.5	12.2	9.3	11.0	17.4	15.4
Misc. Non combustible	4.0	0.2	7.1	3.4	1.7	1.5	3.1	2.2	1.6	1.5	2.9	2.1	0.5	0.4	1.1	0.5	0.7	3.1	3.7	1.2
Glass	2.5	2.8	2.1	2.3	4.5	3.7	3.5	5.4	1.1	1.0	0.8	1.2	9.3	9.7	8.5	7.4	1.4	2.7	2.5	4.3
Ferrous metal	2.4	0.7	2.5	2.3	3.3	4.0	2.5	3.1	1.2	1.9	3.2	1.1	1.9	2.1	3.0	1.8	3.6	2.6	4.5	2.3
Non ferrous metal	1.0	0.8	0.5	0.6	1.0	1.1	1.1	1.1	0.9	1.0	0.9	0.7	1.3	1.2	1.3	1.3	0.8	0.9	0.6	0.7
Putrescibles	49.0	52.9	54.8	56.5	45.3	44.9	37.5	41.3	56.5	58.2	49.0	56.0	48.9	47.2	47.3	49.7	55.5	50.9	35.5	35.5
Fines	1.6	3.0	1.9	2.1	3.5	4.3	3.0	1.8	3.0	1.2	3.2	2.8	1.5	5.1	1.0	0.8	2.0	2.1	2.5	1.2
WEEE	0.8	1.2	0.8	0.4	0.8	0.4	0.6	1.4	0.7	1.4	3.2	1.4	0.4	0.3	0.1	0.5	0.4	0.0	1.9	2.9
HHW	0.5	0.4	0.7	0.3	0.3	0.3	1.0	1.0	0.1	0.1	2.4	0.1	0.1	0.1	0.0	1.4	0.2	1.0	2.7	0.4
Total	100.0	100.0	100.0	100.0	100.0	100.0	100.0	100.0	100.0	100.0	100.0	100.0	100.0	100.0	100.0	100.0	100.0	100.0	100.0	100.0

For all four seasons the three dominant material categories were putrescibles, paper/card and miscellaneous combustibles. These three categories made up over 71% of the weight of the average sample in autumn, 72% of the total weight in winter, 67% of the total weight in spring and 71% in summer.

Figure 2.2: Residual waste composition (concentration percentage) by ACORN autumn 2009, winter, spring and summer 2010

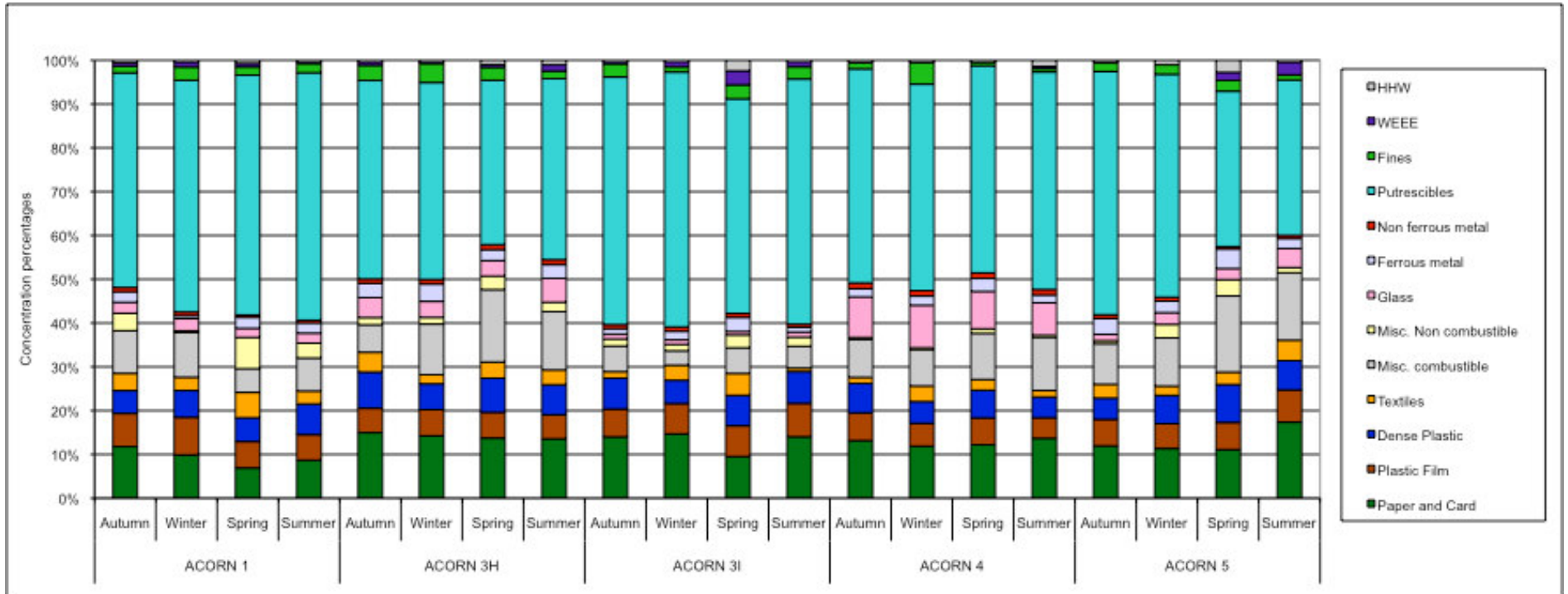
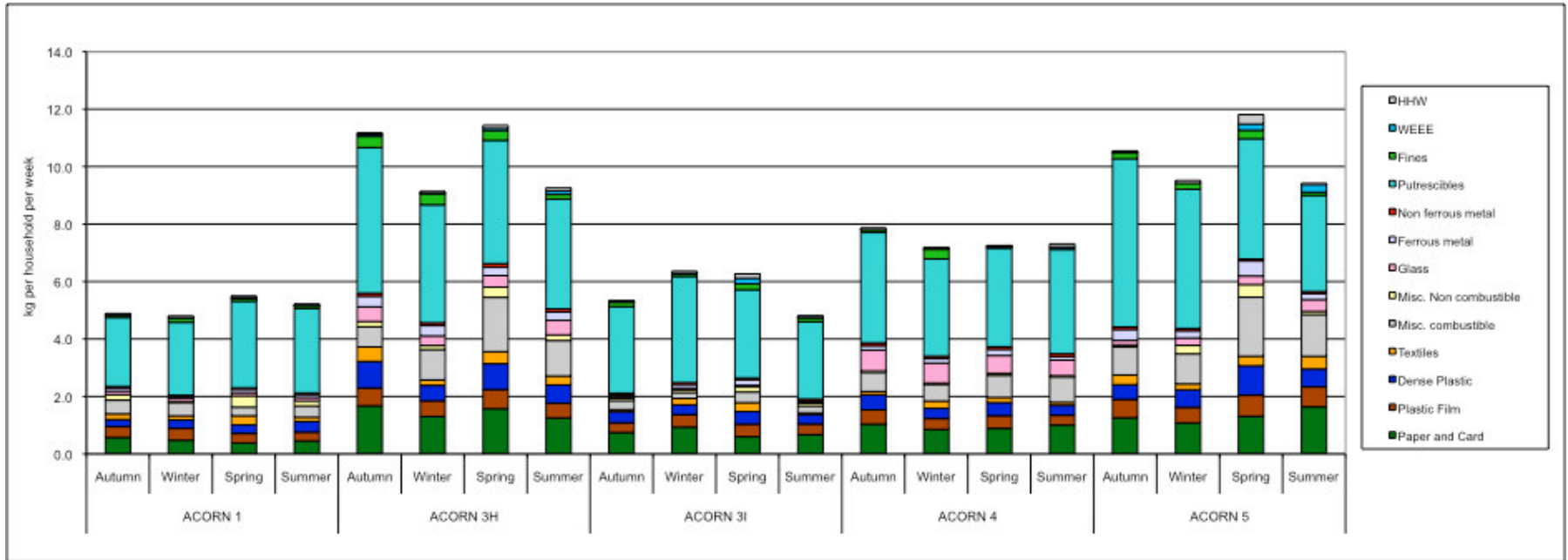


Table 2.6: Residual waste generation rates summary (kg/hh/wk) – autumn 2009, winter, spring and summer 2010

	kg per household per week autumn and winter 2009/10																			
	ACORN 1				ACORN 3H				ACORN 3I				ACORN 4				ACORN 5			
	Autumn	Winter	Spring	Summer	Autumn	Winter	Spring	Summer	Autumn	Winter	Spring	Summer	Autumn	Winter	Spring	Summer	Autumn	Winter	Spring	Summer
Paper and Card	0.6	0.5	0.4	0.5	1.7	1.3	1.6	1.3	0.7	0.9	0.6	0.7	1.0	0.9	0.9	1.0	1.3	1.1	1.3	1.6
Plastic Film	0.4	0.4	0.3	0.3	0.6	0.5	0.7	0.5	0.3	0.4	0.4	0.4	0.5	0.4	0.4	0.3	0.6	0.5	0.7	0.7
Dense Plastic	0.3	0.3	0.3	0.4	0.9	0.5	0.9	0.6	0.4	0.3	0.4	0.3	0.5	0.4	0.5	0.3	0.5	0.6	1.0	0.6
Textiles	0.2	0.1	0.3	0.2	0.5	0.2	0.4	0.3	0.1	0.2	0.3	0.0	0.1	0.3	0.2	0.1	0.3	0.2	0.3	0.4
Misc. combustible	0.5	0.5	0.3	0.4	0.7	1.1	1.9	1.2	0.3	0.2	0.4	0.2	0.7	0.6	0.8	0.9	1.0	1.0	2.1	1.5
Misc. Non combustible	0.2	0.0	0.4	0.2	0.2	0.1	0.4	0.2	0.1	0.1	0.2	0.1	0.0	0.0	0.1	0.0	0.1	0.3	0.4	0.1
Glass	0.1	0.1	0.1	0.1	0.5	0.3	0.4	0.5	0.1	0.1	0.1	0.1	0.7	0.7	0.6	0.5	0.2	0.3	0.3	0.4
Ferrous metal	0.1	0.0	0.1	0.1	0.4	0.4	0.3	0.3	0.1	0.1	0.2	0.1	0.1	0.2	0.2	0.1	0.4	0.2	0.5	0.2
Non ferrous metal	0.0	0.0	0.0	0.0	0.1	0.1	0.1	0.1	0.0	0.1	0.1	0.0	0.1	0.1	0.1	0.1	0.1	0.1	0.1	0.1
Putrescibles	2.4	2.5	3.0	2.9	5.1	4.1	4.3	3.8	3.0	3.7	3.1	2.7	3.8	3.4	3.4	3.6	5.9	4.8	4.2	3.3
Fines	0.1	0.1	0.1	0.1	0.4	0.4	0.3	0.2	0.2	0.1	0.2	0.1	0.1	0.4	0.1	0.1	0.2	0.2	0.3	0.1
WEEE	0.0	0.1	0.0	0.0	0.1	0.0	0.1	0.1	0.0	0.1	0.2	0.1	0.0	0.0	0.0	0.0	0.0	0.0	0.2	0.3
HHW	0.0	0.0	0.0	0.0	0.0	0.0	0.1	0.1	0.0	0.0	0.2	0.0	0.0	0.0	0.0	0.1	0.0	0.1	0.3	0.0
Total	4.9	4.8	5.5	5.2	11.2	9.1	11.4	9.3	5.3	6.4	6.3	4.8	7.9	7.2	7.3	7.3	10.5	9.5	11.8	9.4

Figure 2.3: Residual waste generation rates summary (Kg/hh/wk) – autumn 2009, winter, spring and summer 2010



2.2 Recycling schemes

Table 2.7 below provides an indication of the numbers of householders who set out recycling for collection during the four sample periods autumn, winter spring and summer. These are not true participation figures, as a participation survey would entail monitoring households over a longer period of time and with a wider sampling area, nonetheless they do provide an average snapshot and show consistency.

In summer, as was seen in the other seasons, the households in the ACORN 4 sample area set out their recycling less frequently than households in the other sample areas, but this is a result of them having less material to set out, these were not the households with the greatest weights of potentially recyclable material in their residual waste as can be seen in table 2.4.

The ACORN 3H households were seen to have the greatest weight of potentially recyclable material remaining in their residual waste but the table below shows they had good set out rates. This would tend to suggest that these households have low recognition rates for materials that can be included in their kerbside recycling scheme [or that some members in these households are not fully participating in the scheme].

Table 2.7: Set out rates for recycling bins – autumn and winter

	Garden waste	Paper	Card	Glass	Plastics and cans
Autumn 2009 set out rates					
ACORN 1	-		73%	30%	59%
ACORN 3H	13%		78%	56%	64%
ACORN 3I	42%	56%*	42% residual week*	61%*	36% residual week*
ACORN 4	7%		50%	-	39%
ACORN 5	17%	50%	45%	-	76%
Winter 2010 set out rates					
ACORN 1	-		61%	58%	39%
ACORN 3H	0%		84%	60%	64%
ACORN 3I	11%	62%	62% residual week*	62%	59% residual week*
ACORN 4	0%		53%	-	33%
ACORN 5	12%	43%	57%	-	60%
Spring 2010 set out rates					
ACORN 1	-		46%	15%	36%
ACORN 3H	24%		71%	47%	56%
ACORN 3I	57%	68%*	62% residual week*	76%*	59% residual week*
ACORN 4	14%		55%	-	41%
ACORN 5	68%	61%	71%	-	78%
Summer 2010 set out rates					
ACORN 1	-		76%	24%	-
ACORN 3H	18%		60%	53%	60%
ACORN 3I	62%	68%	65% residual week	62%	68% residual week
ACORN 4	18%		43%	-	39%
ACORN 5	60%	50%	60%	-	67%

*For the ACORN 3I households recycling [paper/card and glass/plastic/cans] was collected in week 1 and week 2. In week 1 compost and recycling were collected and in week two residual waste and recycling were collected.

Table 2.8 shows weights of material collected for the recycling schemes per household per week. Weights of garden waste show the greatest seasonal variation, with very little garden waste set out in winter. In terms of dry recycling the greatest weights were found of the ACORN 1 households. In summer and spring garden waste elevated the recycling figures for the ACORN 3I and particularly for the ACORN 5 households.

Table 2.8: Weights of recycling

		Recycling as kg per household per week					
		Garden	Paper	Card	Plastic	Cans	Glass
ACORN 1	Autumn	0.0kg	3.1kg		2.2kg		1.0kg
	Winter	0.3kg	2.4kg		0.7kg		1.3kg
	Spring	<0.1kg	0.7kg		0.3kg		0.5kg
	Summer	0.0kg	3.1kg				0.7kg
ACORN 3H	Autumn	1.2kg	2.6kg		1.0kg		0.6kg
	Winter	0.0kg	3.7kg		0.6kg		1.7kg
	Spring	2.6kg	2.2kg		1.0kg		1.4kg
	Summer	1.9kg	2.2kg		0.4kg		0.5kg
ACORN 3I	Autumn	2.7kg	2.1kg		0.9kg		
	Winter	0.3kg	3.2kg		1.3kg		
	Spring	4.8kg	2.5kg		1.7kg		
	Summer	3.8kg	2.8kg		1.2kg		
ACORN 4	Autumn	0.4kg	2.0kg		0.5kg		-
	Winter	0.0kg	0.3kg		0.3kg		-
	Spring	0.3kg	1.4kg		0.5kg		-
	Summer	1.6kg	1.9kg		0.8kg*		-
ACORN 5	Autumn	0.9kg	1.0kg	0.8kg	1.3kg		-
	Winter	0.5kg	0.7kg	1.1kg	0.8kg		-
	Spring	9.7kg	1.2kg	0.8kg	1.9kg		
	Summer	8.1kg	0.6kg	0.6kg	1.2kg		
Average	Autumn	1.2kg	2.5kg		1.9kg		
	Winter	0.1kg	2.5kg		1.6kg		
	Spring	3.8kg	1.6kg		1.5kg		
	Summer	3.1kg	2.1kg		1.1kg		

* includes glass

The following series of tables show capture and diversion rates for different materials in the dry recycling and compost schemes.

Capture rates of over 80% are accepted as excellent and above 60% are good⁹. The majority of households in each sample area are achieving excellent capture rates for garden waste. The ACORN 1 households achieved excellent glass capture rates in each season. Good capture rate results were achieved by many of the households in each of the sample areas for paper and glass, but there appears to be a lack of consistency. Lower capture rates were achieved for cans and plastic bottles.

Table 2.9a: Capture rates for materials recycled - autumn

	Garden	Paper	Card	Glass	Plastics and cans
	Capture rates				
ACORN 1	-	73%		88%	79%
ACORN 3H	83%	69%		34%	26%
ACORN 3I	99%	85%			67%
ACORN 4	78%	71%		-	50%
ACORN 5	100%	75%	72%	-	49%

Table 2.9b: Capture rates for materials recycled - winter

	Garden	Paper	Card	Glass	Plastics and cans
	Capture rates				
ACORN 1	65%	58%		91%	33%
ACORN 3H	-	80%		87%	41%
ACORN 3I	75%	86%			76%
ACORN 4	-	32%		-	43%
ACORN 5	93%	50%	75%	-	49%

Table 2.9c: Capture rates for materials recycled – spring

	Garden	Paper	Card	Glass	Plastics and cans
	Capture rates				
ACORN 1	2%	73%		81%	59%
ACORN 3H	85%	66%		79%	53%
ACORN 3I	100%	91%			81%
ACORN 4	65%	68%		-	50%
ACORN 5	100%	73%	65%	-	97%

Table 2.9d: Capture rates for materials recycled – summer

	Garden	Paper	Card	Glass	Plastics and cans
	Capture rates				
ACORN 1	-	99%		85%	-
ACORN 3H	94%	72%		49%	22%
ACORN 3I	90%	89%			76%
ACORN 4	99%	73%			42%
ACORN 5	100%	44%	56%		57%

Excluding garden waste diversion, the ACORN 1 households have diverted the greatest percentage of their dry recyclables; households in the other areas have not

⁹ see WRAP Recycling Scheme Guidance
Produced by WastesWork Ltd,
9a Market Street, Wem, Shropshire, SY4 5EA

done nearly as well with their dry recycling schemes, but have made up for their low figures with the diversion rates for their garden waste.

Table 2.10a: Diversion rates for materials recycled - autumn

	Garden waste	Paper	Card	Glass	Plastics and cans	Total
	Diversion rates					
ACORN 1	-	28%		9%	19%	56%
ACORN 3H	7%	15%		3%	6%	31%
ACORN 3I	24%	19%			8%	51%
ACORN 4	3%	19%		-	5%	27%
ACORN 5	6%	7%	5%	-	9%	27%

Table 2.10b: Diversion rates for materials recycled - winter

	Garden waste	Paper	Card	Glass	Plastics and cans	Total
	Diversion rates					
ACORN 1	3%	22%		11%	6% (mixed sack 15%)	57%
ACORN 3H	-	25%		11%	4%	40%
ACORN 3I	3%	29%			12%	44%
ACORN 4	-	4%		-	4%	8%
ACORN 5	4%	5%	9%	-	6%	24%

Table 2.10c: Diversion rates for materials recycled – spring

	Garden waste	Paper	Card	Glass	Plastics and cans	Total
	Diversion rates					
ACORN 1		9%		7%	4%	20%
ACORN 3H	14%	12%		8%	5%	39%
ACORN 3I	32%	16%			11%	59%
ACORN 4	3%	15%		-	5%	24%
ACORN 5	38%	5%	3%		7%	53%

Table 2.10c: Diversion rates for materials recycled – summer

	Garden waste	Paper	Card	Glass	Plastics and cans	Total
	Diversion rates					
ACORN 1	-	35%			8%	42%
ACORN 3H	13%	15%		4%	3%	35%
ACORN 3I	30%	22%			10%	62%
ACORN 4	14%	17%			6%	37%
ACORN 5	41%	3%	3%		6%	53%

2.3 Biodegradable fraction

Table 2.11 a, b, c and d show the contribution of biodegradable materials in the residual waste, dry recycling and compost collected at the kerbside. These figures will be relevant to Leicestershire County Council when considering the proportion of biodegradable waste, which will be subject to LATS. The data has been calculated using the compositional data from the five sample areas and the percentages

outlined in the Waste Strategy Units¹⁰ revised national estimate as shown in Table 2.12 below.

Table 2.11a: Biodegradable fraction of total material collected at the kerbside - autumn

	ACORN 1	ACORN 3H	ACORN 3I	ACORN 4	ACORN 5	Average
Paper and card	43.91	24.91	26.04	27.88	20.87	28.40
Textiles	0.89	1.53	0.35	0.50	1.15	1.03
Misc. Combustible	2.14	2.46	1.41	3.18	3.37	2.47
Putrescibles	21.53	37.83	51.72	39.19	46.23	38.74
Fines	0.34	1.19	0.73	0.53	0.72	0.77
Total	68.81	67.94	80.26	71.29	72.34	71.42

Table 2.11b: Biodegradable fraction of total material collected at the kerbside - winter

	ACORN 1	ACORN 3H	ACORN 3I	ACORN 4	ACORN 5	Average
Paper and card	40.66	33.03	37.13	14.78	22.47	30.43
Textiles	0.66	0.63	0.98	1.65	0.82	0.83
Misc. Combustible	2.29	3.50	0.93	3.81	4.18	3.20
Putrescibles	25.58	27.18	35.91	43.54	42.81	32.44
Fines	0.66	1.31	0.34	2.31	0.82	1.06
Total	69.84	65.64	75.29	66.09	71.09	67.95

Table 2.11c: Biodegradable fraction of total material collected at the kerbside - spring

	ACORN 1	ACORN 3H	ACORN 3I	ACORN 4	ACORN 5	Average
Paper and card	14.81	20.23	20.00	23.82	12.70	16.37
Textiles	2.28	1.13	1.02	0.93	0.67	1.08
Misc. Combustible	2.17	5.07	1.21	4.02	4.25	3.66
Putrescibles	44.25	37.13	51.33	39.92	54.46	48.30
Fines	0.81	0.91	0.66	0.40	0.59	0.69
Total	64.33	64.47	74.22	69.09	72.67	70.10

Table 2.11d: Biodegradable fraction of total material collected at the kerbside - summer

	ACORN 1	ACORN 3H	ACORN 3I	ACORN 4	ACORN 5	Average
Paper and card	31.64	24.11	27.41	25.07	13.70	22.42
Textiles	0.85	1.10	0.15	0.45	1.12	0.84
Misc. Combustible	2.20	4.36	0.97	3.86	3.73	3.16
Putrescibles	32.78	40.39	45.11	45.14	57.37	46.66
Fines	0.60	0.57	3.12	0.25	0.27	0.69
Total	68.08	70.53	76.76	74.77	76.19	73.78

¹⁰ Until 2002 the concentration of the biodegradable element in household waste had been calculated using data arising from the National Household Waste Analysis Programme a study that was finalised in 1990

Table 2.12: Estimates of the overall proportion of biodegradable household waste: Waste Strategy Unit study December 2002

Household waste portion of components	Portion of household waste stream (1% dry weight)	Biodegradable content (1=all, 0.5=half, 0=none)	Biodegradable household waste stream (% dry weight) (column 2 x column 3)
Paper and card	19	1	19
Textiles	3	0.5	2
Misc. combustible	8	0.5	4
Putrescibles	42	1	42
Fines	3	0.5	2
Other (incl. plastics, glass, ferrous, non-ferrous, misc. non combustibles)	21	0	0
Total	100%		68%

The Waste Strategy Unit has calculated that 68% of household waste is biodegradable. The average biodegradable figure for Leicestershire has been calculated as 71% during autumn 2009, 68% in winter 2010, 70% in spring and 74% in summer.

The recycling schemes captured 37% of the biodegradable material in autumn; 33% in winter; 50% in spring and 51% in summer.

2.4 CV, Moisture and Basic suite testing

From the residual waste collected from each sample area a sub sample of 20kg was removed for analysis at the Waste Research Lab in Sheffield. Testing was carried out on winter and summer samples.

Results for the winter samples

Sample Reference		ACORN 1	ACORN 3H	ACORN 3I	ACORN 4	ACORN 5
Analyte	Units	Results				
Moisture	%	48.47	43.44	48.88	43.46	46.11
Ash	%	10.81	18.02	11.60	19.85	15.33
Gross CV	MJ/kg	10.71	9.81	10.06	9.27	9.93
Net CV*	MJ/kg	9.17	8.42	8.56	7.92	8.49
Oxygen*	%	12.02	11.85	12.48	11.47	11.75
Volatile Matter	%	37.13	34.97	36.10	33.25	35.11
Carbon	%	24.44	22.75	23.09	21.52	22.84
Hydrogen	%	3.31	3.03	3.10	2.84	3.08
Nitrogen	%	0.67	0.63	0.61	0.61	0.63
Sulphur	%	0.11	0.10	0.09	0.10	0.10
Chlorine	%	0.18	0.17	0.16	0.15	0.18
Analysis Basis : As Received						

Results for the summer samples

Sample Reference		Acorn 1	Acorn 3H	Acorn 3I	Acorn 4	Acorn 5
Analyte	Units	Result				
Moisture	%Wt	55.01	46.75	46.11	46.25	39.33
Ash	% Wt	7.46	11.38	16.49	14.61	16.87
Gross CV	MJ/kg	9.78	10.14	10.44	10.34	12.12
Net CV*	MJ/kg	7.81	8.37	8.72	8.61	10.51
Oxygen Content*	% Wt	9.90	13.38	10.12	11.29	14.68
Fixed Carbon	% Wt	3.91	4.70	3.17	3.96	2.62
Volatile Matter	% Wt	33.30	36.71	34.04	34.86	40.87
Carbon	% Wt	23.79	24.31	23.10	23.66	25.22
Hydrogen	% Wt	3.36	3.25	3.04	3.08	3.25
Nitrogen	% Wt	0.44	0.87	1.04	1.04	0.62
Sulphur	% Wt	0.04	0.07	0.08	0.06	0.05
Chlorine	% Wt	0.18	0.22	0.28	0.30	0.21
Analysis Basis: As Received						
* Calculated using determined values						

Appendix A – Full Results Autumn 2009

A1: ACORN 1 residual waste – Autumn 2009

Primary cats	Sub-category	ACORN 1 Residual waste			
		Concentration %	kg/h/week		
Paper and card	Newspaper and magazines	0.59	11.78	0.03	0.58
	Directories and catalogues inc yellow pages	0.08		0.00	
	Junk mail and other recyclable paper	1.79		0.09	
	Paper packaging	0.91		0.04	
	Wall paper, tissues, hand towels, other non recyclable paper	5.70		0.28	
	Liquid cartons	0.64		0.03	
	Cardboard non corrugated	1.82		0.09	
	Cardboard corrugated	0.25		0.01	
Plastic film	Refuse sacks and other plastic film	1.98	7.57	0.10	0.37
	Carrier bags and packaging film	5.59		0.27	
Dense plastic	PET clear and coloured bottles	0.26	5.21	0.01	0.25
	HDPE opaque and coloured bottles	0.13		0.01	
	PVC clear and coloured bottles	0.00		0.00	
	Other rigid plastic packaging	3.02		0.15	
	Polystyrene	0.36		0.02	
	Video tapes/ music tapes	0.00		0.00	
	CDs, DVDs	0.03		0.00	
	Other rigid plastic	0.77		0.04	
Textiles	Other re usable rigid plastic items	0.64	3.95	0.03	0.19
	Re usable clothes	1.40		0.07	
	Other reusable textiles	0.22		0.01	
Misc. combustible	Non reusable	2.33	9.76	0.11	0.48
	Reusable Shoes, belts and bags	1.31		0.06	
	Wood and cork packaging	0.01		0.00	
	Wood and cork non packaging	2.35		0.12	
	Kitchen units	0.00		0.00	
	Reusable furniture	0.00		0.00	
	Non reusable furniture	0.00		0.00	
	Carpet, underlay and carpet floor tiles	0.85		0.04	
	Sanitary waste	0.70		0.03	
	Nappies	2.41		0.12	
Misc. non-combustible	Other combustible	2.13	3.97	0.10	0.19
	Ceramics	0.51		0.02	
	Hardcore	0.00		0.00	
	Other DIY rubble	3.35		0.16	
Glass	Other non-combustible	0.11	2.51	0.01	0.12
	Brown glass containers	0.19		0.01	
	Green glass containers	0.41		0.02	
	Clear glass containers	1.51		0.07	
	Plate glass	0.00		0.00	
	Other reusable glass items list	0.24		0.01	
	Light bulbs	0.06		0.00	
Other glass	0.10	0.01			
Ferrous metal	Other glass	0.10	2.41	0.01	0.12
	Ferrous food and beverage cans	0.50		0.02	
	Aerosols	0.18		0.01	
	Other packaging	0.33		0.02	
	Re usable ferrous items	0.00		0.00	
Non-ferrous metal	Other ferrous	1.39	0.96	0.07	0.05
	Non-ferrous food and beverage cans	0.07		0.00	
	Aerosols	0.13		0.01	
	Foil	0.70		0.03	
	Other packaging	0.00		0.00	
	Re useable non ferrous items	0.00		0.00	
Putrescibles	Other non-ferrous	0.06	49.02	0.00	2.40
	Raw fruit and vegetable matter	25.69		1.26	
	Cooked or prepared food	18.75		0.92	
	Green garden waste	0.24		0.01	
	Woody garden waste	0.12		0.01	
	Soil	0.00		0.00	
Fines	Other putrescibles	4.23	1.56	0.21	0.08
	Particles <10mm	1.56		0.08	
WEEE	List	0.77	0.77	0.04	0.04
HHW	List	0.53	0.53	0.03	0.03
Total		100.00	100.00	4.89	4.89
Total potentially recyclable			10.22	0.50	

WEEE
HHW

Cable, hair curlers, toothbrush chargers, watch, switch x 2, tape walkman, charger, disc walkmans x3, torch
Batteries, gas canister, engine oil, ink cart

A2: ACORN 1 Paper and card recycling – Autumn 2009

Primary cats	Sub-category	ACORN 1 Paper and Card recycling			
		Concentration %	kg/hh/week		
Paper and card	Newspaper and magazines	54.47	96.98	1.71	3.04
	Directories and catalogues inc yellow pages	10.82		0.34	
	Junk mail and other recyclable paper	11.00		0.34	
	Paper packaging	0.94		0.03	
	Wall paper, tissues, hand towels, other non recyclable paper	0.00		0.00	
	Liquid cartons	0.88		0.03	
	Cardboard non corrugated	8.42		0.26	
	Cardboard corrugated	10.45		0.33	
Plastic film	Refuse sacks and other plastic film	0.00	0.12	0.00	0.00
	Carrier bags and packaging film	0.12		0.00	
Dense plastic	PET clear and coloured bottles	0.64	2.40	0.02	0.08
	HDPE opaque and coloured bottles	0.49		0.02	
	PVC clear and coloured bottles	0.00		0.00	
	Other rigid plastic packaging	1.27		0.04	
	Polystyrene	0.00		0.00	
	Video tapes/ music tapes	0.00		0.00	
	CDs, DVDs	0.00		0.00	
	Other rigid plastic	0.00		0.00	
Other re usable rigid plastic items	0.00	0.00			
Textiles	Re usable clothes	0.00	0.00	0.00	0.00
	Other reusable textiles	0.00		0.00	
	Non reusable	0.00		0.00	
Misc. combustible	Reusable Shoes, belts and bags	0.00	0.00	0.00	0.00
	Wood and cork packaging	0.00		0.00	
	Wood and cork non packaging	0.00		0.00	
	Kitchen units	0.00		0.00	
	Reusable furniture	0.00		0.00	
	Non reusable furniture	0.00		0.00	
	Carpet, underlay and carpet floor tiles	0.00		0.00	
	Sanitary waste	0.00		0.00	
	Nappies	0.00		0.00	
Other combustible	0.00	0.00			
Misc. non-combustible	Ceramics	0.00	0.00	0.00	0.00
	Hardcore	0.00		0.00	
	Other DIY rubble	0.00		0.00	
	Other non-combustible	0.00		0.00	
Glass	Brown glass containers	0.00	0.00	0.00	0.00
	Green glass containers	0.00		0.00	
	Clear glass containers	0.00		0.00	
	Plate glass	0.00		0.00	
	Other reusable glass items list	0.00		0.00	
	Light bulbs	0.00		0.00	
	Other glass	0.00		0.00	
Ferrous metal	Ferrous food and beverage cans	0.21	0.21	0.01	0.01
	Aerosols	0.00		0.00	
	Other packaging	0.00		0.00	
	Re usable ferrous items	0.00		0.00	
	Other ferrous	0.00		0.00	
Non-ferrous metal	Non-ferrous food and beverage cans	0.10	0.10	0.00	0.00
	Aerosols	0.00		0.00	
	Foil	0.00		0.00	
	Other packaging	0.00		0.00	
	Re useable non ferrous items	0.00		0.00	
	Other non-ferrous	0.00		0.00	
Putrescibles	Raw fruit and vegetable matter	0.00	0.19	0.00	0.01
	Cooked or prepared food	0.19		0.01	
	Green garden waste	0.00		0.00	
	Woody garden waste	0.00		0.00	
	Soil	0.00		0.00	
	Other putrescibles	0.00		0.00	
Fines	Particles <10mm	0.00	0.00	0.00	0.00
WEEE	List	0.00	0.00	0.00	0.00
HHW	List	0.00	0.00	0.00	0.00
Total		100.00	100.00	3.13	3.13
Contamination			3.90		0.12

A3: ACORN 1 Glass recycling – Autumn 2009

Primary cats	Sub-category	ACORN 1 Glass recycling			
		Concentration %		kg/hh/week	
Paper and card	Newspaper and magazines	0.00	0.00	0.00	0.00
	Directories and catalogues inc yellow pages	0.00		0.00	
	Junk mail and other recyclable paper	0.00		0.00	
	Paper packaging	0.00		0.00	
	Wall paper, tissues, hand towels, other non recyclable paper	0.00		0.00	
	Liquid cartons	0.00		0.00	
	Cardboard non corrugated	0.00		0.00	
	Cardboard corrugated	0.00		0.00	
Plastic film	Refuse sacks and other plastic film	0.00	0.17	0.00	0.00
	Carrier bags and packaging film	0.17		0.00	
Dense plastic	PET clear and coloured bottles	0.08	0.08	0.00	0.00
	HDPE opaque and coloured bottles	0.00		0.00	
	PVC clear and coloured bottles	0.00		0.00	
	Other rigid plastic packaging	0.00		0.00	
	Polystyrene	0.00		0.00	
	Video tapes/ music tapes	0.00		0.00	
	CDs, DVDs	0.00		0.00	
	Other rigid plastic	0.00		0.00	
Other re usable rigid plastic items	0.00	0.00			
Textiles	Re usable clothes	0.00	0.47	0.00	0.00
	Other reusable textiles	0.00		0.00	
	Non reusable	0.47		0.00	
Misc. combustible	Reusable Shoes, belts and bags	0.00	0.00	0.00	0.00
	Wood and cork packaging	0.00		0.00	
	Wood and cork non packaging	0.00		0.00	
	Kitchen units	0.00		0.00	
	Reusable furniture	0.00		0.00	
	Non reusable furniture	0.00		0.00	
	Carpet, underlay and carpet floor tiles	0.00		0.00	
	Sanitary waste	0.00		0.00	
	Nappies	0.00		0.00	
Other combustible	0.00	0.00			
Misc. non-combustible	Ceramics	0.00	0.00	0.00	0.00
	Hardcore	0.00		0.00	
	Other DIY rubble	0.00		0.00	
	Other non-combustible	0.00		0.00	
Glass	Brown glass containers	12.70	99.27	0.12	0.96
	Green glass containers	38.42		0.37	
	Clear glass containers	30.83		0.30	
	Plate glass	14.24		0.14	
	Other reusable glass items list	0.00		0.00	
	Light bulbs	0.74		0.01	
	Other glass	2.35		0.02	
Ferrous metal	Ferrous food and beverage cans	0.00	0.00	0.00	0.00
	Aerosols	0.00		0.00	
	Other packaging	0.00		0.00	
	Re usable ferrous items	0.00		0.00	
	Other ferrous	0.00		0.00	
Non-ferrous metal	Non-ferrous food and beverage cans	0.00	0.00	0.00	0.00
	Aerosols	0.00		0.00	
	Foil	0.00		0.00	
	Other packaging	0.00		0.00	
	Re useable non ferrous items	0.00		0.00	
Putrescibles	Other non-ferrous	0.00	0.00	0.00	0.00
	Raw fruit and vegetable matter	0.00		0.00	
	Cooked or prepared food	0.00		0.00	
	Green garden waste	0.00		0.00	
	Woody garden waste	0.00		0.00	
	Soil	0.00		0.00	
Other putrescibles	0.00	0.00			
Fines	Particles <10mm	0.00	0.00	0.00	0.00
WEEE	List	0.00	0.00	0.00	0.00
HHW	List	0.00	0.00	0.00	0.00
Total		100.00	100.00	0.97	0.97
Contamination		18.05		0.17	

A4: ACORN 1 Plastic and cans recycling – Autumn 2009

Primary cats	Sub-category	ACORN 1 Plastic and Cans recycling			
		Concentration %		kg/hh/week	
Paper and card	Newspaper and magazines	36.94	59.26	0.80	1.29
	Directories and catalogues inc yellow pages	4.94		0.11	
	Junk mail and other recyclable paper	7.78		0.17	
	Paper packaging	0.12		0.00	
	Wall paper, tissues, hand towels, other non recyclable paper	1.14		0.02	
	Liquid cartons	2.07		0.04	
	Cardboard non corrugated	3.37		0.07	
	Cardboard corrugated	2.90		0.06	
Plastic film	Refuse sacks and other plastic film	0.25	1.98	0.01	0.04
	Carrier bags and packaging film	1.73		0.04	
Dense plastic	PET clear and coloured bottles	5.62	25.45	0.12	0.55
	HDPE opaque and coloured bottles	9.30		0.20	
	PVC clear and coloured bottles	0.00		0.00	
	Other rigid plastic packaging	9.14		0.20	
	Polystyrene	0.28		0.01	
	Video tapes/ music tapes	0.00		0.00	
	CDs, DVDs	0.00		0.00	
	Other rigid plastic	0.00		0.00	
Other re usable rigid plastic items	1.11	0.02			
Textiles	Re usable clothes	0.00	0.00	0.00	0.00
	Other reusable textiles	0.00		0.00	
	Non reusable	0.00		0.00	
Misc. combustible	Reusable Shoes, belts and bags	0.00	0.00	0.00	0.00
	Wood and cork packaging	0.00		0.00	
	Wood and cork non packaging	0.00		0.00	
	Kitchen units	0.00		0.00	
	Reusable furniture	0.00		0.00	
	Non reusable furniture	0.00		0.00	
	Carpet, underlay and carpet floor tiles	0.00		0.00	
	Sanitary waste	0.00		0.00	
	Nappies	0.00		0.00	
Other combustible	0.00	0.00			
Misc. non-combustible	Ceramics	0.00	0.00	0.00	0.00
	Hardcore	0.00		0.00	
	Other DIY rubble	0.00		0.00	
	Other non-combustible	0.00		0.00	
Glass	Brown glass containers	0.00	0.00	0.00	0.00
	Green glass containers	0.00		0.00	
	Clear glass containers	0.00		0.00	
	Plate glass	0.00		0.00	
	Other reusable glass items list	0.00		0.00	
	Light bulbs	0.00		0.00	
	Other glass	0.00		0.00	
Ferrous metal	Ferrous food and beverage cans	10.62	11.89	0.23	0.26
	Aerosols	0.34		0.01	
	Other packaging	0.93		0.02	
	Re usable ferrous items	0.00		0.00	
	Other ferrous	0.00		0.00	
Non-ferrous metal	Non-ferrous food and beverage cans	1.17	1.42	0.03	0.03
	Aerosols	0.00		0.00	
	Foil	0.25		0.01	
	Other packaging	0.00		0.00	
	Re useable non ferrous items	0.00		0.00	
	Other non-ferrous	0.00		0.00	
Putrescibles	Raw fruit and vegetable matter	0.00	0.00	0.00	0.00
	Cooked or prepared food	0.00		0.00	
	Green garden waste	0.00		0.00	
	Woody garden waste	0.00		0.00	
	Soil	0.00		0.00	
	Other putrescibles	0.00		0.00	
Fines	Particles <10mm	0.00	0.00	0.00	0.00
WEEE	List	0.00	0.00	0.00	0.00
HHW	List	0.00	0.00	0.00	0.00
Total		100.00	100.00	2.17	2.17
Contamination		71.77		1.56	

A5: ACORN 3H Residual waste week 1- Autumn 2009

Primary cats	Sub-category	ACORN 3H Residual waste			
		Concentration %		kg/hh/week	
Paper and card	Newspaper and magazines	2.43	14.04	0.26	1.52
	Directories and catalogues inc yellow pages	0.03		0.00	
	Junk mail and other recyclable paper	1.86		0.20	
	Paper packaging	0.61		0.07	
	Wall paper, tissues, hand towels, other non recyclable paper	5.56		0.60	
	Liquid cartons	0.40		0.04	
	Cardboard non corrugated	2.77		0.30	
	Cardboard corrugated	0.37		0.04	
Plastic film	Refuse sacks and other plastic film	1.46	5.56	0.16	0.60
	Carrier bags and packaging film	4.10		0.44	
Dense plastic	PET clear and coloured bottles	1.12	9.88	0.12	1.07
	HDPE opaque and coloured bottles	0.55		0.06	
	PVC clear and coloured bottles	0.07		0.01	
	Other rigid plastic packaging	6.14		0.66	
	Polystyrene	0.15		0.02	
	Video tapes/ music tapes	0.00		0.00	
	CDs, DVDs	0.04		0.00	
	Other rigid plastic	1.81		0.20	
Textiles	Other re usable rigid plastic items	0.00	5.49	0.00	0.59
	Re usable clothes	0.92		0.10	
	Other reusable textiles	1.22		0.13	
Misc. combustible	Non reusable	3.35	7.17	0.36	0.78
	Reusable Shoes, belts and bags	1.17		0.13	
	Wood and cork packaging	0.01		0.00	
	Wood and cork non packaging	0.21		0.02	
	Kitchen units	0.00		0.00	
	Reusable furniture	0.00		0.00	
	Non reusable furniture	0.00		0.00	
	Carpet, underlay and carpet floor tiles	0.08		0.01	
	Sanitary waste	0.42		0.05	
	Nappies	4.06		0.44	
Misc. non-combustible	Other combustible	1.23	2.56	0.13	0.28
	Ceramics	0.77		0.08	
	Hardcore	0.00		0.00	
	Other DIY rubble	1.79		0.19	
Glass	Other non-combustible	0.00	5.43	0.00	0.59
	Brown glass containers	0.44		0.05	
	Green glass containers	1.75		0.19	
	Clear glass containers	2.74		0.30	
	Plate glass	0.24		0.03	
	Other reusable glass items list	0.00		0.00	
	Light bulbs	0.05		0.00	
Ferrous metal	Other glass	0.21	3.57	0.02	0.39
	Ferrous food and beverage cans	2.90		0.31	
	Aerosols	0.15		0.02	
	Other packaging	0.09		0.01	
	Re usable ferrous items	0.00		0.00	
Non-ferrous metal	Other ferrous	0.42	0.77	0.05	0.08
	Non-ferrous food and beverage cans	0.20		0.02	
	Aerosols	0.09		0.01	
	Foil	0.49		0.05	
	Other packaging	0.00		0.00	
	Re useable non ferrous items	0.00		0.00	
Putrescibles	Other non-ferrous	0.00	39.68	0.00	4.30
	Raw fruit and vegetable matter	16.48		1.79	
	Cooked or prepared food	15.31		1.66	
	Green garden waste	1.76		0.19	
	Woody garden waste	0.00		0.00	
	Soil	0.22		0.02	
Fines	Other putrescibles	5.91	3.50	0.64	0.38
	Particles <10mm	3.50		0.38	
WEEE	List	1.75	1.75	0.19	0.19
HHW	List	0.60	0.60	0.07	0.07
Total		100.00	100.00	10.83	10.83
Total potentially recyclable		26.79		2.90	

WEEE Kettle, travel alarm clock, ac adaptors, remote, TV aerial, video player, slow cooker, shaver charger, plug

HHW Batteries, condoms, ink cart, paint x 2

A6: ACORN 3H Residual waste week 2- Autumn 2009

		ACORN 3H Residual waste			
Primary cats	Sub-category	Concentration %		kg/hh/week	
Paper and card	Newspaper and magazines	2.92	15.84	0.34	1.82
	Directories and catalogues inc yellow pages	2.76		0.32	
	Junk mail and other recyclable paper	1.91		0.22	
	Paper packaging	0.92		0.11	
	Wall paper, tissues, hand towels, other non recyclable paper	3.06		0.35	
	Liquid cartons	0.38		0.04	
	Cardboard non corrugated	3.50		0.40	
	Cardboard corrugated	0.37		0.04	
	Plastic film	Refuse sacks and other plastic film		1.07	
Carrier bags and packaging film		4.53	0.52		
Dense plastic	PET clear and coloured bottles	0.80	6.76	0.09	0.78
	HDPE opaque and coloured bottles	0.82		0.09	
	PVC clear and coloured bottles	0.00		0.00	
	Other rigid plastic packaging	2.86		0.33	
	Polystyrene	0.44		0.05	
	Video tapes/ music tapes	0.42		0.05	
	CDs, DVDs	0.07		0.01	
	Other rigid plastic	0.97		0.11	
	Other re usable rigid plastic items	0.40		0.05	
Textiles	Re usable clothes	0.64	3.58	0.07	0.41
	Other reusable textiles	0.64		0.07	
	Non reusable	2.30		0.27	
Misc. combustible	Reusable Shoes, belts and bags	1.28	5.45	0.15	0.63
	Wood and cork packaging	0.00		0.00	
	Wood and cork non packaging	1.13		0.13	
	Kitchen units	0.00		0.00	
	Reusable furniture	0.00		0.00	
	Non reusable furniture	0.00		0.00	
	Carpet, underlay and carpet floor tiles	0.20		0.02	
	Sanitary waste	0.11		0.01	
	Nappies	2.00		0.23	
Misc. non-combustible	Other combustible	0.73	0.80	0.08	0.09
	Ceramics	0.80		0.09	
	Hardcore	0.00		0.00	
	Other DIY rubble	0.00		0.00	
Glass	Other non-combustible	0.00	3.72	0.00	0.43
	Brown glass containers	0.19		0.02	
	Green glass containers	1.41		0.16	
	Clear glass containers	1.98		0.23	
	Plate glass	0.00		0.00	
	Other reusable glass items list	0.00		0.00	
	Light bulbs	0.04		0.00	
Other glass	0.10	0.01			
Ferrous metal	Ferrous food and beverage cans	2.55	3.03	0.29	0.35
	Aerosols	0.21		0.02	
	Other packaging	0.00		0.00	
	Re usable ferrous items	0.06		0.01	
	Other ferrous	0.22		0.03	
Non-ferrous metal	Non-ferrous food and beverage cans	0.22	1.15	0.03	0.13
	Aerosols	0.21		0.02	
	Foil	0.60		0.07	
	Other packaging	0.00		0.00	
	Re useable non ferrous items	0.00		0.00	
	Other non-ferrous	0.12		0.01	
Putrescibles	Raw fruit and vegetable matter	20.57	50.65	2.37	5.83
	Cooked or prepared food	18.35		2.11	
	Green garden waste	1.73		0.20	
	Woody garden waste	0.42		0.05	
	Soil	0.00		0.00	
	Other putrescibles	9.58		1.10	
Fines	Particles <10mm	3.42	3.42	0.39	0.39
WEEE	List	0.00	0.00	0.00	0.00
HHW	List	0.04	0.04	0.00	0.00
Total		100.04	100.04	11.52	11.52
Contamination		22.81		2.63	

HHW

Energy saving bulb, batteries

A7: ACORN 3H Garden waste – Autumn 2009

Primary cats	Sub-category	ACORN 3H Garden waste			
		Concentration %		kg/hh/week	
Paper and card	Newspaper and magazines	0.00	0.00	0.00	0.00
	Directories and catalogues inc yellow pages	0.00		0.00	
	Junk mail and other recyclable paper	0.00		0.00	
	Paper packaging	0.00		0.00	
	Wall paper, tissues, hand towels, other non recyclable paper	0.00		0.00	
	Liquid cartons	0.00		0.00	
	Cardboard non corrugated	0.00		0.00	
	Cardboard corrugated	0.00		0.00	
Plastic film	Refuse sacks and other plastic film	0.00	0.00	0.00	0.00
	Carrier bags and packaging film	0.00		0.00	
Dense plastic	PET clear and coloured bottles	0.00	0.00	0.00	0.00
	HDPE opaque and coloured bottles	0.00		0.00	
	PVC clear and coloured bottles	0.00		0.00	
	Other rigid plastic packaging	0.00		0.00	
	Polystyrene	0.00		0.00	
	Video tapes/ music tapes	0.00		0.00	
	CDs, DVDs	0.00		0.00	
	Other rigid plastic	0.00		0.00	
Other re usable rigid plastic items	0.00	0.00			
Textiles	Re usable clothes	0.00	0.00	0.00	0.00
	Other reusable textiles	0.00		0.00	
	Non reusable	0.00		0.00	
Misc. combustible	Reusable Shoes, belts and bags	0.00	0.00	0.00	0.00
	Wood and cork packaging	0.00		0.00	
	Wood and cork non packaging	0.00		0.00	
	Kitchen units	0.00		0.00	
	Reusable furniture	0.00		0.00	
	Non reusable furniture	0.00		0.00	
	Carpet, underlay and carpet floor tiles	0.00		0.00	
	Sanitary waste	0.00		0.00	
	Nappies	0.00		0.00	
Other combustible	0.00	0.00			
Misc. non-combustible	Ceramics	0.00	0.00	0.00	0.00
	Hardcore	0.00		0.00	
	Other DIY rubble	0.00		0.00	
	Other non-combustible	0.00		0.00	
Glass	Brown glass containers	0.00	0.00	0.00	0.00
	Green glass containers	0.00		0.00	
	Clear glass containers	0.00		0.00	
	Plate glass	0.00		0.00	
	Other reusable glass items list	0.00		0.00	
	Light bulbs	0.00		0.00	
	Other glass	0.00		0.00	
Ferrous metal	Ferrous food and beverage cans	0.00	0.00	0.00	0.00
	Aerosols	0.00		0.00	
	Other packaging	0.00		0.00	
	Re usable ferrous items	0.00		0.00	
	Other ferrous	0.00		0.00	
Non-ferrous metal	Non-ferrous food and beverage cans	0.00	0.00	0.00	0.00
	Aerosols	0.00		0.00	
	Foil	0.00		0.00	
	Other packaging	0.00		0.00	
	Re useable non ferrous items	0.00		0.00	
	Other non-ferrous	0.00		0.00	
Putrescibles	Raw fruit and vegetable matter	0.00	100.00	0.00	1.15
	Cooked or prepared food	0.00		0.00	
	Green garden waste	90.46		1.04	
	Woody garden waste	9.54		0.11	
	Soil	0.00		0.00	
	Other putrescibles	0.00		0.00	
Fines	Particles <10mm	0.00	0.00	0.00	0.00
WEEE	List	0.00	0.00	0.00	0.00
HHW	List	0.00	0.00	0.00	0.00
Total		100.00	100.00	1.15	1.15
Contamination		100.00		0.00	

A8: ACORN 3H Paper and card recycling – Autumn 2009

Primary cats	Sub-category	ACORN 3H Paper and Card recycling			
		Concentration %		kg/hh/week	
Paper and card	Newspaper and magazines	55.64	93.96	1.42	2.40
	Directories and catalogues inc yellow pages	6.51		0.17	
	Junk mail and other recyclable paper	7.67		0.20	
	Paper packaging	0.71		0.02	
	Wall paper, tissues, hand towels, other non recyclable paper	0.78		0.02	
	Liquid cartons	0.26		0.01	
	Cardboard non corrugated	10.62		0.27	
	Cardboard corrugated	11.76		0.30	
Plastic film	Refuse sacks and other plastic film	0.12	0.35	0.00	0.01
	Carrier bags and packaging film	0.23		0.01	
Dense plastic	PET clear and coloured bottles	0.00	0.21	0.00	0.01
	HDPE opaque and coloured bottles	0.00		0.00	
	PVC clear and coloured bottles	0.00		0.00	
	Other rigid plastic packaging	0.13		0.00	
	Polystyrene	0.09		0.00	
	Video tapes/ music tapes	0.00		0.00	
	CDs, DVDs	0.00		0.00	
	Other rigid plastic	0.00		0.00	
	Other re usable rigid plastic items	0.00		0.00	
Textiles	Re usable clothes	0.00	0.00	0.00	0.00
	Other reusable textiles	0.00		0.00	
	Non reusable	0.00		0.00	
Misc. combustible	Reusable Shoes, belts and bags	0.00	4.23	0.00	0.11
	Wood and cork packaging	0.00		0.00	
	Wood and cork non packaging	4.23		0.11	
	Kitchen units	0.00		0.00	
	Reusable furniture	0.00		0.00	
	Non reusable furniture	0.00		0.00	
	Carpet, underlay and carpet floor tiles	0.00		0.00	
	Sanitary waste	0.00		0.00	
	Nappies	0.00		0.00	
	Other combustible	0.00		0.00	
Misc. non-combustible	Ceramics	0.00	0.00	0.00	0.00
	Hardcore	0.00		0.00	
	Other DIY rubble	0.00		0.00	
	Other non-combustible	0.00		0.00	
Glass	Brown glass containers	0.00	0.00	0.00	0.00
	Green glass containers	0.00		0.00	
	Clear glass containers	0.00		0.00	
	Plate glass	0.00		0.00	
	Other reusable glass items list	0.00		0.00	
	Light bulbs	0.00		0.00	
	Other glass	0.00		0.00	
Ferrous metal	Ferrous food and beverage cans	0.00	0.80	0.00	0.02
	Aerosols	0.00		0.00	
	Other packaging	0.00		0.00	
	Re usable ferrous items	0.00		0.00	
	Other ferrous	0.80		0.02	
Non-ferrous metal	Non-ferrous food and beverage cans	0.01	0.01	0.00	0.00
	Aerosols	0.00		0.00	
	Foil	0.00		0.00	
	Other packaging	0.00		0.00	
	Re useable non ferrous items	0.00		0.00	
	Other non-ferrous	0.00		0.00	
Putrescibles	Raw fruit and vegetable matter	0.00	0.14	0.00	0.00
	Cooked or prepared food	0.14		0.00	
	Green garden waste	0.00		0.00	
	Woody garden waste	0.00		0.00	
	Soil	0.00		0.00	
	Other putrescibles	0.00		0.00	
Fines	Particles <10mm	0.29	0.29	0.01	0.01
WEEE	List	0.00	0.00	0.00	0.00
HHW	List	0.00	0.00	0.00	0.00
Total		100.00	100.00	2.55	2.55
Contamination		7.08		0.18	

A9: ACORN 3H Glass recycling – Autumn 2009

Primary cats	Sub-category	ACORN 3H Glass recycling			
		Concentration %	kg/hh/week		
Paper and card	Newspaper and magazines	0.00	0.00	0.00	0.00
	Directories and catalogues inc yellow pages	0.00		0.00	
	Junk mail and other recyclable paper	0.00		0.00	
	Paper packaging	0.00		0.00	
	Wall paper, tissues, hand towels, other non recyclable paper	0.00		0.00	
	Liquid cartons	0.00		0.00	
	Cardboard non corrugated	0.00		0.00	
	Cardboard corrugated	0.00		0.00	
Plastic film	Refuse sacks and other plastic film	0.00	0.00	0.00	0.00
	Carrier bags and packaging film	0.00		0.00	
Dense plastic	PET clear and coloured bottles	0.00	0.00	0.00	0.00
	HDPE opaque and coloured bottles	0.00		0.00	
	PVC clear and coloured bottles	0.00		0.00	
	Other rigid plastic packaging	0.00		0.00	
	Polystyrene	0.00		0.00	
	Video tapes/ music tapes	0.00		0.00	
	CDs, DVDs	0.00		0.00	
	Other rigid plastic	0.00		0.00	
	Other re usable rigid plastic items	0.00		0.00	
Textiles	Re usable clothes	0.00	0.00	0.00	0.00
	Other reusable textiles	0.00		0.00	
	Non reusable	0.00		0.00	
Misc. combustible	Reusable Shoes, belts and bags	0.00	0.00	0.00	0.00
	Wood and cork packaging	0.00		0.00	
	Wood and cork non packaging	0.00		0.00	
	Kitchen units	0.00		0.00	
	Reusable furniture	0.00		0.00	
	Non reusable furniture	0.00		0.00	
	Carpet, underlay and carpet floor tiles	0.00		0.00	
	Sanitary waste	0.00		0.00	
	Nappies	0.00		0.00	
	Other combustible	0.00		0.00	
Misc. non-combustible	Ceramics	0.00	0.00	0.00	0.00
	Hardcore	0.00		0.00	
	Other DIY rubble	0.00		0.00	
	Other non-combustible	0.00		0.00	
Glass	Brown glass containers	9.28	99.88	0.05	0.55
	Green glass containers	25.34		0.14	
	Clear glass containers	65.26		0.36	
	Plate glass	0.00		0.00	
	Other reusable glass items list	0.00		0.00	
	Light bulbs	0.00		0.00	
	Other glass	0.00		0.00	
Ferrous metal	Ferrous food and beverage cans	0.00	0.12	0.00	0.00
	Aerosols	0.00		0.00	
	Other packaging	0.12		0.00	
	Re usable ferrous items	0.00		0.00	
	Other ferrous	0.00		0.00	
Non-ferrous metal	Non-ferrous food and beverage cans	0.00	0.00	0.00	0.00
	Aerosols	0.00		0.00	
	Foil	0.00		0.00	
	Other packaging	0.00		0.00	
	Re useable non ferrous items	0.00		0.00	
	Other non-ferrous	0.00		0.00	
Putrescibles	Raw fruit and vegetable matter	0.00	0.00	0.00	0.00
	Cooked or prepared food	0.00		0.00	
	Green garden waste	0.00		0.00	
	Woody garden waste	0.00		0.00	
	Soil	0.00		0.00	
	Other putrescibles	0.00		0.00	
Fines	Particles <10mm	0.00	0.00	0.00	0.00
WEEE	List	0.00	0.00	0.00	0.00
HHW	List	0.00	0.00	0.00	0.00
Total		100.00	100.00	0.55	0.55
Contamination		0.12		0.00	

A10: ACORN 1 Plastic and cans recycling – Autumn 2009

Primary cats	Sub-category	ACORN 3H Plastic and Cans recycling			
		Concentration %	kg/hh/week		
Paper and card	Newspaper and magazines	2.65	3.12	0.03	0.03
	Directories and catalogues inc yellow pages	0.00		0.00	
	Junk mail and other recyclable paper	0.01		0.00	
	Paper packaging	0.00		0.00	
	Wall paper, tissues, hand towels, other non recyclable paper	0.00		0.00	
	Liquid cartons	0.02		0.00	
	Cardboard non corrugated	0.22		0.00	
	Cardboard corrugated	0.21		0.00	
Plastic film	Refuse sacks and other plastic film	0.11	0.20	0.00	0.00
	Carrier bags and packaging film	0.10		0.00	
Dense plastic	PET clear and coloured bottles	8.97	20.57	0.09	0.21
	HDPE opaque and coloured bottles	7.89		0.08	
	PVC clear and coloured bottles	0.28		0.00	
	Other rigid plastic packaging	3.43		0.04	
	Polystyrene	0.00		0.00	
	Video tapes/ music tapes	0.00		0.00	
	CDs, DVDs	0.00		0.00	
	Other rigid plastic	0.00		0.00	
Other re usable rigid plastic items	0.00	0.00			
Textiles	Re usable clothes	0.00	0.09	0.00	0.00
	Other reusable textiles	0.00		0.00	
	Non reusable	0.09		0.00	
Misc. combustible	Reusable Shoes, belts and bags	0.00	0.13	0.00	0.00
	Wood and cork packaging	0.00		0.00	
	Wood and cork non packaging	0.00		0.00	
	Kitchen units	0.00		0.00	
	Reusable furniture	0.00		0.00	
	Non reusable furniture	0.00		0.00	
	Carpet, underlay and carpet floor tiles	0.00		0.00	
	Sanitary waste	0.00		0.00	
	Nappies	0.00		0.00	
Other combustible	0.13	0.00			
Misc. non-combustible	Ceramics	0.00	0.00	0.00	0.00
	Hardcore	0.00		0.00	
	Other DIY rubble	0.00		0.00	
	Other non-combustible	0.00		0.00	
Glass	Brown glass containers	1.67	57.31	0.02	0.60
	Green glass containers	22.53		0.24	
	Clear glass containers	32.74		0.34	
	Plate glass	0.00		0.00	
	Other reusable glass items list	0.00		0.00	
	Light bulbs	0.00		0.00	
	Other glass	0.37		0.00	
Ferrous metal	Ferrous food and beverage cans	12.76	14.41	0.13	0.15
	Aerosols	0.17		0.00	
	Other packaging	0.50		0.01	
	Re usable ferrous items	0.98		0.01	
	Other ferrous	0.00		0.00	
Non-ferrous metal	Non-ferrous food and beverage cans	2.81	2.89	0.03	0.03
	Aerosols	0.06		0.00	
	Foil	0.01		0.00	
	Other packaging	0.00		0.00	
	Re useable non ferrous items	0.00		0.00	
	Other non-ferrous	0.00		0.00	
Putrescibles	Raw fruit and vegetable matter	0.00	1.28	0.00	0.01
	Cooked or prepared food	0.00		0.00	
	Green garden waste	0.00		0.00	
	Woody garden waste	0.00		0.00	
	Soil	0.00		0.00	
	Other putrescibles	1.28		0.01	
Fines	Particles <10mm	0.00	0.00	0.00	0.00
WEEE	List	0.00	0.00	0.00	0.00
HHW	List	0.00	0.00	0.00	0.00
Total		100.00	100.00	1.04	1.04
Contamination			63.11	0.66	

A11: ACORN 3I Residual waste – Autumn 2009

Primary cats	Sub-category	ACORN 3I Residual waste			
		Concentration %	kg/hh/week		
Paper and card	Newspaper and magazines	1.59	14.01	0.08	0.75
	Directories and catalogues inc yellow pages	0.08		0.00	
	Junk mail and other recyclable paper	3.06		0.16	
	Paper packaging	1.11		0.06	
	Wall paper, tissues, hand towels, other non recyclable paper	5.08		0.27	
	Liquid cartons	0.51		0.03	
	Cardboard non corrugated	2.31		0.12	
	Cardboard corrugated	0.27		0.01	
	Plastic film	Refuse sacks and other plastic film		0.74	
Carrier bags and packaging film		5.62	0.30		
Dense plastic	PET clear and coloured bottles	0.24	7.07	0.01	0.38
	HDPE opaque and coloured bottles	0.24		0.01	
	PVC clear and coloured bottles	0.02		0.00	
	Other rigid plastic packaging	4.43		0.24	
	Polystyrene	0.37		0.02	
	Video tapes/ music tapes	0.74		0.04	
	CDs, DVDs	0.01		0.00	
	Other rigid plastic	0.44		0.02	
	Other re usable rigid plastic items	0.58		0.03	
Textiles	Re usable clothes	0.62	1.45	0.03	0.08
	Other reusable textiles	0.00		0.00	
	Non reusable	0.83		0.04	
Misc. combustible	Reusable Shoes, belts and bags	1.03	5.85	0.05	0.31
	Wood and cork packaging	0.82		0.04	
	Wood and cork non packaging	0.08		0.00	
	Kitchen units	0.00		0.00	
	Reusable furniture	0.00		0.00	
	Non reusable furniture	0.00		0.00	
	Carpet, underlay and carpet floor tiles	2.15		0.11	
	Sanitary waste	0.52		0.03	
	Nappies	0.34		0.02	
Misc. non-combustible	Other combustible	0.91	1.63	0.05	0.09
	Ceramics	1.63		0.09	
	Hardcore	0.00		0.00	
	Other DIY rubble	0.00		0.00	
Glass	Other non-combustible	0.00	1.13	0.00	0.06
	Brown glass containers	0.14		0.01	
	Green glass containers	0.05		0.00	
	Clear glass containers	0.52		0.03	
	Plate glass	0.00		0.00	
	Other reusable glass items list	0.00		0.00	
	Light bulbs	0.07		0.00	
Other glass	0.36	0.02			
Ferrous metal	Ferrous food and beverage cans	0.78	1.24	0.04	0.07
	Aerosols	0.19		0.01	
	Other packaging	0.08		0.00	
	Re usable ferrous items	0.00		0.00	
	Other ferrous	0.19		0.01	
Non-ferrous metal	Non-ferrous food and beverage cans	0.07	0.91	0.00	0.05
	Aerosols	0.10		0.01	
	Foil	0.70		0.04	
	Other packaging	0.00		0.00	
	Re useable non ferrous items	0.03		0.00	
	Other non-ferrous	0.00		0.00	
Putrescibles	Raw fruit and vegetable matter	27.27	56.52	1.45	3.01
	Cooked or prepared food	24.79		1.32	
	Green garden waste	0.06		0.00	
	Woody garden waste	0.00		0.00	
	Soil	0.51		0.03	
	Other putrescibles	3.89		0.21	
Fines	Particles <10mm	3.02	3.02	0.16	0.16
WEEE	List	0.73	0.73	0.04	0.04
HHW	List	0.08	0.08	0.00	0.00
Total		100.00	100.00	5.33	5.33
Total potentially recyclable		15.84		0.84	

WEEE
HHW

camera, remote, hand fan, toy, remote control car, shredder
ink cartridge, batteries

A12: ACORN 3I Garden waste – Autumn 2009

Primary cats	Sub-category	ACORN 3I Garden Waste			
		Concentration %	kg/hh/week		
Paper and card	Newspaper and magazines	0.00	0.00	0.00	0.00
	Directories and catalogues inc yellow pages	0.00		0.00	
	Junk mail and other recyclable paper	0.00		0.00	
	Paper packaging	0.00		0.00	
	Wall paper, tissues, hand towels, other non recyclable paper	0.00		0.00	
	Liquid cartons	0.00		0.00	
	Cardboard non corrugated	0.00		0.00	
	Cardboard corrugated	0.00		0.00	
Plastic film	Refuse sacks and other plastic film	0.00	0.00	0.00	0.00
	Carrier bags and packaging film	0.00		0.00	
Dense plastic	PET clear and coloured bottles	0.00	0.00	0.00	0.00
	HDPE opaque and coloured bottles	0.00		0.00	
	PVC clear and coloured bottles	0.00		0.00	
	Other rigid plastic packaging	0.00		0.00	
	Polystyrene	0.00		0.00	
	Video tapes/ music tapes	0.00		0.00	
	CDs, DVDs	0.00		0.00	
	Other rigid plastic	0.00		0.00	
Other re usable rigid plastic items	0.00	0.00			
Textiles	Re usable clothes	0.00	0.00	0.00	0.00
	Other reusable textiles	0.00		0.00	
	Non reusable	0.00		0.00	
Misc. combustible	Reusable Shoes, belts and bags	0.00	0.00	0.00	0.00
	Wood and cork packaging	0.00		0.00	
	Wood and cork non packaging	0.00		0.00	
	Kitchen units	0.00		0.00	
	Reusable furniture	0.00		0.00	
	Non reusable furniture	0.00		0.00	
	Carpet, underlay and carpet floor tiles	0.00		0.00	
	Sanitary waste	0.00		0.00	
	Nappies	0.00		0.00	
Other combustible	0.00	0.00			
Misc. non-combustible	Ceramics	0.00	0.00	0.00	0.00
	Hardcore	0.00		0.00	
	Other DIY rubble	0.00		0.00	
	Other non-combustible	0.00		0.00	
Glass	Brown glass containers	0.00	0.00	0.00	0.00
	Green glass containers	0.00		0.00	
	Clear glass containers	0.00		0.00	
	Plate glass	0.00		0.00	
	Other reusable glass items list	0.00		0.00	
	Light bulbs	0.00		0.00	
	Other glass	0.00		0.00	
Ferrous metal	Ferrous food and beverage cans	0.00	0.00	0.00	0.00
	Aerosols	0.00		0.00	
	Other packaging	0.00		0.00	
	Re useable ferrous items	0.00		0.00	
	Other ferrous	0.00		0.00	
Non-ferrous metal	Non-ferrous food and beverage cans	0.00	0.00	0.00	0.00
	Aerosols	0.00		0.00	
	Foil	0.00		0.00	
	Other packaging	0.00		0.00	
	Re useable non ferrous items	0.00		0.00	
	Other non-ferrous	0.00		0.00	
Putrescibles	Raw fruit and vegetable matter	1.15	100.00	0.03	2.70
	Cooked or prepared food	0.00		0.00	
	Green garden waste	89.35		2.41	
	Woody garden waste	4.09		0.11	
	Soil	5.40		0.15	
	Other putrescibles	0.00		0.00	
Fines	Particles <10mm	0.00	0.00	0.00	0.00
WEEE	List	0.00	0.00	0.00	0.00
HHW	List	0.00	0.00	0.00	0.00
Total		100.00	100.00	2.70	2.70
Contamination			1.15	0.03	

A13: ACORN 3I Paper and card recycling week 1- Autumn 2009

Primary cats	Sub-category	ACORN 3I Paper and Card recycling			
		Concentration %	kg/hh/week		
Paper and card	Newspaper and magazines	67.17	99.52	0.86	1.27
	Directories and catalogues inc yellow pages	8.03		0.10	
	Junk mail and other recyclable paper	8.55		0.11	
	Paper packaging	0.74		0.01	
	Wall paper, tissues, hand towels, other non recyclable paper	0.11		0.00	
	Liquid cartons	0.28		0.00	
	Cardboard non corrugated	9.45		0.12	
	Cardboard corrugated	5.18		0.07	
Plastic film	Refuse sacks and other plastic film	0.00	0.02	0.00	0.00
	Carrier bags and packaging film	0.02		0.00	
Dense plastic	PET clear and coloured bottles	0.04	0.13	0.00	0.00
	HDPE opaque and coloured bottles	0.00		0.00	
	PVC clear and coloured bottles	0.00		0.00	
	Other rigid plastic packaging	0.09		0.00	
	Polystyrene	0.00		0.00	
	Video tapes/ music tapes	0.00		0.00	
	CDs, DVDs	0.00		0.00	
	Other rigid plastic	0.00		0.00	
Other re usable rigid plastic items	0.00	0.00			
Textiles	Re usable clothes	0.00	0.00	0.00	0.00
	Other reusable textiles	0.00		0.00	
	Non reusable	0.00		0.00	
Misc. combustible	Reusable Shoes, belts and bags	0.00	0.00	0.00	0.00
	Wood and cork packaging	0.00		0.00	
	Wood and cork non packaging	0.00		0.00	
	Kitchen units	0.00		0.00	
	Reusable furniture	0.00		0.00	
	Non reusable furniture	0.00		0.00	
	Carpet, underlay and carpet floor tiles	0.00		0.00	
	Sanitary waste	0.00		0.00	
	Nappies	0.00		0.00	
Other combustible	0.00	0.00			
Misc. non-combustible	Ceramics	0.00	0.00	0.00	0.00
	Hardcore	0.00		0.00	
	Other DIY rubble	0.00		0.00	
	Other non-combustible	0.00		0.00	
Glass	Brown glass containers	0.00	0.00	0.00	0.00
	Green glass containers	0.00		0.00	
	Clear glass containers	0.00		0.00	
	Plate glass	0.00		0.00	
	Other reusable glass items list	0.00		0.00	
	Light bulbs	0.00		0.00	
	Other glass	0.00		0.00	
Ferrous metal	Ferrous food and beverage cans	0.11	0.11	0.00	0.00
	Aerosols	0.00		0.00	
	Other packaging	0.00		0.00	
	Re usable ferrous items	0.00		0.00	
	Other ferrous	0.00		0.00	
Non-ferrous metal	Non-ferrous food and beverage cans	0.07	0.22	0.00	0.00
	Aerosols	0.00		0.00	
	Foil	0.15		0.00	
	Other packaging	0.00		0.00	
	Re useable non ferrous items	0.00		0.00	
	Other non-ferrous	0.00		0.00	
Putrescibles	Raw fruit and vegetable matter	0.00	0.00	0.00	0.00
	Cooked or prepared food	0.00		0.00	
	Green garden waste	0.00		0.00	
	Woody garden waste	0.00		0.00	
	Soil	0.00		0.00	
	Other putrescibles	0.00		0.00	
Fines	Particles <10mm	0.00	0.00	0.00	0.00
WEEE	List	0.00	0.00	0.00	0.00
HHW	List	0.00	0.00	0.00	0.00
Total		100.00	100.00	1.28	1.28
Contamination			0.87	0.01	

A14: ACORN 3I Paper and card recycling week 2- Autumn 2009

Primary cats	Sub-category	ACORN 3I Paper and Card recycling			
		Concentration %	kg/hh/week		
Paper and card	Newspaper and magazines	61.32	99.75	1.83	2.98
	Directories and catalogues inc yellow pages	10.43		0.31	
	Junk mail and other recyclable paper	7.14		0.21	
	Paper packaging	0.22		0.01	
	Wall paper, tissues, hand towels, other non recyclable paper	0.47		0.01	
	Liquid cartons	0.40		0.01	
	Cardboard non corrugated	9.68		0.29	
	Cardboard corrugated	10.08		0.30	
Plastic film	Refuse sacks and other plastic film	0.00	0.02	0.00	0.00
	Carrier bags and packaging film	0.02		0.00	
Dense plastic	PET clear and coloured bottles	0.00	0.08	0.00	0.00
	HDPE opaque and coloured bottles	0.06		0.00	
	PVC clear and coloured bottles	0.00		0.00	
	Other rigid plastic packaging	0.01		0.00	
	Polystyrene	0.00		0.00	
	Video tapes/ music tapes	0.00		0.00	
	CDs, DVDs	0.00		0.00	
	Other rigid plastic	0.02		0.00	
Other re usable rigid plastic items	0.00	0.00			
Textiles	Re usable clothes	0.00	0.00	0.00	0.00
	Other reusable textiles	0.00		0.00	
	Non reusable	0.00		0.00	
Misc. combustible	Reusable Shoes, belts and bags	0.00	0.00	0.00	0.00
	Wood and cork packaging	0.00		0.00	
	Wood and cork non packaging	0.00		0.00	
	Kitchen units	0.00		0.00	
	Reusable furniture	0.00		0.00	
	Non reusable furniture	0.00		0.00	
	Carpet, underlay and carpet floor tiles	0.00		0.00	
	Sanitary waste	0.00		0.00	
	Nappies	0.00		0.00	
Other combustible	0.00	0.00			
Misc. non-combustible	Ceramics	0.00	0.00	0.00	0.00
	Hardcore	0.00		0.00	
	Other DIY rubble	0.00		0.00	
	Other non-combustible	0.00		0.00	
Glass	Brown glass containers	0.00	0.00	0.00	0.00
	Green glass containers	0.00		0.00	
	Clear glass containers	0.00		0.00	
	Plate glass	0.00		0.00	
	Other reusable glass items list	0.00		0.00	
	Light bulbs	0.00		0.00	
	Other glass	0.00		0.00	
Ferrous metal	Ferrous food and beverage cans	0.00	0.15	0.00	0.00
	Aerosols	0.15		0.00	
	Other packaging	0.00		0.00	
	Re usable ferrous items	0.00		0.00	
	Other ferrous	0.00		0.00	
Non-ferrous metal	Non-ferrous food and beverage cans	0.00	0.00	0.00	0.00
	Aerosols	0.00		0.00	
	Foil	0.00		0.00	
	Other packaging	0.00		0.00	
	Re useable non ferrous items	0.00		0.00	
	Other non-ferrous	0.00		0.00	
Putrescibles	Raw fruit and vegetable matter	0.00	0.00	0.00	0.00
	Cooked or prepared food	0.00		0.00	
	Green garden waste	0.00		0.00	
	Woody garden waste	0.00		0.00	
	Soil	0.00		0.00	
	Other putrescibles	0.00		0.00	
Fines	Particles <10mm	0.00	0.00	0.00	0.00
WEEE	List	0.00	0.00	0.00	0.00
HHW	List	0.00	0.00	0.00	0.00
Total		100.00	100.00	2.99	2.99
Contamination			1.13	0.03	

A15: ACORN 3I Plastic bottles, cans and glass recycling week 1 – Autumn 2009

		ACORN 3I Plastic, Cans and Glass recycling			
Primary cats	Sub-category	Concentration %		kg/hh/week	
Paper and card	Newspaper and magazines	0.00	0.86	0.00	0.00
	Directories and catalogues inc yellow pages	0.00		0.00	
	Junk mail and other recyclable paper	0.15		0.00	
	Paper packaging	0.00		0.00	
	Wall paper, tissues, hand towels, other non recyclable paper	0.20		0.00	
	Liquid cartons	0.40		0.00	
	Cardboard non corrugated	0.10		0.00	
	Cardboard corrugated	0.00		0.00	
Plastic film	Refuse sacks and other plastic film	0.00	0.05	0.00	0.00
	Carrier bags and packaging film	0.05		0.00	
Dense plastic	PET clear and coloured bottles	12.51	25.43	0.07	0.14
	HDPE opaque and coloured bottles	10.95		0.06	
	PVC clear and coloured bottles	0.50		0.00	
	Other rigid plastic packaging	1.46		0.01	
	Polystyrene	0.00		0.00	
	Video tapes/ music tapes	0.00		0.00	
	CDs, DVDs	0.00		0.00	
	Other rigid plastic	0.00		0.00	
	Other re usable rigid plastic items	0.00		0.00	
Textiles	Re usable clothes	0.00	0.00	0.00	0.00
	Other reusable textiles	0.00		0.00	
	Non reusable	0.00		0.00	
Misc. combustible	Reusable Shoes, belts and bags	0.00	0.00	0.00	0.00
	Wood and cork packaging	0.00		0.00	
	Wood and cork non packaging	0.00		0.00	
	Kitchen units	0.00		0.00	
	Reusable furniture	0.00		0.00	
	Non reusable furniture	0.00		0.00	
	Carpet, underlay and carpet floor tiles	0.00		0.00	
	Sanitary waste	0.00		0.00	
	Nappies	0.00		0.00	
	Other combustible	0.00		0.00	
Misc. non-combustible	Ceramics	0.00	0.10	0.00	0.00
	Hardcore	0.00		0.00	
	Other DIY rubble	0.00		0.00	
	Other non-combustible	0.10		0.00	
Glass	Brown glass containers	0.00	49.75	0.00	0.27
	Green glass containers	7.67		0.04	
	Clear glass containers	42.08		0.23	
	Plate glass	0.00		0.00	
	Other reusable glass items list	0.00		0.00	
	Light bulbs	0.00		0.00	
	Other glass	0.00		0.00	
Ferrous metal	Ferrous food and beverage cans	20.43	21.29	0.11	0.12
	Aerosols	0.86		0.00	
	Other packaging	0.00		0.00	
	Re usable ferrous items	0.00		0.00	
	Other ferrous	0.00		0.00	
Non-ferrous metal	Non-ferrous food and beverage cans	2.02	2.17	0.01	0.01
	Aerosols	0.10		0.00	
	Foil	0.05		0.00	
	Other packaging	0.00		0.00	
	Re useable non ferrous items	0.00		0.00	
	Other non-ferrous	0.00		0.00	
Putrescibles	Raw fruit and vegetable matter	0.00	0.35	0.00	0.00
	Cooked or prepared food	0.35		0.00	
	Green garden waste	0.00		0.00	
	Woody garden waste	0.00		0.00	
	Soil	0.00		0.00	
	Other putrescibles	0.00		0.00	
Fines	Particles <10mm	0.00	0.00	0.00	0.00
WEEE	List	0.00	0.00	0.00	0.00
HHW	List	0.00	0.00	0.00	0.00
Total		100.00	100.00	0.55	0.55
Contamination			1.36	0.01	

A16: ACORN 3I Plastic bottles, cans and glass recycling week 2- Autumn 2009

		ACORN 3I Plastic, Cans and Glass recycling			
Primary cats	Sub-category	Concentration %		kg/hh/week	
Paper and card	Newspaper and magazines	0.18	0.23	0.00	0.00
	Directories and catalogues inc yellow pages	0.00		0.00	
	Junk mail and other recyclable paper	0.00		0.00	
	Paper packaging	0.00		0.00	
	Wall paper, tissues, hand towels, other non recyclable paper	0.00		0.00	
	Liquid cartons	0.05		0.00	
	Cardboard non corrugated	0.00		0.00	
	Cardboard corrugated	0.00		0.00	
Plastic film	Refuse sacks and other plastic film	0.00	4.33	0.00	0.05
	Carrier bags and packaging film	4.33		0.05	
Dense plastic	PET clear and coloured bottles	9.11	26.58	0.11	0.32
	HDPE opaque and coloured bottles	8.59		0.10	
	PVC clear and coloured bottles	0.48		0.01	
	Other rigid plastic packaging	7.37		0.09	
	Polystyrene	0.00		0.00	
	Video tapes/ music tapes	0.00		0.00	
	CDs, DVDs	0.55		0.01	
	Other rigid plastic	0.16		0.00	
	Other re usable rigid plastic items	0.32		0.00	
Textiles	Re usable clothes	0.00	0.00	0.00	0.00
	Other reusable textiles	0.00		0.00	
	Non reusable	0.00		0.00	
Misc. combustible	Reusable Shoes, belts and bags	0.00	0.00	0.00	0.00
	Wood and cork packaging	0.00		0.00	
	Wood and cork non packaging	0.00		0.00	
	Kitchen units	0.00		0.00	
	Reusable furniture	0.00		0.00	
	Non reusable furniture	0.00		0.00	
	Carpet, underlay and carpet floor tiles	0.00		0.00	
	Sanitary waste	0.00		0.00	
	Nappies	0.00		0.00	
	Other combustible	0.00		0.00	
Misc. non-combustible	Ceramics	0.00	0.00	0.00	0.00
	Hardcore	0.00		0.00	
	Other DIY rubble	0.00		0.00	
	Other non-combustible	0.00		0.00	
Glass	Brown glass containers	7.17	54.95	0.09	0.67
	Green glass containers	20.05		0.24	
	Clear glass containers	27.17		0.33	
	Plate glass	0.00		0.00	
	Other reusable glass items list	0.00		0.00	
	Light bulbs	0.00		0.00	
	Other glass	0.55		0.01	
Ferrous metal	Ferrous food and beverage cans	8.54	11.01	0.10	0.13
	Aerosols	2.34		0.03	
	Other packaging	0.14		0.00	
	Re usable ferrous items	0.00		0.00	
	Other ferrous	0.00		0.00	
Non-ferrous metal	Non-ferrous food and beverage cans	2.45	2.91	0.03	0.04
	Aerosols	0.00		0.00	
	Foil	0.46		0.01	
	Other packaging	0.00		0.00	
	Re useable non ferrous items	0.00		0.00	
	Other non-ferrous	0.00		0.00	
Putrescibles	Raw fruit and vegetable matter	0.00	0.00	0.00	0.00
	Cooked or prepared food	0.00		0.00	
	Green garden waste	0.00		0.00	
	Woody garden waste	0.00		0.00	
	Soil	0.00		0.00	
	Other putrescibles	0.00		0.00	
Fines	Particles <10mm	0.00	0.00	0.00	0.00
WEEE	List	0.00	0.00	0.00	0.00
HHW	List	0.00	0.00	0.00	0.00
Total		100.00	100.00	1.21	1.21
Contamination			6.14	0.07	

Other reusable glass Drinks glasses

A17: ACORN 4 Residual waste – Autumn 2009

Primary cats	Sub-category	ACORN 4 Residual waste			
		Concentration %		kg/hh/week	
Paper and card	Newspaper and magazines	2.91	13.18	0.23	1.04
	Directories and catalogues inc yellow pages	0.73		0.06	
	Junk mail and other recyclable paper	1.92		0.15	
	Paper packaging	0.82		0.06	
	Wall paper, tissues, hand towels, other non recyclable paper	2.34		0.18	
	Liquid cartons	0.34		0.03	
	Cardboard non corrugated	2.93		0.23	
	Cardboard corrugated	1.19		0.09	
Plastic film	Refuse sacks and other plastic film	1.84	6.33	0.14	0.50
	Carrier bags and packaging film	4.49		0.35	
Dense plastic	PET clear and coloured bottles	0.60	6.74	0.05	0.53
	HDPE opaque and coloured bottles	0.50		0.04	
	PVC clear and coloured bottles	0.00		0.00	
	Other rigid plastic packaging	4.30		0.34	
	Polystyrene	0.22		0.02	
	Video tapes/ music tapes	0.06		0.00	
	CDs, DVDs	0.20		0.02	
	Other rigid plastic	0.79		0.06	
Textiles	Other re usable rigid plastic items	0.08	1.36	0.01	0.11
	Re usable clothes	0.13		0.01	
	Other reusable textiles	0.00		0.00	
Misc. combustible	Non reusable	1.23	8.61	0.10	0.68
	Reusable Shoes, belts and bags	1.30		0.10	
	Wood and cork packaging	0.01		0.00	
	Wood and cork non packaging	0.70		0.05	
	Kitchen units	0.00		0.00	
	Reusable furniture	0.00		0.00	
	Non reusable furniture	0.00		0.00	
	Carpet, underlay and carpet floor tiles	0.63		0.05	
	Sanitary waste	0.75		0.06	
	Nappies	4.81		0.38	
Misc. non-combustible	Other combustible	0.42	0.49	0.03	0.04
	Ceramics	0.28		0.02	
	Hardcore	0.00		0.00	
	Other DIY rubble	0.00		0.00	
Glass	Other non-combustible	0.22	9.26	0.02	0.73
	Brown glass containers	0.11		0.01	
	Green glass containers	1.52		0.12	
	Clear glass containers	7.08		0.56	
	Plate glass	0.05		0.00	
	Other reusable glass items list	0.00		0.00	
	Light bulbs	0.01		0.00	
Other glass	0.48	0.04			
Ferrous metal	Ferrous food and beverage cans	1.12	1.87	0.09	0.15
	Aerosols	0.27		0.02	
	Other packaging	0.09		0.01	
	Re usable ferrous items	0.23		0.02	
	Other ferrous	0.16		0.01	
Non-ferrous metal	Non-ferrous food and beverage cans	0.51	1.32	0.04	0.10
	Aerosols	0.13		0.01	
	Foil	0.66		0.05	
	Other packaging	0.01		0.00	
	Re useable non ferrous items	0.00		0.00	
	Other non-ferrous	0.01		0.00	
Putrescibles	Raw fruit and vegetable matter	15.28	48.88	1.20	3.84
	Cooked or prepared food	18.53		1.46	
	Green garden waste	1.25		0.10	
	Woody garden waste	0.00		0.00	
	Soil	0.00		0.00	
	Other putrescibles	13.82		1.09	
Fines	Particles <10mm	1.46	1.46	0.11	0.11
WEEE	List	0.43	0.43	0.03	0.03
HHW	List	0.07	0.07	0.01	0.01
Total		100.00	100.00	7.86	7.86
Total potentially recyclable		19.93		1.57	

HHW Batteries
WEEE Lamps x 2, mouse x 2, toy, remote, camera, charger

A18: ACORN 4 Garden waste – Autumn 2009

Primary cats	Sub-category	ACORN 4 Garden waste			
		Concentration %		kg/hh/week	
Paper and card	Newspaper and magazines	0.00	0.00	0.00	0.00
	Directories and catalogues inc yellow pages	0.00		0.00	
	Junk mail and other recyclable paper	0.00		0.00	
	Paper packaging	0.00		0.00	
	Wall paper, tissues, hand towels, other non recyclable paper	0.00		0.00	
	Liquid cartons	0.00		0.00	
	Cardboard non corrugated	0.00		0.00	
	Cardboard corrugated	0.00		0.00	
Plastic film	Refuse sacks and other plastic film	0.00	0.00	0.00	0.00
	Carrier bags and packaging film	0.00		0.00	
Dense plastic	PET clear and coloured bottles	0.00	0.00	0.00	0.00
	HDPE opaque and coloured bottles	0.00		0.00	
	PVC clear and coloured bottles	0.00		0.00	
	Other rigid plastic packaging	0.00		0.00	
	Polystyrene	0.00		0.00	
	Video tapes/ music tapes	0.00		0.00	
	CDs, DVDs	0.00		0.00	
	Other rigid plastic	0.00		0.00	
	Other re usable rigid plastic items	0.00		0.00	
Textiles	Re usable clothes	0.00	0.00	0.00	0.00
	Other reusable textiles	0.00		0.00	
	Non reusable	0.00		0.00	
Misc. combustible	Reusable Shoes, belts and bags	0.00	0.00	0.00	0.00
	Wood and cork packaging	0.00		0.00	
	Wood and cork non packaging	0.00		0.00	
	Kitchen units	0.00		0.00	
	Reusable furniture	0.00		0.00	
	Non reusable furniture	0.00		0.00	
	Carpet, underlay and carpet floor tiles	0.00		0.00	
	Sanitary waste	0.00		0.00	
	Nappies	0.00		0.00	
	Other combustible	0.00		0.00	
Misc. non-combustible	Ceramics	0.00	0.00	0.00	0.00
	Hardcore	0.00		0.00	
	Other DIY rubble	0.00		0.00	
	Other non-combustible	0.00		0.00	
Glass	Brown glass containers	0.00	0.00	0.00	0.00
	Green glass containers	0.00		0.00	
	Clear glass containers	0.00		0.00	
	Plate glass	0.00		0.00	
	Other reusable glass items list	0.00		0.00	
	Light bulbs	0.00		0.00	
	Other glass	0.00		0.00	
Ferrous metal	Ferrous food and beverage cans	0.00	0.00	0.00	0.00
	Aerosols	0.00		0.00	
	Other packaging	0.00		0.00	
	Re usable ferrous items	0.00		0.00	
	Other ferrous	0.00		0.00	
Non-ferrous metal	Non-ferrous food and beverage cans	0.00	0.00	0.00	0.00
	Aerosols	0.00		0.00	
	Foil	0.00		0.00	
	Other packaging	0.00		0.00	
	Re useable non ferrous items	0.00		0.00	
	Other non-ferrous	0.00		0.00	
Putrescibles	Raw fruit and vegetable matter	0.00	100.00	0.00	0.36
	Cooked or prepared food	0.00		0.00	
	Green garden waste	73.77		0.26	
	Woody garden waste	26.23		0.09	
	Soil	0.00		0.00	
	Other putrescibles	0.00		0.00	
Fines	Particles <10mm	0.00	0.00	0.00	0.00
WEEE	List	0.00	0.00	0.00	0.00
HHW	List	0.00	0.00	0.00	0.00
Total		100.00	100.00	0.36	0.36
Contamination		0.00		0.00	

A19: ACORN 4 Paper and card recycling – Autumn 2009

Primary cats	Sub-category	ACORN 4 Plastic and Cans recycling			
		Concentration %		kg/hh/week	
Paper and card	Newspaper and magazines	1.64	1.90	0.01	0.01
	Directories and catalogues inc yellow pages	0.00		0.00	
	Junk mail and other recyclable paper	0.27		0.00	
	Paper packaging	0.00		0.00	
	Wall paper, tissues, hand towels, other non recyclable paper	0.00		0.00	
	Liquid cartons	0.00		0.00	
	Cardboard non corrugated	0.00		0.00	
	Cardboard corrugated	0.00		0.00	
Plastic film	Refuse sacks and other plastic film	0.00	0.49	0.00	0.00
	Carrier bags and packaging film	0.49		0.00	
Dense plastic	PET clear and coloured bottles	21.26	44.92	0.11	0.23
	HDPE opaque and coloured bottles	14.37		0.07	
	PVC clear and coloured bottles	0.00		0.00	
	Other rigid plastic packaging	8.71		0.04	
	Polystyrene	0.00		0.00	
	Video tapes/ music tapes	0.00		0.00	
	CDs, DVDs	0.00		0.00	
	Other rigid plastic	0.00		0.00	
	Other re usable rigid plastic items	0.57		0.00	
Textiles	Re usable clothes	0.00	0.00	0.00	0.00
	Other reusable textiles	0.00		0.00	
	Non reusable	0.00		0.00	
Misc. combustible	Reusable Shoes, belts and bags	0.00	1.06	0.00	0.01
	Wood and cork packaging	0.00		0.00	
	Wood and cork non packaging	0.00		0.00	
	Kitchen units	0.00		0.00	
	Reusable furniture	0.00		0.00	
	Non reusable furniture	0.00		0.00	
	Carpet, underlay and carpet floor tiles	0.00		0.00	
	Sanitary waste	0.00		0.00	
	Nappies	0.00		0.00	
	Other combustible	1.06		0.01	
Misc. non-combustible	Ceramics	0.00	0.00	0.00	0.00
	Hardcore	0.00		0.00	
	Other DIY rubble	0.00		0.00	
	Other non-combustible	0.00		0.00	
Glass	Brown glass containers	0.00	0.93	0.00	0.00
	Green glass containers	0.00		0.00	
	Clear glass containers	0.93		0.00	
	Plate glass	0.00		0.00	
	Other reusable glass items list	0.00		0.00	
	Light bulbs	0.00		0.00	
	Other glass	0.00		0.00	
Ferrous metal	Ferrous food and beverage cans	34.04	34.53	0.18	0.18
	Aerosols	0.49		0.00	
	Other packaging	0.00		0.00	
	Re usable ferrous items	0.00		0.00	
	Other ferrous	0.00		0.00	
Non-ferrous metal	Non-ferrous food and beverage cans	13.79	14.59	0.07	0.08
	Aerosols	0.71		0.00	
	Foil	0.09		0.00	
	Other packaging	0.00		0.00	
	Re useable non ferrous items	0.00		0.00	
	Other non-ferrous	0.00		0.00	
Putrescibles	Raw fruit and vegetable matter	0.00	1.59	0.00	0.01
	Cooked or prepared food	1.59		0.01	
	Green garden waste	0.00		0.00	
	Woody garden waste	0.00		0.00	
	Soil	0.00		0.00	
	Other putrescibles	0.00		0.00	
Fines	Particles <10mm	0.00	0.00	0.00	0.00
WEEE	List	0.00	0.00	0.00	0.00
HHW	List	0.00	0.00	0.00	0.00
Total		100.00	100.00	0.51	0.51
Contamination			6.54	0.03	

A20: ACORN 4 Plastic and cans recycling – Autumn 2009

Primary cats	Sub-category	ACORN 4 Paper and Card recycling			
		Concentration %	kg/hh/week		
Paper and card	Newspaper and magazines	55.05	97.23	1.10	1.95
	Directories and catalogues inc yellow pages	7.81		0.16	
	Junk mail and other recyclable paper	9.93		0.20	
	Paper packaging	0.37		0.01	
	Wall paper, tissues, hand towels, other non recyclable paper	1.41		0.03	
	Liquid cartons	0.19		0.00	
	Cardboard non corrugated	10.84		0.22	
	Cardboard corrugated	11.64		0.23	
Plastic film	Refuse sacks and other plastic film	1.84	2.16	0.04	0.04
	Carrier bags and packaging film	0.32		0.01	
Dense plastic	PET clear and coloured bottles	0.00	0.61	0.00	0.01
	HDPE opaque and coloured bottles	0.00		0.00	
	PVC clear and coloured bottles	0.00		0.00	
	Other rigid plastic packaging	0.61		0.01	
	Polystyrene	0.00		0.00	
	Video tapes/ music tapes	0.00		0.00	
	CDs, DVDs	0.00		0.00	
	Other rigid plastic	0.00		0.00	
Other re usable rigid plastic items	0.00	0.00			
Textiles	Re usable clothes	0.00	0.00	0.00	0.00
	Other reusable textiles	0.00		0.00	
	Non reusable	0.00		0.00	
Misc. combustible	Reusable Shoes, belts and bags	0.00	0.00	0.00	0.00
	Wood and cork packaging	0.00		0.00	
	Wood and cork non packaging	0.00		0.00	
	Kitchen units	0.00		0.00	
	Reusable furniture	0.00		0.00	
	Non reusable furniture	0.00		0.00	
	Carpet, underlay and carpet floor tiles	0.00		0.00	
	Sanitary waste	0.00		0.00	
	Nappies	0.00		0.00	
Other combustible	0.00	0.00			
Misc. non-combustible	Ceramics	0.00	0.00	0.00	0.00
	Hardcore	0.00		0.00	
	Other DIY rubble	0.00		0.00	
	Other non-combustible	0.00		0.00	
Glass	Brown glass containers	0.00	0.00	0.00	0.00
	Green glass containers	0.00		0.00	
	Clear glass containers	0.00		0.00	
	Plate glass	0.00		0.00	
	Other reusable glass items list	0.00		0.00	
	Light bulbs	0.00		0.00	
	Other glass	0.00		0.00	
Ferrous metal	Ferrous food and beverage cans	0.00	0.00	0.00	0.00
	Aerosols	0.00		0.00	
	Other packaging	0.00		0.00	
	Re usable ferrous items	0.00		0.00	
	Other ferrous	0.00		0.00	
Non-ferrous metal	Non-ferrous food and beverage cans	0.00	0.00	0.00	0.00
	Aerosols	0.00		0.00	
	Foil	0.00		0.00	
	Other packaging	0.00		0.00	
	Re useable non ferrous items	0.00		0.00	
	Other non-ferrous	0.00		0.00	
Putrescibles	Raw fruit and vegetable matter	0.00	0.00	0.00	0.00
	Cooked or prepared food	0.00		0.00	
	Green garden waste	0.00		0.00	
	Woody garden waste	0.00		0.00	
	Soil	0.00		0.00	
	Other putrescibles	0.00		0.00	
Fines	Particles <10mm	0.00	0.00	0.00	0.00
WEEE	List	0.00	0.00	0.00	0.00
HHW	List	0.00	0.00	0.00	0.00
Total		100.00	100.00	2.00	2.00
Contamination			4.37	0.09	

A21: ACORN 5 Residual waste – Autumn 2009

Primary cats	Sub-category	ACORN 5 Residual waste			
		Concentration %	kg/hh/week		
Paper and card	Newspaper and magazines	1.21	11.95	0.13	1.26
	Directories and catalogues inc yellow pages	0.30		0.03	
	Junk mail and other recyclable paper	1.49		0.16	
	Paper packaging	1.10		0.12	
	Wall paper, tissues, hand towels, other non recyclable paper	4.66		0.49	
	Liquid cartons	0.26		0.03	
	Cardboard non corrugated	2.47		0.26	
	Cardboard corrugated	0.48		0.05	
Plastic film	Refuse sacks and other plastic film	0.82	6.06	0.09	0.64
	Carrier bags and packaging film	5.24		0.55	
Dense plastic	PET clear and coloured bottles	0.49	4.86	0.05	0.51
	HDPE opaque and coloured bottles	0.38		0.04	
	PVC clear and coloured bottles	0.00		0.00	
	Other rigid plastic packaging	2.84		0.30	
	Polystyrene	0.21		0.02	
	Video tapes/ music tapes	0.00		0.00	
	CDs, DVDs	0.06		0.01	
	Other rigid plastic	0.60		0.06	
Textiles	Re usable clothes	1.50	3.16	0.16	0.33
	Other reusable textiles	0.00		0.00	
	Non reusable	1.66		0.17	
Misc. combustible	Reusable Shoes, belts and bags	0.55	9.26	0.06	0.98
	Wood and cork packaging	0.00		0.00	
	Wood and cork non packaging	0.42		0.04	
	Kitchen units	0.00		0.00	
	Reusable furniture	0.00		0.00	
	Non reusable furniture	0.00		0.00	
	Carpet, underlay and carpet floor tiles	0.20		0.02	
	Sanitary waste	0.00		0.00	
	Nappies	7.34		0.77	
Misc. non-combustible	Other combustible	0.75	0.72	0.08	0.08
	Ceramics	0.72		0.08	
	Hardcore	0.00		0.00	
	Other DIY rubble	0.00		0.00	
Glass	Other non-combustible	0.00	1.43	0.00	0.15
	Brown glass containers	0.05		0.01	
	Green glass containers	0.04		0.00	
	Clear glass containers	1.31		0.14	
	Plate glass	0.00		0.00	
	Other reusable glass items list	0.00		0.00	
	Light bulbs	0.02		0.00	
Ferrous metal	Other glass	0.01	3.63	0.00	0.38
	Ferrous food and beverage cans	1.44		0.15	
	Aerosols	0.18		0.02	
	Other packaging	0.50		0.05	
	Re usable ferrous items	0.00		0.00	
Non-ferrous metal	Other ferrous	1.51	0.85	0.16	0.09
	Non-ferrous food and beverage cans	0.32		0.03	
	Aerosols	0.00		0.00	
	Foil	0.50		0.05	
	Other packaging	0.00		0.00	
	Re useable non ferrous items	0.00		0.00	
Putrescibles	Other non-ferrous	0.02	55.53	0.00	5.86
	Raw fruit and vegetable matter	18.06		1.91	
	Cooked or prepared food	30.30		3.20	
	Green garden waste	0.00		0.00	
	Woody garden waste	0.00		0.00	
	Soil	0.00		0.00	
Fines	Other putrescibles	7.16	1.97	0.76	0.21
	Particles <10mm	1.97		0.21	
WEEE	List	0.36	0.36	0.04	0.04
HHW	List	0.23	0.23	0.02	0.02
Total		100.00	100.00	10.55	10.55
Total potentially recyclable		13.69		1.44	

WEEE Steamer base, toy, door bell, plug, calculator, plug socket
HHW Batteries, condom, ink cart

A22: ACORN 5 Garden waste – Autumn 2009

		ACORN 5 Garden Waste			
Primary cats	Sub-category	Concentration %		kg/hh/week	
Paper and card	Newspaper and magazines	0.00	0.00	0.00	0.00
	Directories and catalogues inc yellow pages	0.00		0.00	
	Junk mail and other recyclable paper	0.00		0.00	
	Paper packaging	0.00		0.00	
	Wall paper, tissues, hand towels, other non recyclable paper	0.00		0.00	
	Liquid cartons	0.00		0.00	
	Cardboard non corrugated	0.00		0.00	
	Cardboard corrugated	0.00		0.00	
Plastic film	Refuse sacks and other plastic film	0.00	0.00	0.00	0.00
	Carrier bags and packaging film	0.00		0.00	
Dense plastic	PET clear and coloured bottles	0.00	0.00	0.00	0.00
	HDPE opaque and coloured bottles	0.00		0.00	
	PVC clear and coloured bottles	0.00		0.00	
	Other rigid plastic packaging	0.00		0.00	
	Polystyrene	0.00		0.00	
	Video tapes/ music tapes	0.00		0.00	
	CDs, DVDs	0.00		0.00	
	Other rigid plastic	0.00		0.00	
	Other re usable rigid plastic items	0.00		0.00	
Textiles	Re usable clothes	0.00	0.00	0.00	0.00
	Other reusable textiles	0.00		0.00	
	Non reusable	0.00		0.00	
Misc. combustible	Reusable Shoes, belts and bags	0.00	0.00	0.00	0.00
	Wood and cork packaging	0.00		0.00	
	Wood and cork non packaging	0.00		0.00	
	Kitchen units	0.00		0.00	
	Reusable furniture	0.00		0.00	
	Non reusable furniture	0.00		0.00	
	Carpet, underlay and carpet floor tiles	0.00		0.00	
	Sanitary waste	0.00		0.00	
	Nappies	0.00		0.00	
	Other combustible	0.00		0.00	
	Misc. non-combustible	Ceramics		0.00	
Hardcore		0.00	0.00		
Other DIY rubble		0.00	0.00		
Other non-combustible		0.00	0.00		
Glass	Brown glass containers	0.00	0.00	0.00	0.00
	Green glass containers	0.00		0.00	
	Clear glass containers	0.00		0.00	
	Plate glass	0.00		0.00	
	Other reusable glass items list	0.00		0.00	
	Light bulbs	0.00		0.00	
	Other glass	0.00		0.00	
Ferrous metal	Ferrous food and beverage cans	0.00	0.00	0.00	0.00
	Aerosols	0.00		0.00	
	Other packaging	0.00		0.00	
	Re usable ferrous items	0.00		0.00	
	Other ferrous	0.00		0.00	
Non-ferrous metal	Non-ferrous food and beverage cans	0.00	0.00	0.00	0.00
	Aerosols	0.00		0.00	
	Foil	0.00		0.00	
	Other packaging	0.00		0.00	
	Re useable non ferrous items	0.00		0.00	
	Other non-ferrous	0.00		0.00	
Putrescibles	Raw fruit and vegetable matter	0.00	100.00	0.00	0.85
	Cooked or prepared food	0.00		0.00	
	Green garden waste	92.00		0.78	
	Woody garden waste	8.00		0.07	
	Soil	0.00		0.00	
	Other putrescibles	0.00		0.00	
Fines	Particles <10mm	0.00	0.00	0.00	0.00
WEEE	List	0.00	0.00	0.00	0.00
HHW	List	0.00	0.00	0.00	0.00
Total		100.00	100.00	0.85	0.85
Contamination		0.00		0.00	

A23: ACORN 5 Paper recycling – Autumn 2009

		ACORN 5 Paper Recycling			
Primary cats	Sub-category	Concentration %		kg/hh/week	
Paper and card	Newspaper and magazines	76.92	99.96	0.75	0.97
	Directories and catalogues inc yellow pages	11.85		0.12	
	Junk mail and other recyclable paper	10.56		0.10	
	Paper packaging	0.12		0.00	
	Wall paper, tissues, hand towels, other non recyclable paper	0.13		0.00	
	Liquid cartons	0.00		0.00	
	Cardboard non corrugated	0.38		0.00	
	Cardboard corrugated	0.00		0.00	
Plastic film	Refuse sacks and other plastic film	0.00	0.04	0.00	0.00
	Carrier bags and packaging film	0.04		0.00	
Dense plastic	PET clear and coloured bottles	0.00	0.00	0.00	0.00
	HDPE opaque and coloured bottles	0.00		0.00	
	PVC clear and coloured bottles	0.00		0.00	
	Other rigid plastic packaging	0.00		0.00	
	Polystyrene	0.00		0.00	
	Video tapes/ music tapes	0.00		0.00	
	CDs, DVDs	0.00		0.00	
	Other rigid plastic	0.00		0.00	
Other re usable rigid plastic items	0.00	0.00			
Textiles	Re usable clothes	0.00	0.00	0.00	0.00
	Other reusable textiles	0.00		0.00	
	Non reusable	0.00		0.00	
Misc. combustible	Reusable Shoes, belts and bags	0.00	0.00	0.00	0.00
	Wood and cork packaging	0.00		0.00	
	Wood and cork non packaging	0.00		0.00	
	Kitchen units	0.00		0.00	
	Reusable furniture	0.00		0.00	
	Non reusable furniture	0.00		0.00	
	Carpet, underlay and carpet floor tiles	0.00		0.00	
	Sanitary waste	0.00		0.00	
	Nappies	0.00		0.00	
	Other combustible	0.00		0.00	
Misc. non-combustible	Ceramics	0.00	0.00	0.00	0.00
	Hardcore	0.00		0.00	
	Other DIY rubble	0.00		0.00	
	Other non-combustible	0.00		0.00	
Glass	Brown glass containers	0.00	0.00	0.00	0.00
	Green glass containers	0.00		0.00	
	Clear glass containers	0.00		0.00	
	Plate glass	0.00		0.00	
	Other reusable glass items list	0.00		0.00	
	Light bulbs	0.00		0.00	
	Other glass	0.00		0.00	
Ferrous metal	Ferrous food and beverage cans	0.00	0.00	0.00	0.00
	Aerosols	0.00		0.00	
	Other packaging	0.00		0.00	
	Re usable ferrous items	0.00		0.00	
	Other ferrous	0.00		0.00	
Non-ferrous metal	Non-ferrous food and beverage cans	0.00	0.00	0.00	0.00
	Aerosols	0.00		0.00	
	Foil	0.00		0.00	
	Other packaging	0.00		0.00	
	Re useable non ferrous items	0.00		0.00	
Other non-ferrous	0.00	0.00			
Putrescibles	Raw fruit and vegetable matter	0.00	0.00	0.00	0.00
	Cooked or prepared food	0.00		0.00	
	Green garden waste	0.00		0.00	
	Woody garden waste	0.00		0.00	
	Soil	0.00		0.00	
	Other putrescibles	0.00		0.00	
Fines	Particles <10mm	0.00	0.00	0.00	0.00
WEEE	List	0.00	0.00	0.00	0.00
HHW	List	0.00	0.00	0.00	0.00
Total		100.00	100.00	0.97	0.97
Contamination		0.55		0.01	

A24: ACORN 5 Card recycling – Autumn 2009

Primary cats	Sub-category	ACORN 5 Cardboard recycling			
		Concentration %		kg/hh/week	
Paper and card	Newspaper and magazines	0.00	100.00	0.00	0.79
	Directories and catalogues inc yellow pages	0.00		0.00	
	Junk mail and other recyclable paper	0.00		0.00	
	Paper packaging	0.00		0.00	
	Wall paper, tissues, hand towels, other non recyclable paper	0.00		0.00	
	Liquid cartons	0.00		0.00	
	Cardboard non corrugated	30.20		0.24	
	Cardboard corrugated	69.80		0.55	
Plastic film	Refuse sacks and other plastic film	0.00	0.00	0.00	0.00
	Carrier bags and packaging film	0.00		0.00	
Dense plastic	PET clear and coloured bottles	0.00	0.00	0.00	0.00
	HDPE opaque and coloured bottles	0.00		0.00	
	PVC clear and coloured bottles	0.00		0.00	
	Other rigid plastic packaging	0.00		0.00	
	Polystyrene	0.00		0.00	
	Video tapes/ music tapes	0.00		0.00	
	CDs, DVDs	0.00		0.00	
	Other rigid plastic	0.00		0.00	
	Other re usable rigid plastic items	0.00		0.00	
Textiles	Re usable clothes	0.00	0.00	0.00	0.00
	Other reusable textiles	0.00		0.00	
	Non reusable	0.00		0.00	
Misc. combustible	Reusable Shoes, belts and bags	0.00	0.00	0.00	0.00
	Wood and cork packaging	0.00		0.00	
	Wood and cork non packaging	0.00		0.00	
	Kitchen units	0.00		0.00	
	Reusable furniture	0.00		0.00	
	Non reusable furniture	0.00		0.00	
	Carpet, underlay and carpet floor tiles	0.00		0.00	
	Sanitary waste	0.00		0.00	
	Nappies	0.00		0.00	
	Other combustible	0.00		0.00	
Misc. non-combustible	Ceramics	0.00	0.00	0.00	0.00
	Hardcore	0.00		0.00	
	Other DIY rubble	0.00		0.00	
	Other non-combustible	0.00		0.00	
Glass	Brown glass containers	0.00	0.00	0.00	0.00
	Green glass containers	0.00		0.00	
	Clear glass containers	0.00		0.00	
	Plate glass	0.00		0.00	
	Other reusable glass items list	0.00		0.00	
	Light bulbs	0.00		0.00	
	Other glass	0.00		0.00	
Ferrous metal	Ferrous food and beverage cans	0.00	0.00	0.00	0.00
	Aerosols	0.00		0.00	
	Other packaging	0.00		0.00	
	Re usable ferrous items	0.00		0.00	
	Other ferrous	0.00		0.00	
Non-ferrous metal	Non-ferrous food and beverage cans	0.00	0.00	0.00	0.00
	Aerosols	0.00		0.00	
	Foil	0.00		0.00	
	Other packaging	0.00		0.00	
	Re useable non ferrous items	0.00		0.00	
	Other non-ferrous	0.00		0.00	
Putrescibles	Raw fruit and vegetable matter	0.00	0.00	0.00	0.00
	Cooked or prepared food	0.00		0.00	
	Green garden waste	0.00		0.00	
	Woody garden waste	0.00		0.00	
	Soil	0.00		0.00	
	Other putrescibles	0.00		0.00	
Fines	Particles <10mm	0.00	0.00	0.00	0.00
WEEE	List	0.00	0.00	0.00	0.00
HHW	List	0.00	0.00	0.00	0.00
Total		100.00	100.00	0.79	0.79
Contamination		0.00		0.00	

A25: ACORN 5 Plastic and cans recycling – Autumn 2009

Primary cats	Sub-category	ACORN 5 Plastic and Cans recycling			
		Concentration %		kg/hh/week	
Paper and card	Newspaper and magazines	0.00	0.07	0.00	0.00
	Directories and catalogues inc yellow pages	0.00		0.00	
	Junk mail and other recyclable paper	0.00		0.00	
	Paper packaging	0.00		0.00	
	Wall paper, tissues, hand towels, other non recyclable paper	0.00		0.00	
	Liquid cartons	0.00		0.00	
	Cardboard non corrugated	0.07		0.00	
	Cardboard corrugated	0.00		0.00	
Plastic film	Refuse sacks and other plastic film	0.01	0.21	0.00	0.00
	Carrier bags and packaging film	0.20		0.00	
Dense plastic	PET clear and coloured bottles	9.50	18.93	0.13	0.25
	HDPE opaque and coloured bottles	6.98		0.09	
	PVC clear and coloured bottles	0.07		0.00	
	Other rigid plastic packaging	2.36		0.03	
	Polystyrene	0.01		0.00	
	Video tapes/ music tapes	0.00		0.00	
	CDs, DVDs	0.00		0.00	
	Other rigid plastic	0.02		0.00	
Other re usable rigid plastic items	0.00	0.00			
Textiles	Re usable clothes	0.00	0.00	0.00	0.00
	Other reusable textiles	0.00		0.00	
	Non reusable	0.00		0.00	
Misc. combustible	Reusable Shoes, belts and bags	0.00	0.04	0.00	0.00
	Wood and cork packaging	0.00		0.00	
	Wood and cork non packaging	0.04		0.00	
	Kitchen units	0.00		0.00	
	Reusable furniture	0.00		0.00	
	Non reusable furniture	0.00		0.00	
	Carpet, underlay and carpet floor tiles	0.00		0.00	
	Sanitary waste	0.00		0.00	
	Nappies	0.00		0.00	
Other combustible	0.00	0.00			
Misc. non-combustible	Ceramics	0.28	0.28	0.00	0.00
	Hardcore	0.00		0.00	
	Other DIY rubble	0.00		0.00	
	Other non-combustible	0.00		0.00	
Glass	Brown glass containers	18.21	58.68	0.24	0.79
	Green glass containers	8.23		0.11	
	Clear glass containers	31.92		0.43	
	Plate glass	0.00		0.00	
	Other reusable glass items list	0.00		0.00	
	Light bulbs	0.00		0.00	
	Other glass	0.32		0.00	
Ferrous metal	Ferrous food and beverage cans	17.73	18.10	0.24	0.24
	Aerosols	0.36		0.00	
	Other packaging	0.00		0.00	
	Re usable ferrous items	0.00		0.00	
	Other ferrous	0.00		0.00	
Non-ferrous metal	Non-ferrous food and beverage cans	3.56	3.68	0.05	0.05
	Aerosols	0.00		0.00	
	Foil	0.12		0.00	
	Other packaging	0.00		0.00	
	Re useable non ferrous items	0.00		0.00	
	Other non-ferrous	0.00		0.00	
Putrescibles	Raw fruit and vegetable matter	0.00	0.00	0.00	0.00
	Cooked or prepared food	0.00		0.00	
	Green garden waste	0.00		0.00	
	Woody garden waste	0.00		0.00	
	Soil	0.00		0.00	
	Other putrescibles	0.00		0.00	
Fines	Particles <10mm	0.00	0.00	0.00	0.00
WEEE	List	0.00	0.00	0.00	0.00
HHW	List	0.00	0.00	0.00	0.00
Total		100.00	100.00	1.34	1.34
Contamination			59.32	0.79	

Appendix B – Full Results Winter 2010

B1: ACORN 1 residual waste – winter 2010

Primary cats	Sub-category	ACORN 1 Residual waste			
		Concentration %		kg/hh/week	
Paper and card	Newspaper and magazines	0.92	9.90	0.04	0.48
	Directories and catalogues inc yellow pages	0.08		0.00	
	Junk mail and other recyclable paper	0.91		0.04	
	Paper packaging	0.91		0.04	
	Wall paper, tissues, hand towels, other non recyclable paper	5.14		0.25	
	Liquid cartons	0.16		0.01	
	Cardboard non corrugated	1.79		0.09	
	Cardboard corrugated	0.00		0.00	
Plastic film	Refuse sacks and other plastic film	2.15	8.57	0.10	0.41
	Carrier bags and packaging film	6.42		0.31	
Dense plastic	PET clear and coloured bottles	0.37	6.10	0.02	0.29
	HDPE opaque and coloured bottles	0.25		0.01	
	PVC clear and coloured bottles	0.00		0.00	
	Other rigid plastic packaging	3.88		0.19	
	Polystyrene	0.48		0.02	
	Video tapes/ music tapes	0.09		0.00	
	CDs, DVDs	0.02		0.00	
	Other rigid plastic	0.69		0.03	
Textiles	Other re usable rigid plastic items	0.33	3.05	0.02	0.15
	Re usable clothes	1.28		0.06	
	Other reusable textiles	0.65		0.03	
Misc. combustible	Non reusable	1.13	10.43	0.05	0.50
	Reusable Shoes, belts and bags	1.08		0.05	
	Wood and cork packaging	0.01		0.00	
	Wood and cork non packaging	0.21		0.01	
	Kitchen units	0.00		0.00	
	Reusable furniture	0.00		0.00	
	Non reusable furniture	0.00		0.00	
	Carpet, underlay and carpet floor tiles	3.87		0.19	
	Sanitary waste	1.03		0.05	
	Nappies	2.69		0.13	
Misc. non-combustible	Other combustible	1.53	0.18	0.07	0.01
	Ceramics	0.18		0.01	
	Hardcore	0.00		0.00	
	Other DIY rubble	0.00		0.00	
Glass	Other non-combustible	0.00	2.75	0.00	0.13
	Brown glass containers	0.45		0.02	
	Green glass containers	0.52		0.02	
	Clear glass containers	1.22		0.06	
	Plate glass	0.00		0.00	
	Other reusable glass items list	0.00		0.00	
	Light bulbs	0.13		0.01	
	Other glass	0.44		0.02	
Ferrous metal	Other glass	0.44	0.68	0.02	0.03
	Ferrous food and beverage cans	0.40		0.02	
	Aerosols	0.26		0.01	
	Other packaging	0.00		0.00	
Non-ferrous metal	Re usable ferrous items	0.00	0.84	0.00	0.04
	Other ferrous	0.02		0.00	
	Non-ferrous food and beverage cans	0.03		0.00	
	Aerosols	0.16		0.01	
	Foil	0.64		0.03	
	Other packaging	0.00		0.00	
Putrescibles	Re useable non ferrous items	0.00	52.91	0.00	2.54
	Other non-ferrous	0.02		0.00	
	Raw fruit and vegetable matter	28.76		1.38	
	Cooked or prepared food	17.09		0.82	
	Green garden waste	0.15		0.01	
	Woody garden waste	0.00		0.00	
Fines	Soil	0.00	3.05	0.00	0.15
	Other putrescibles	6.91		0.33	
WEEE	Particles <10mm	3.05	3.05	0.15	0.15
HHW	List	1.17	1.17	0.06	0.06
	List	0.36	0.36	0.02	0.02
Total		100.00	100.00	4.80	4.80
Total potentially recyclable		9.04		0.43	

WEEE Iron, extractor fan, kettle, hand blender, leads, toys
 HHW Batteries

B2: ACORN 1 Garden – winter 2010

		ACORN 1 Garden Waste			
Primary cats	Sub-category	Concentration %	kg/hh/week		
Paper and card	Newspaper and magazines	0.00	0.00	0.00	0.00
	Directories and catalogues inc yellow pages	0.00		0.00	
	Junk mail and other recyclable paper	0.00		0.00	
	Paper packaging	0.00		0.00	
	Wall paper, tissues, hand towels, other non recyclable paper	0.00		0.00	
	Liquid cartons	0.00		0.00	
	Cardboard non corrugated	0.00		0.00	
	Cardboard corrugated	0.00		0.00	
Plastic film	Refuse sacks and other plastic film	0.00	0.00	0.00	0.00
	Carrier bags and packaging film	0.00		0.00	
Dense plastic	PET clear and coloured bottles	0.00	0.00	0.00	0.00
	HDPE opaque and coloured bottles	0.00		0.00	
	PVC clear and coloured bottles	0.00		0.00	
	Other rigid plastic packaging	0.00		0.00	
	Polystyrene	0.00		0.00	
	Video tapes/ music tapes	0.00		0.00	
	CDs, DVDs	0.00		0.00	
	Other rigid plastic	0.00		0.00	
Other re usable rigid plastic items	0.00	0.00			
Textiles	Re usable clothes	0.00	0.00	0.00	0.00
	Other reusable textiles	0.00		0.00	
	Non reusable	0.00		0.00	
Misc. combustible	Reusable Shoes, belts and bags	0.00	0.00	0.00	0.00
	Wood and cork packaging	0.00		0.00	
	Wood and cork non packaging	0.00		0.00	
	Kitchen units	0.00		0.00	
	Reusable furniture	0.00		0.00	
	Non reusable furniture	0.00		0.00	
	Carpet, underlay and carpet floor tiles	0.00		0.00	
	Sanitary waste	0.00		0.00	
	Nappies	0.00		0.00	
Other combustible	0.00	0.00			
Misc. non-combustible	Ceramics	0.00	0.00	0.00	0.00
	Hardcore	0.00		0.00	
	Other DIY rubble	0.00		0.00	
	Other non-combustible	0.00		0.00	
Glass	Brown glass containers	0.00	0.00	0.00	0.00
	Green glass containers	0.00		0.00	
	Clear glass containers	0.00		0.00	
	Plate glass	0.00		0.00	
	Other reusable glass items list	0.00		0.00	
	Light bulbs	0.00		0.00	
	Other glass	0.00		0.00	
Ferrous metal	Ferrous food and beverage cans	0.00	0.00	0.00	0.00
	Aerosols	0.00		0.00	
	Other packaging	0.00		0.00	
	Re usable ferrous items	0.00		0.00	
	Other ferrous	0.00		0.00	
Non-ferrous metal	Non-ferrous food and beverage cans	0.00	0.00	0.00	0.00
	Aerosols	0.00		0.00	
	Foil	0.00		0.00	
	Other packaging	0.00		0.00	
	Re useable non ferrous items	0.00		0.00	
	Other non-ferrous	0.00		0.00	
Putrescibles	Raw fruit and vegetable matter	0.00	100.00	0.00	0.29
	Cooked or prepared food	0.00		0.00	
	Green garden waste	100.00		0.29	
	Woody garden waste	0.00		0.00	
	Soil	0.00		0.00	
	Other putrescibles	0.00		0.00	
Fines	Particles <10mm	0.00	0.00	0.00	0.00
WEEE	List	0.00	0.00	0.00	0.00
HHW	List	0.00	0.00	0.00	0.00
Total		100.00	100.00	0.29	0.29
Contamination		100.00		0.29	

B3: ACORN 1 Paper and Card recycling – winter 2010

Primary cats	Sub-category	ACORN 1 Paper and Card recycling			
		Concentration %	kg/hh/week		
Paper and card	Newspaper and magazines	60.04	93.29	1.47	2.28
	Directories and catalogues inc yellow pages	1.00		0.02	
	Junk mail and other recyclable paper	9.50		0.23	
	Paper packaging	0.29		0.01	
	Wall paper, tissues, hand towels, other non recyclable paper	0.57		0.01	
	Liquid cartons	0.76		0.02	
	Cardboard non corrugated	15.46		0.38	
	Cardboard corrugated	5.68		0.14	
	Plastic film	Refuse sacks and other plastic film		0.79	
Carrier bags and packaging film		0.63	0.02		
Dense plastic	PET clear and coloured bottles	0.56	3.04	0.01	0.07
	HDPE opaque and coloured bottles	0.45		0.01	
	PVC clear and coloured bottles	0.00		0.00	
	Other rigid plastic packaging	1.26		0.03	
	Polystyrene	0.00		0.00	
	Video tapes/ music tapes	0.74		0.02	
	CDs, DVDs	0.00		0.00	
	Other rigid plastic	0.00		0.00	
Textiles	Other re usable rigid plastic items	0.02	0.02	0.00	0.00
	Re usable clothes	0.00		0.00	
	Other reusable textiles	0.00		0.00	
Misc. combustible	Non reusable	0.02	0.26	0.00	0.01
	Reusable Shoes, belts and bags	0.00		0.00	
	Wood and cork packaging	0.00		0.00	
	Wood and cork non packaging	0.00		0.00	
	Kitchen units	0.00		0.00	
	Reusable furniture	0.00		0.00	
	Non reusable furniture	0.00		0.00	
	Carpet, underlay and carpet floor tiles	0.00		0.00	
	Sanitary waste	0.00		0.00	
	Nappies	0.00		0.00	
Misc. non-combustible	Other combustible	0.26	0.00	0.01	0.00
	Ceramics	0.00		0.00	
	Hardcore	0.00		0.00	
	Other DIY rubble	0.00		0.00	
	Other non-combustible	0.00		0.00	
Glass	Brown glass containers	0.00	0.00	0.00	0.00
	Green glass containers	0.00		0.00	
	Clear glass containers	0.00		0.00	
	Plate glass	0.00		0.00	
	Other reusable glass items list	0.00		0.00	
	Light bulbs	0.00		0.00	
	Other glass	0.00		0.00	
Ferrous metal	Ferrous food and beverage cans	1.85	1.86	0.05	0.05
	Aerosols	0.00		0.00	
	Other packaging	0.00		0.00	
	Re usable ferrous items	0.00		0.00	
	Other ferrous	0.01		0.00	
Non-ferrous metal	Non-ferrous food and beverage cans	0.07	0.10	0.00	0.00
	Aerosols	0.00		0.00	
	Foil	0.02		0.00	
	Other packaging	0.00		0.00	
	Re useable non ferrous items	0.00		0.00	
	Other non-ferrous	0.00		0.00	
Putrescibles	Raw fruit and vegetable matter	0.00	0.00	0.00	0.00
	Cooked or prepared food	0.00		0.00	
	Green garden waste	0.00		0.00	
	Woody garden waste	0.00		0.00	
	Soil	0.00		0.00	
	Other putrescibles	0.00		0.00	
Fines	Particles <10mm	0.00	0.00	0.00	0.00
WEEE	List	0.00	0.00	0.00	0.00
HHW	List	0.00	0.00	0.00	0.00
Total		100.00	100.00	2.44	2.44
Contamination		8.03		0.20	

B4: ACORN 1 Glass – winter 2010

Primary cats	Sub-category	ACORN 1 Glass recycling			
		Concentration %	kg/hh/week		
Paper and card	Newspaper and magazines	0.00	0.04	0.00	0.00
	Directories and catalogues inc yellow pages	0.00		0.00	
	Junk mail and other recyclable paper	0.00		0.00	
	Paper packaging	0.00		0.00	
	Wall paper, tissues, hand towels, other non recyclable paper	0.00		0.00	
	Liquid cartons	0.00		0.00	
	Cardboard non corrugated	0.04		0.00	
	Cardboard corrugated	0.00		0.00	
Plastic film	Refuse sacks and other plastic film	0.00	0.00	0.00	0.00
	Carrier bags and packaging film	0.00	0.00	0.00	
Dense plastic	PET clear and coloured bottles	0.00	0.07	0.00	0.00
	HDPE opaque and coloured bottles	0.00		0.00	
	PVC clear and coloured bottles	0.00		0.00	
	Other rigid plastic packaging	0.00		0.00	
	Polystyrene	0.00		0.00	
	Video tapes/ music tapes	0.00		0.00	
	CDs, DVDs	0.00		0.00	
	Other rigid plastic	0.00		0.00	
Other re usable rigid plastic items	0.07	0.00			
Textiles	Re usable clothes	0.00	0.00	0.00	0.00
	Other reusable textiles	0.00		0.00	
	Non reusable	0.00		0.00	
Misc. combustible	Reusable Shoes, belts and bags	0.00	0.00	0.00	0.00
	Wood and cork packaging	0.00		0.00	
	Wood and cork non packaging	0.00		0.00	
	Kitchen units	0.00		0.00	
	Reusable furniture	0.00		0.00	
	Non reusable furniture	0.00		0.00	
	Carpet, underlay and carpet floor tiles	0.00		0.00	
	Sanitary waste	0.00		0.00	
	Nappies	0.00		0.00	
Other combustible	0.00	0.00			
Misc. non-combustible	Ceramics	1.76	1.76	0.02	0.02
	Hardcore	0.00		0.00	
	Other DIY rubble	0.00		0.00	
	Other non-combustible	0.00		0.00	
Glass	Brown glass containers	9.49	97.47	0.12	1.25
	Green glass containers	50.04		0.64	
	Clear glass containers	34.62		0.44	
	Plate glass	0.00		0.00	
	Other reusable glass items list	0.00		0.00	
	Light bulbs	0.02		0.00	
	Other glass	3.29		0.04	
Ferrous metal	Ferrous food and beverage cans	0.18	0.18	0.00	0.00
	Aerosols	0.00		0.00	
	Other packaging	0.00		0.00	
	Re usable ferrous items	0.00		0.00	
	Other ferrous	0.00		0.00	
Non-ferrous metal	Non-ferrous food and beverage cans	0.00	0.02	0.00	0.00
	Aerosols	0.00		0.00	
	Foil	0.02		0.00	
	Other packaging	0.00		0.00	
	Re useable non ferrous items	0.00		0.00	
	Other non-ferrous	0.00		0.00	
Putrescibles	Raw fruit and vegetable matter	0.00	0.00	0.00	0.00
	Cooked or prepared food	0.00		0.00	
	Green garden waste	0.00		0.00	
	Woody garden waste	0.00		0.00	
	Soil	0.00		0.00	
	Other putrescibles	0.00		0.00	
Fines	Particles <10mm	0.00	0.00	0.00	0.00
WEEE	List	0.30	0.30	0.00	0.00
HHW	List	0.17	0.17	0.00	0.00
Total		100.00	100.00	1.28	1.28
Contamination		5.85		0.07	

WEEE Toy
HHW EE bulb

B5: ACORN 1 Plastic and cans recycling – winter 2010

Primary cats	Sub-category	ACORN 1 Plastic and Cans recycling			
		Concentration %	kg/hh/week		
Paper and card	Newspaper and magazines	35.93	64.16	0.25	0.45
	Directories and catalogues inc yellow pages	0.00		0.00	
	Junk mail and other recyclable paper	15.44		0.11	
	Paper packaging	0.47		0.00	
	Wall paper, tissues, hand towels, other non recyclable paper	0.34		0.00	
	Liquid cartons	2.88		0.02	
	Cardboard non corrugated	6.75		0.05	
	Cardboard corrugated	2.34		0.02	
	Plastic film	Refuse sacks and other plastic film		0.00	
Carrier bags and packaging film		2.43	0.02		
Dense plastic	PET clear and coloured bottles	5.87	17.93	0.04	0.13
	HDPE opaque and coloured bottles	4.62		0.03	
	PVC clear and coloured bottles	0.00		0.00	
	Other rigid plastic packaging	7.07		0.05	
	Polystyrene	0.13		0.00	
	Video tapes/ music tapes	0.00		0.00	
	CDs, DVDs	0.00		0.00	
	Other rigid plastic	0.00		0.00	
	Other re usable rigid plastic items	0.24		0.00	
Textiles	Re usable clothes	0.00	0.00	0.00	0.00
	Other reusable textiles	0.00		0.00	
	Non reusable	0.00		0.00	
Misc. combustible	Reusable Shoes, belts and bags	0.00	0.09	0.00	0.00
	Wood and cork packaging	0.04		0.00	
	Wood and cork non packaging	0.00		0.00	
	Kitchen units	0.00		0.00	
	Reusable furniture	0.00		0.00	
	Non reusable furniture	0.00		0.00	
	Carpet, underlay and carpet floor tiles	0.00		0.00	
	Sanitary waste	0.00		0.00	
	Nappies	0.00		0.00	
Misc. non-combustible	Other combustible	0.04	0.00	0.00	0.00
	Ceramics	0.00		0.00	
	Hardcore	0.00		0.00	
	Other DIY rubble	0.00		0.00	
	Other non-combustible	0.00		0.00	
Glass	Brown glass containers	0.00	0.00	0.00	0.00
	Green glass containers	0.00		0.00	
	Clear glass containers	0.00		0.00	
	Plate glass	0.00		0.00	
	Other reusable glass items list	0.00		0.00	
	Light bulbs	0.00		0.00	
	Other glass	0.00		0.00	
Ferrous metal	Ferrous food and beverage cans	12.94	13.12	0.09	0.09
	Aerosols	0.00		0.00	
	Other packaging	0.00		0.00	
	Re usable ferrous items	0.00		0.00	
	Other ferrous	0.17		0.00	
Non-ferrous metal	Non-ferrous food and beverage cans	1.38	2.21	0.01	0.02
	Aerosols	0.28		0.00	
	Foil	0.56		0.00	
	Other packaging	0.00		0.00	
	Re useable non ferrous items	0.00		0.00	
	Other non-ferrous	0.00		0.00	
Putrescibles	Raw fruit and vegetable matter	0.06	0.06	0.00	0.00
	Cooked or prepared food	0.00		0.00	
	Green garden waste	0.00		0.00	
	Woody garden waste	0.00		0.00	
	Soil	0.00		0.00	
	Other putrescibles	0.00		0.00	
Fines	Particles <10mm	0.00	0.00	0.00	0.00
WEEE	List	0.00	0.00	0.00	0.00
HHW	List	0.00	0.00	0.00	0.00
Total		100.00	100.00	0.70	0.70
Contamination		74.35		0.52	

B6: ACORN 3H Residual waste week 1- winter 2010

Primary cats	Sub-category	ACORN 3H Residual waste			
		Concentration %		kg/hh/week	
Paper and card	Newspaper and magazines	3.52	12.60	0.33	1.17
	Directories and catalogues inc yellow pages	0.03		0.00	
	Junk mail and other recyclable paper	1.63		0.15	
	Paper packaging	0.72		0.07	
	Wall paper, tissues, hand towels, other non recyclable paper	2.79		0.26	
	Liquid cartons	0.63		0.06	
	Cardboard non corrugated	2.92		0.27	
	Cardboard corrugated	0.37		0.03	
Plastic film	Refuse sacks and other plastic film	1.00	5.79	0.09	0.54
	Carrier bags and packaging film	4.78		0.44	
Dense plastic	PET clear and coloured bottles	0.77	5.46	0.07	0.51
	HDPE opaque and coloured bottles	0.58		0.05	
	PVC clear and coloured bottles	0.00		0.00	
	Other rigid plastic packaging	3.40		0.32	
	Polystyrene	0.23		0.02	
	Video tapes/ music tapes	0.00		0.00	
	CDs, DVDs	0.02		0.00	
	Other rigid plastic	0.29		0.03	
	Other re usable rigid plastic items	0.18		0.02	
Textiles	Re usable clothes	1.18	2.13	0.11	0.20
	Other reusable textiles	0.27		0.03	
	Non reusable	0.68		0.06	
Misc. combustible	Reusable Shoes, belts and bags	0.04	13.72	0.00	1.28
	Wood and cork packaging	0.03		0.00	
	Wood and cork non packaging	0.72		0.07	
	Kitchen units	0.00		0.00	
	Reusable furniture	0.00		0.00	
	Non reusable furniture	0.00		0.00	
	Carpet, underlay and carpet floor tiles	0.16		0.02	
	Sanitary waste	0.40		0.04	
	Nappies	11.39		1.06	
	Other combustible	0.98		0.09	
Misc. non-combustible	Ceramics	0.96	1.57	0.09	0.15
	Hardcore	0.61		0.06	
	Other DIY rubble	0.00		0.00	
	Other non-combustible	0.00		0.00	
Glass	Brown glass containers	0.49	4.30	0.05	0.40
	Green glass containers	0.24		0.02	
	Clear glass containers	2.08		0.19	
	Plate glass	0.00		0.00	
	Other reusable glass items list	0.00		0.00	
	Light bulbs	0.02		0.00	
	Other glass	1.47		0.14	
Ferrous metal	Ferrous food and beverage cans	2.73	4.63	0.25	0.43
	Aerosols	0.13		0.01	
	Other packaging	0.00		0.00	
	Re usable ferrous items	0.53		0.05	
	Other ferrous	1.25		0.12	
Non-ferrous metal	Non-ferrous food and beverage cans	0.40	0.96	0.04	0.09
	Aerosols	0.08		0.01	
	Foil	0.49		0.05	
	Other packaging	0.00		0.00	
	Re useable non ferrous items	0.00		0.00	
	Other non-ferrous	0.00		0.00	
Putrescibles	Raw fruit and vegetable matter	17.92	43.75	1.67	4.07
	Cooked or prepared food	17.16		1.60	
	Green garden waste	0.43		0.04	
	Woody garden waste	0.00		0.00	
	Soil	0.00		0.00	
	Other putrescibles	8.24		0.77	
Fines	Particles <10mm	4.23	4.23	0.39	0.39
WEEE	List	0.52	0.52	0.05	0.05
HHW	List	0.33	0.33	0.03	0.03
Total		100.00	100.00	9.30	9.30
Total potentially recyclable		21.00		1.95	

WEEE
HHW

Cordless phone, extension lead, tin opener, mobile phone, chargers x 2
Batteries, used condoms, EE bulb, paint

B7: ACORN 3H Residual waste week 2 – Winter 2010

Primary cats	Sub-category	ACORN 3H Residual waste			
		Concentration %		kg/hh/week	
Paper and card	Newspaper and magazines	3.00	15.96	0.27	1.43
	Directories and catalogues inc yellow pages	0.59		0.05	
	Junk mail and other recyclable paper	4.09		0.37	
	Paper packaging	0.71		0.06	
	Wall paper, tissues, hand towels, other non recyclable paper	2.48		0.22	
	Liquid cartons	0.56		0.05	
	Cardboard non corrugated	3.06		0.27	
	Cardboard corrugated	1.47		0.13	
Plastic film	Refuse sacks and other plastic film	1.13	6.16	0.10	0.55
	Carrier bags and packaging film	5.03		0.45	
Dense plastic	PET clear and coloured bottles	0.63	6.35	0.06	0.57
	HDPE opaque and coloured bottles	0.82		0.07	
	PVC clear and coloured bottles	0.02		0.00	
	Other rigid plastic packaging	3.76		0.34	
	Polystyrene	0.30		0.03	
	Video tapes/ music tapes	0.08		0.01	
	CDs, DVDs	0.07		0.01	
	Other rigid plastic	0.40		0.04	
	Other re usable rigid plastic items	0.28		0.02	
Textiles	Re usable clothes	0.56	2.01	0.05	0.18
	Other reusable textiles	0.40		0.04	
	Non reusable	1.05		0.09	
Misc. combustible	Reusable Shoes, belts and bags	1.10	9.34	0.10	0.84
	Wood and cork packaging	0.00		0.00	
	Wood and cork non packaging	0.19		0.02	
	Kitchen units	0.00		0.00	
	Reusable furniture	0.00		0.00	
	Non reusable furniture	0.00		0.00	
	Carpet, underlay and carpet floor tiles	0.00		0.00	
	Sanitary waste	0.25		0.02	
	Nappies	7.06		0.63	
	Other combustible	0.73		0.07	
Misc. non-combustible	Ceramics	0.71	1.48	0.06	0.13
	Hardcore	0.00		0.00	
	Other DIY rubble	0.77		0.07	
	Other non-combustible	0.00		0.00	
Glass	Brown glass containers	0.07	3.00	0.01	0.27
	Green glass containers	0.84		0.08	
	Clear glass containers	1.51		0.14	
	Plate glass	0.00		0.00	
	Other reusable glass items list	0.27		0.02	
	Light bulbs	0.04		0.00	
	Other glass	0.28		0.02	
Ferrous metal	Ferrous food and beverage cans	1.87	3.26	0.17	0.29
	Aerosols	0.14		0.01	
	Other packaging	0.00		0.00	
	Re usable ferrous items	1.19		0.11	
	Other ferrous	0.06		0.01	
Non-ferrous metal	Non-ferrous food and beverage cans	0.36	1.16	0.03	0.10
	Aerosols	0.13		0.01	
	Foil	0.67		0.06	
	Other packaging	0.00		0.00	
	Re useable non ferrous items	0.00		0.00	
Putrescibles	Other non-ferrous	0.00	46.19	0.00	4.14
	Raw fruit and vegetable matter	20.00		1.79	
	Cooked or prepared food	16.21		1.45	
	Green garden waste	4.69		0.42	
	Woody garden waste	0.00		0.00	
	Soil	0.00		0.00	
Fines	Other putrescibles	5.30	4.44	0.48	0.40
	Particles <10mm	4.44		0.40	
WEEE	List	0.32	0.32	0.03	0.03
HHW	List	0.33	0.33	0.03	0.03
Total		100.00	100.00	8.97	8.97
Contamination		26.00		2.33	

WEEE Hair curlers, clocks x 2, toy, calculator, aerial, head phones
 HHW Batteries, EE light bulb, colostomy bag, used condoms

B8: ACORN 3H Garden waste – winter 2010

Nil set out

B9: ACORN 3H Paper and card recycling – winter 2010

Primary cats	Sub-category	ACORN 3H Paper and Card recycling			
		Concentration %		kg/hh/week	
Paper and card	Newspaper and magazines	63.86	98.92	2.38	3.69
	Directories and catalogues inc yellow pages	0.85		0.03	
	Junk mail and other recyclable paper	8.49		0.32	
	Paper packaging	0.36		0.01	
	Wall paper, tissues, hand towels, other non recyclable paper	0.04		0.00	
	Liquid cartons	0.19		0.01	
	Cardboard non corrugated	10.87		0.41	
	Cardboard corrugated	14.26		0.53	
Plastic film	Refuse sacks and other plastic film	0.00	0.20	0.00	0.01
	Carrier bags and packaging film	0.20		0.01	
Dense plastic	PET clear and coloured bottles	0.09	0.50	0.00	0.02
	HDPE opaque and coloured bottles	0.26		0.01	
	PVC clear and coloured bottles	0.00		0.00	
	Other rigid plastic packaging	0.16		0.01	
	Polystyrene	0.00		0.00	
	Video tapes/ music tapes	0.00		0.00	
	CDs, DVDs	0.00		0.00	
	Other rigid plastic	0.00		0.00	
Other re usable rigid plastic items	0.00	0.00			
Textiles	Re usable clothes	0.00	0.00	0.00	0.00
	Other reusable textiles	0.00		0.00	
	Non reusable	0.00		0.00	
Misc. combustible	Reusable Shoes, belts and bags	0.00	0.00	0.00	0.00
	Wood and cork packaging	0.00		0.00	
	Wood and cork non packaging	0.00		0.00	
	Kitchen units	0.00		0.00	
	Reusable furniture	0.00		0.00	
	Non reusable furniture	0.00		0.00	
	Carpet, underlay and carpet floor tiles	0.00		0.00	
	Sanitary waste	0.00		0.00	
	Nappies	0.00		0.00	
	Other combustible	0.00		0.00	
Misc. non-combustible	Ceramics	0.00	0.00	0.00	0.00
	Hardcore	0.00		0.00	
	Other DIY rubble	0.00		0.00	
	Other non-combustible	0.00		0.00	
Glass	Brown glass containers	0.00	0.00	0.00	0.00
	Green glass containers	0.00		0.00	
	Clear glass containers	0.00		0.00	
	Plate glass	0.00		0.00	
	Other reusable glass items list	0.00		0.00	
	Light bulbs	0.00		0.00	
	Other glass	0.00		0.00	
Ferrous metal	Ferrous food and beverage cans	0.11	0.27	0.00	0.01
	Aerosols	0.17		0.01	
	Other packaging	0.00		0.00	
	Re usable ferrous items	0.00		0.00	
	Other ferrous	0.00		0.00	
Non-ferrous metal	Non-ferrous food and beverage cans	0.00	0.00	0.00	0.00
	Aerosols	0.00		0.00	
	Foil	0.00		0.00	
	Other packaging	0.00		0.00	
	Re useable non ferrous items	0.00		0.00	
Putrescibles	Raw fruit and vegetable matter	0.00	0.11	0.00	0.00
	Cooked or prepared food	0.11		0.00	
	Green garden waste	0.00		0.00	
	Woody garden waste	0.00		0.00	
	Soil	0.00		0.00	
	Other putrescibles	0.00		0.00	
Fines	Particles <10mm	0.00	0.00	0.00	0.00
WEEE	List	0.00	0.00	0.00	0.00
HHW	List	0.00	0.00	0.00	0.00
Total		100.00	100.00	3.73	3.73
Contamination		1.31		0.05	

B10: ACORN 3H Glass recycling – winter 2010

Primary cats	Sub-category	ACORN 3H Glass recycling			
		Concentration %		kg/hh/week	
Paper and card	Newspaper and magazines	0.00	0.00	0.00	0.00
	Directories and catalogues inc yellow pages	0.00		0.00	
	Junk mail and other recyclable paper	0.00		0.00	
	Paper packaging	0.00		0.00	
	Wall paper, tissues, hand towels, other non recyclable paper	0.00		0.00	
	Liquid cartons	0.00		0.00	
	Cardboard non corrugated	0.00		0.00	
	Cardboard corrugated	0.00		0.00	
Plastic film	Refuse sacks and other plastic film	0.00	0.00	0.00	0.00
	Carrier bags and packaging film	0.00		0.00	
Dense plastic	PET clear and coloured bottles	0.00	0.00	0.00	0.00
	HDPE opaque and coloured bottles	0.00		0.00	
	PVC clear and coloured bottles	0.00		0.00	
	Other rigid plastic packaging	0.00		0.00	
	Polystyrene	0.00		0.00	
	Video tapes/ music tapes	0.00		0.00	
	CDs, DVDs	0.00		0.00	
	Other rigid plastic	0.00		0.00	
Other re usable rigid plastic items	0.00	0.00	0.00		
Textiles	Re usable clothes	0.00	0.00	0.00	0.00
	Other reusable textiles	0.00		0.00	
	Non reusable	0.00		0.00	
Misc. combustible	Reusable Shoes, belts and bags	0.00	0.00	0.00	0.00
	Wood and cork packaging	0.00		0.00	
	Wood and cork non packaging	0.00		0.00	
	Kitchen units	0.00		0.00	
	Reusable furniture	0.00		0.00	
	Non reusable furniture	0.00		0.00	
	Carpet, underlay and carpet floor tiles	0.00		0.00	
	Sanitary waste	0.00		0.00	
	Nappies	0.00		0.00	
	Other combustible	0.00		0.00	
Misc. non-combustible	Ceramics	0.00	0.00	0.00	0.00
	Hardcore	0.00		0.00	
	Other DIY rubble	0.00		0.00	
	Other non-combustible	0.00		0.00	
Glass	Brown glass containers	6.67	100.00	0.11	1.68
	Green glass containers	43.34		0.73	
	Clear glass containers	46.17		0.78	
	Plate glass	0.00		0.00	
	Other reusable glass items list	0.00		0.00	
	Light bulbs	0.00		0.00	
	Other glass	3.82		0.06	
Ferrous metal	Ferrous food and beverage cans	0.00	0.00	0.00	0.00
	Aerosols	0.00		0.00	
	Other packaging	0.00		0.00	
	Re usable ferrous items	0.00		0.00	
	Other ferrous	0.00		0.00	
Non-ferrous metal	Non-ferrous food and beverage cans	0.00	0.00	0.00	0.00
	Aerosols	0.00		0.00	
	Foil	0.00		0.00	
	Other packaging	0.00		0.00	
	Re useable non ferrous items	0.00		0.00	
Putrescibles	Other non-ferrous	0.00	0.00	0.00	0.00
	Raw fruit and vegetable matter	0.00		0.00	
	Cooked or prepared food	0.00		0.00	
	Green garden waste	0.00		0.00	
	Woody garden waste	0.00		0.00	
	Soil	0.00		0.00	
Other putrescibles	0.00	0.00			
Fines	Particles <10mm	0.00	0.00	0.00	0.00
WEEE	List	0.00	0.00	0.00	0.00
HHW	List	0.00	0.00	0.00	0.00
Total		100.00	100.00	1.68	1.68
Contamination		3.82		0.06	

B11: ACORN 1 Plastic and cans recycling – winter 2010

Primary cats	Sub-category	ACORN 3H Plastic and Cans recycling			
		Concentration %		kg/hh/week	
Paper and card	Newspaper and magazines	0.91	1.00	0.01	0.01
	Directories and catalogues inc yellow pages	0.00		0.00	
	Junk mail and other recyclable paper	0.00		0.00	
	Paper packaging	0.00		0.00	
	Wall paper, tissues, hand towels, other non recyclable paper	0.00		0.00	
	Liquid cartons	0.00		0.00	
	Cardboard non corrugated	0.08		0.00	
	Cardboard corrugated	0.00		0.00	
	Refuse sacks and other plastic film	0.25		0.33	
Carrier bags and packaging film	0.08	0.00			
Dense plastic	PET clear and coloured bottles	24.56	49.09	0.14	0.28
	HDPE opaque and coloured bottles	17.54		0.10	
	PVC clear and coloured bottles	0.00		0.00	
	Other rigid plastic packaging	6.98		0.04	
	Polystyrene	0.00		0.00	
	Video tapes/ music tapes	0.00		0.00	
	CDs, DVDs	0.00		0.00	
	Other rigid plastic	0.00		0.00	
	Other re usable rigid plastic items	0.00		0.00	
Textiles	Re usable clothes	0.00	0.00	0.00	0.00
	Other reusable textiles	0.00		0.00	
	Non reusable	0.00		0.00	
Misc. combustible	Reusable Shoes, belts and bags	0.00	0.25	0.00	0.00
	Wood and cork packaging	0.00		0.00	
	Wood and cork non packaging	0.00		0.00	
	Kitchen units	0.00		0.00	
	Reusable furniture	0.00		0.00	
	Non reusable furniture	0.00		0.00	
	Carpet, underlay and carpet floor tiles	0.00		0.00	
	Sanitary waste	0.00		0.00	
	Nappies	0.00		0.00	
Misc. non-combustible	Other combustible	0.25	0.00	0.00	0.00
	Ceramics	0.00		0.00	
	Hardcore	0.00		0.00	
	Other DIY rubble	0.00		0.00	
Glass	Other non-combustible	0.00	0.67	0.00	0.00
	Brown glass containers	0.00		0.00	
	Green glass containers	0.00		0.00	
	Clear glass containers	0.67		0.00	
	Plate glass	0.00		0.00	
	Other reusable glass items list	0.00		0.00	
	Light bulbs	0.00		0.00	
Ferrous metal	Other glass	0.00	38.15	0.00	0.22
	Ferrous food and beverage cans	38.15		0.22	
	Aerosols	0.00		0.00	
	Other packaging	0.00		0.00	
	Re usable ferrous items	0.00		0.00	
Non-ferrous metal	Other ferrous	0.00	10.52	0.00	0.06
	Non-ferrous food and beverage cans	9.98		0.06	
	Aerosols	0.29		0.00	
	Foil	0.25		0.00	
	Other packaging	0.00		0.00	
	Re useable non ferrous items	0.00		0.00	
Putrescibles	Other non-ferrous	0.00	0.00	0.00	0.00
	Raw fruit and vegetable matter	0.00		0.00	
	Cooked or prepared food	0.00		0.00	
	Green garden waste	0.00		0.00	
	Woody garden waste	0.00		0.00	
	Soil	0.00		0.00	
Fines	Other putrescibles	0.00	0.00		
WEEE	Particles <10mm	0.00	0.00	0.00	0.00
HHW	List	0.00	0.00	0.00	0.00
Total		100.00	100.00	0.58	0.58
Contamination		2.24		0.01	

B12: ACORN 3I Residual waste – winter 2010

Primary cats	Sub-category	ACORN 3I Residual waste			
		Concentration %		kg/hh/week	
Paper and card	Newspaper and magazines	1.52	14.68	0.10	0.93
	Directories and catalogues inc yellow pages	0.00		0.00	
	Junk mail and other recyclable paper	4.51		0.29	
	Paper packaging	0.49		0.03	
	Wall paper, tissues, hand towels, other non recyclable paper	5.05		0.32	
	Liquid cartons	0.40		0.03	
	Cardboard non corrugated	2.26		0.14	
	Cardboard corrugated	0.45		0.03	
Plastic film	Refuse sacks and other plastic film	0.69	6.93	0.04	0.44
	Carrier bags and packaging film	6.25		0.40	
Dense plastic	PET clear and coloured bottles	0.24	5.31	0.02	0.34
	HDPE opaque and coloured bottles	0.10		0.01	
	PVC clear and coloured bottles	0.00		0.00	
	Other rigid plastic packaging	3.70		0.24	
	Polystyrene	0.27		0.02	
	Video tapes/ music tapes	0.11		0.01	
	CDs, DVDs	0.01		0.00	
	Other rigid plastic	0.22		0.01	
Textiles	Re usable clothes	0.00	3.46	0.00	0.22
	Other reusable textiles	1.34		0.09	
	Non reusable	2.11		0.13	
Misc. combustible	Reusable Shoes, belts and bags	1.32	3.27	0.08	0.21
	Wood and cork packaging	0.02		0.00	
	Wood and cork non packaging	0.57		0.04	
	Kitchen units	0.00		0.00	
	Reusable furniture	0.00		0.00	
	Non reusable furniture	0.00		0.00	
	Carpet, underlay and carpet floor tiles	0.00		0.00	
	Sanitary waste	0.26		0.02	
	Nappies	0.18		0.01	
	Other combustible	0.92		0.06	
Misc. non-combustible	Ceramics	0.35	1.49	0.02	0.09
	Hardcore	0.00		0.00	
	Other DIY rubble	1.01		0.06	
	Other non-combustible	0.13		0.01	
Glass	Brown glass containers	0.09	1.03	0.01	0.07
	Green glass containers	0.00		0.00	
	Clear glass containers	0.63		0.04	
	Plate glass	0.00		0.00	
	Other reusable glass items list	0.00		0.00	
	Light bulbs	0.13		0.01	
	Other glass	0.18		0.01	
Ferrous metal	Ferrous food and beverage cans	1.32	1.95	0.08	0.12
	Aerosols	0.00		0.00	
	Other packaging	0.08		0.00	
	Re usable ferrous items	0.20		0.01	
	Other ferrous	0.35		0.02	
Non-ferrous metal	Non-ferrous food and beverage cans	0.06	1.00	0.00	0.06
	Aerosols	0.15		0.01	
	Foil	0.72		0.05	
	Other packaging	0.00		0.00	
	Re useable non ferrous items	0.00		0.00	
	Other non-ferrous	0.06		0.00	
Putrescibles	Raw fruit and vegetable matter	25.09	58.20	1.59	3.70
	Cooked or prepared food	20.45		1.30	
	Green garden waste	1.58		0.10	
	Woody garden waste	0.00		0.00	
	Soil	0.00		0.00	
	Other putrescibles	11.08		0.70	
Fines	Particles <10mm	1.18	1.18	0.07	0.07
WEEE	List	1.39	1.39	0.09	0.09
HHW	List	0.12	0.12	0.01	0.01
Total		100.00	100.00	6.35	6.35
Total potentially recyclable		17.19		1.09	

B13: ACORN 3I Garden waste – winter 2010

Primary cats	Sub-category	ACORN 3I Garden Waste			
		Concentration %		kg/hh/week	
Paper and card	Newspaper and magazines	0.00	0.00	0.00	0.00
	Directories and catalogues inc yellow pages	0.00		0.00	
	Junk mail and other recyclable paper	0.00		0.00	
	Paper packaging	0.00		0.00	
	Wall paper, tissues, hand towels, other non recyclable paper	0.00		0.00	
	Liquid cartons	0.00		0.00	
	Cardboard non corrugated	0.00		0.00	
	Cardboard corrugated	0.00		0.00	
Plastic film	Refuse sacks and other plastic film	0.00	0.00	0.00	0.00
	Carrier bags and packaging film	0.00		0.00	
Dense plastic	PET clear and coloured bottles	0.00	0.00	0.00	0.00
	HDPE opaque and coloured bottles	0.00		0.00	
	PVC clear and coloured bottles	0.00		0.00	
	Other rigid plastic packaging	0.00		0.00	
	Polystyrene	0.00		0.00	
	Video tapes/ music tapes	0.00		0.00	
	CDs, DVDs	0.00		0.00	
	Other rigid plastic	0.00		0.00	
	Other re usable rigid plastic items	0.00		0.00	
Textiles	Re usable clothes	0.00	0.00	0.00	0.00
	Other reusable textiles	0.00		0.00	
	Non reusable	0.00		0.00	
Misc. combustible	Reusable Shoes, belts and bags	0.00	0.00	0.00	0.00
	Wood and cork packaging	0.00		0.00	
	Wood and cork non packaging	0.00		0.00	
	Kitchen units	0.00		0.00	
	Reusable furniture	0.00		0.00	
	Non reusable furniture	0.00		0.00	
	Carpet, underlay and carpet floor tiles	0.00		0.00	
	Sanitary waste	0.00		0.00	
	Nappies	0.00		0.00	
	Other combustible	0.00		0.00	
Misc. non-combustible	Ceramics	0.00	0.00	0.00	0.00
	Hardcore	0.00		0.00	
	Other DIY rubble	0.00		0.00	
	Other non-combustible	0.00		0.00	
Glass	Brown glass containers	0.00	0.00	0.00	0.00
	Green glass containers	0.00		0.00	
	Clear glass containers	0.00		0.00	
	Plate glass	0.00		0.00	
	Other reusable glass items list	0.00		0.00	
	Light bulbs	0.00		0.00	
	Other glass	0.00		0.00	
Ferrous metal	Ferrous food and beverage cans	0.00	0.00	0.00	0.00
	Aerosols	0.00		0.00	
	Other packaging	0.00		0.00	
	Re usable ferrous items	0.00		0.00	
	Other ferrous	0.00		0.00	
Non-ferrous metal	Non-ferrous food and beverage cans	0.00	0.00	0.00	0.00
	Aerosols	0.00		0.00	
	Foil	0.00		0.00	
	Other packaging	0.00		0.00	
	Re useable non ferrous items	0.00		0.00	
	Other non-ferrous	0.00		0.00	
Putrescibles	Raw fruit and vegetable matter	0.00	100.00	0.00	0.31
	Cooked or prepared food	0.00		0.00	
	Green garden waste	19.82		0.06	
	Woody garden waste	59.80		0.18	
	Soil	20.39		0.06	
	Other putrescibles	0.00		0.00	
Fines	Particles <10mm	0.00	0.00	0.00	0.00
WEEE	List	0.00	0.00	0.00	0.00
HHW	List	0.00	0.00	0.00	0.00
Total		100.00	100.00	0.31	0.31
Contamination		0.00		0.00	

B14: ACORN 3I Paper and card recycling week 1- winter 2010

Primary cats	Sub-category	ACORN 3I Paper and Card recycling			
		Concentration %		kg/hh/week	
Paper and card	Newspaper and magazines	53.09	99.93	2.11	3.97
	Directories and catalogues inc yellow pages	29.53		1.17	
	Junk mail and other recyclable paper	6.20		0.25	
	Paper packaging	0.08		0.00	
	Wall paper, tissues, hand towels, other non recyclable paper	0.27		0.01	
	Liquid cartons	0.00		0.00	
	Cardboard non corrugated	7.10		0.28	
	Cardboard corrugated	3.67		0.15	
Plastic film	Refuse sacks and other plastic film	0.00	0.07	0.00	0.00
	Carrier bags and packaging film	0.07		0.00	
Dense plastic	PET clear and coloured bottles	0.00	0.00	0.00	0.00
	HDPE opaque and coloured bottles	0.00		0.00	
	PVC clear and coloured bottles	0.00		0.00	
	Other rigid plastic packaging	0.00		0.00	
	Polystyrene	0.00		0.00	
	Video tapes/ music tapes	0.00		0.00	
	CDs, DVDs	0.00		0.00	
	Other rigid plastic	0.00		0.00	
Other re usable rigid plastic items	0.00	0.00			
Textiles	Re usable clothes	0.00	0.00	0.00	0.00
	Other reusable textiles	0.00		0.00	
	Non reusable	0.00		0.00	
Misc. combustible	Reusable Shoes, belts and bags	0.00	0.00	0.00	0.00
	Wood and cork packaging	0.00		0.00	
	Wood and cork non packaging	0.00		0.00	
	Kitchen units	0.00		0.00	
	Reusable furniture	0.00		0.00	
	Non reusable furniture	0.00		0.00	
	Carpet, underlay and carpet floor tiles	0.00		0.00	
	Sanitary waste	0.00		0.00	
	Nappies	0.00		0.00	
Other combustible	0.00	0.00			
Misc. non-combustible	Ceramics	0.00	0.00	0.00	0.00
	Hardcore	0.00		0.00	
	Other DIY rubble	0.00		0.00	
	Other non-combustible	0.00		0.00	
Glass	Brown glass containers	0.00	0.00	0.00	0.00
	Green glass containers	0.00		0.00	
	Clear glass containers	0.00		0.00	
	Plate glass	0.00		0.00	
	Other reusable glass items list	0.00		0.00	
	Light bulbs	0.00		0.00	
	Other glass	0.00		0.00	
Ferrous metal	Ferrous food and beverage cans	0.00	0.00	0.00	0.00
	Aerosols	0.00		0.00	
	Other packaging	0.00		0.00	
	Re usable ferrous items	0.00		0.00	
	Other ferrous	0.00		0.00	
Non-ferrous metal	Non-ferrous food and beverage cans	0.00	0.00	0.00	0.00
	Aerosols	0.00		0.00	
	Foil	0.00		0.00	
	Other packaging	0.00		0.00	
	Re useable non ferrous items	0.00		0.00	
	Other non-ferrous	0.00		0.00	
Putrescibles	Raw fruit and vegetable matter	0.00	0.00	0.00	0.00
	Cooked or prepared food	0.00		0.00	
	Green garden waste	0.00		0.00	
	Woody garden waste	0.00		0.00	
	Soil	0.00		0.00	
	Other putrescibles	0.00		0.00	
Fines	Particles <10mm	0.00	0.00	0.00	0.00
WEEE	List	0.00	0.00	0.00	0.00
HHW	List	0.00	0.00	0.00	0.00
Total		100.00	100.00	3.98	3.98
Contamination		0.33		0.01	

B15: ACORN 3I Paper and card recycling week 2- winter 2010

Primary cats	Sub-category	ACORN 3I Paper and Card recycling			
		Concentration %		kg/hh/week	
Paper and card	Newspaper and magazines	50.26	99.94	1.23	2.45
	Directories and catalogues inc yellow pages	29.06		0.71	
	Junk mail and other recyclable paper	9.06		0.22	
	Paper packaging	0.24		0.01	
	Wall paper, tissues, hand towels, other non recyclable paper	0.18		0.00	
	Liquid cartons	0.36		0.01	
	Cardboard non corrugated	7.23		0.18	
	Cardboard corrugated	3.56		0.09	
Plastic film	Refuse sacks and other plastic film	0.00	0.06	0.00	0.00
	Carrier bags and packaging film	0.06		0.00	
Dense plastic	PET clear and coloured bottles	0.00	0.00	0.00	0.00
	HDPE opaque and coloured bottles	0.00		0.00	
	PVC clear and coloured bottles	0.00		0.00	
	Other rigid plastic packaging	0.00		0.00	
	Polystyrene	0.00		0.00	
	Video tapes/ music tapes	0.00		0.00	
	CDs, DVDs	0.00		0.00	
	Other rigid plastic	0.00		0.00	
Other re usable rigid plastic items	0.00	0.00			
Textiles	Re usable clothes	0.00	0.00	0.00	0.00
	Other reusable textiles	0.00		0.00	
	Non reusable	0.00		0.00	
Misc. combustible	Reusable Shoes, belts and bags	0.00	0.00	0.00	0.00
	Wood and cork packaging	0.00		0.00	
	Wood and cork non packaging	0.00		0.00	
	Kitchen units	0.00		0.00	
	Reusable furniture	0.00		0.00	
	Non reusable furniture	0.00		0.00	
	Carpet, underlay and carpet floor tiles	0.00		0.00	
	Sanitary waste	0.00		0.00	
	Nappies	0.00		0.00	
Other combustible	0.00	0.00			
Misc. non-combustible	Ceramics	0.00	0.00	0.00	0.00
	Hardcore	0.00		0.00	
	Other DIY rubble	0.00		0.00	
	Other non-combustible	0.00		0.00	
Glass	Brown glass containers	0.00	0.00	0.00	0.00
	Green glass containers	0.00		0.00	
	Clear glass containers	0.00		0.00	
	Plate glass	0.00		0.00	
	Other reusable glass items list	0.00		0.00	
	Light bulbs	0.00		0.00	
	Other glass	0.00		0.00	
Ferrous metal	Ferrous food and beverage cans	0.00	0.00	0.00	0.00
	Aerosols	0.00		0.00	
	Other packaging	0.00		0.00	
	Re usable ferrous items	0.00		0.00	
	Other ferrous	0.00		0.00	
Non-ferrous metal	Non-ferrous food and beverage cans	0.00	0.00	0.00	0.00
	Aerosols	0.00		0.00	
	Foil	0.00		0.00	
	Other packaging	0.00		0.00	
	Re useable non ferrous items	0.00		0.00	
Putrescibles	Other non-ferrous	0.00	0.00	0.00	0.00
	Raw fruit and vegetable matter	0.00		0.00	
	Cooked or prepared food	0.00		0.00	
	Green garden waste	0.00		0.00	
	Woody garden waste	0.00		0.00	
	Soil	0.00		0.00	
Fines	Other putrescibles	0.00	0.00	0.00	0.00
	Particles <10mm	0.00		0.00	
WEEE	List	0.00	0.00	0.00	0.00
HHW	List	0.00	0.00	0.00	0.00
Total		100.00	100.00	2.45	2.45
Contamination		0.60		0.01	

B16: ACORN 3I Plastic bottles, cans and glass recycling week 1 – winter 2010

Primary cats		ACORN 3I Plastic, Cans and Glass recycling			
Sub-category		Concentration %		kg/hh/week	
Paper and card	Newspaper and magazines	0.00	0.25	0.00	0.00
	Directories and catalogues inc yellow pages	0.00		0.00	
	Junk mail and other recyclable paper	0.00		0.00	
	Paper packaging	0.00		0.00	
	Wall paper, tissues, hand towels, other non recyclable paper	0.00		0.00	
	Liquid cartons	0.25		0.00	
	Cardboard non corrugated	0.00		0.00	
	Cardboard corrugated	0.00		0.00	
Plastic film	Refuse sacks and other plastic film	0.00	0.00	0.00	0.00
	Carrier bags and packaging film	0.00		0.00	
Dense plastic	PET clear and coloured bottles	8.37	17.58	0.13	0.27
	HDPE opaque and coloured bottles	6.67		0.10	
	PVC clear and coloured bottles	0.71		0.01	
	Other rigid plastic packaging	1.84		0.03	
	Polystyrene	0.00		0.00	
	Video tapes/ music tapes	0.00		0.00	
	CDs, DVDs	0.00		0.00	
	Other rigid plastic	0.00		0.00	
Other re usable rigid plastic items	0.00	0.00			
Textiles	Re usable clothes	0.00	0.00	0.00	0.00
	Other reusable textiles	0.00		0.00	
	Non reusable	0.00		0.00	
Misc. combustible	Reusable Shoes, belts and bags	0.00	0.00	0.00	0.00
	Wood and cork packaging	0.00		0.00	
	Wood and cork non packaging	0.00		0.00	
	Kitchen units	0.00		0.00	
	Reusable furniture	0.00		0.00	
	Non reusable furniture	0.00		0.00	
	Carpet, underlay and carpet floor tiles	0.00		0.00	
	Sanitary waste	0.00		0.00	
	Nappies	0.00		0.00	
Other combustible	0.00	0.00			
Misc. non-combustible	Ceramics	0.00	0.00	0.00	0.00
	Hardcore	0.00		0.00	
	Other DIY rubble	0.00		0.00	
	Other non-combustible	0.00		0.00	
Glass	Brown glass containers	11.05	63.56	0.17	0.97
	Green glass containers	20.02		0.31	
	Clear glass containers	31.92		0.49	
	Plate glass	0.00		0.00	
	Other reusable glass items list	0.00		0.00	
	Light bulbs	0.00		0.00	
	Other glass	0.56		0.01	
Ferrous metal	Ferrous food and beverage cans	11.41	15.50	0.17	0.24
	Aerosols	2.65		0.04	
	Other packaging	0.00		0.00	
	Re usable ferrous items	0.00		0.00	
	Other ferrous	1.45		0.02	
Non-ferrous metal	Non-ferrous food and beverage cans	1.31	1.91	0.02	0.03
	Aerosols	0.60		0.01	
	Foil	0.00		0.00	
	Other packaging	0.00		0.00	
	Re useable non ferrous items	0.00		0.00	
Putrescibles	Other non-ferrous	0.00	1.02	0.00	0.02
	Raw fruit and vegetable matter	0.00		0.00	
	Cooked or prepared food	1.02		0.02	
	Green garden waste	0.00		0.00	
	Woody garden waste	0.00		0.00	
	Soil	0.00		0.00	
Fines	Other putrescibles	0.00	0.00	0.00	0.00
	Particles <10mm	0.00		0.00	
WEEE	List	0.18	0.18	0.00	0.00
HHW	List	0.00	0.00	0.00	0.00
Total		100.00	100.00	1.53	1.53
Contamination		3.46		0.05	

WEEE

Air freshener

B17: ACORN 3I Plastic bottles, cans and glass recycling week 2- winter 2010

		ACORN 3I Plastic, Cans and Glass recycling			
Primary cats	Sub-category	Concentration %		kg/hh/week	
Paper and card	Newspaper and magazines	0.00	0.18	0.00	0.00
	Directories and catalogues inc yellow pages	0.00		0.00	
	Junk mail and other recyclable paper	0.00		0.00	
	Paper packaging	0.00		0.00	
	Wall paper, tissues, hand towels, other non recyclable paper	0.00		0.00	
	Liquid cartons	0.18		0.00	
	Cardboard non corrugated	0.00		0.00	
	Cardboard corrugated	0.00		0.00	
Plastic film	Refuse sacks and other plastic film	0.00	0.08	0.00	0.00
	Carrier bags and packaging film	0.08		0.00	
Dense plastic	PET clear and coloured bottles	11.16	16.94	0.12	0.18
	HDPE opaque and coloured bottles	3.28		0.03	
	PVC clear and coloured bottles	0.00		0.00	
	Other rigid plastic packaging	2.16		0.02	
	Polystyrene	0.00		0.00	
	Video tapes/ music tapes	0.00		0.00	
	CDs, DVDs	0.00		0.00	
	Other rigid plastic	0.33		0.00	
Other re usable rigid plastic items	0.00	0.00			
Textiles	Re usable clothes	0.00	0.00	0.00	0.00
	Other reusable textiles	0.00		0.00	
	Non reusable	0.00		0.00	
Misc. combustible	Reusable Shoes, belts and bags	0.00	0.00	0.00	0.00
	Wood and cork packaging	0.00		0.00	
	Wood and cork non packaging	0.00		0.00	
	Kitchen units	0.00		0.00	
	Reusable furniture	0.00		0.00	
	Non reusable furniture	0.00		0.00	
	Carpet, underlay and carpet floor tiles	0.00		0.00	
	Sanitary waste	0.00		0.00	
	Nappies	0.00		0.00	
	Other combustible	0.00		0.00	
Misc. non-combustible	Ceramics	0.00	0.00	0.00	0.00
	Hardcore	0.00		0.00	
	Other DIY rubble	0.00		0.00	
	Other non-combustible	0.00		0.00	
Glass	Brown glass containers	6.84	64.32	0.07	0.68
	Green glass containers	15.67		0.17	
	Clear glass containers	41.02		0.44	
	Plate glass	0.00		0.00	
	Other reusable glass items list	0.79		0.01	
	Light bulbs	0.00		0.00	
	Other glass	0.00		0.00	
Ferrous metal	Ferrous food and beverage cans	13.05	15.56	0.14	0.17
	Aerosols	1.37		0.01	
	Other packaging	0.00		0.00	
	Re usable ferrous items	0.00		0.00	
	Other ferrous	1.14		0.01	
Non-ferrous metal	Non-ferrous food and beverage cans	2.90	2.92	0.03	0.03
	Aerosols	0.03		0.00	
	Foil	0.00		0.00	
	Other packaging	0.00		0.00	
	Re useable non ferrous items	0.00		0.00	
	Other non-ferrous	0.00		0.00	
Putrescibles	Raw fruit and vegetable matter	0.00	0.00	0.00	0.00
	Cooked or prepared food	0.00		0.00	
	Green garden waste	0.00		0.00	
	Woody garden waste	0.00		0.00	
	Soil	0.00		0.00	
	Other putrescibles	0.00		0.00	
Fines	Particles <10mm	0.00	0.00	0.00	0.00
WEEE	List	0.00	0.00	0.00	0.00
HHW	List	0.00	0.00	0.00	0.00
Total		100.00	100.00	1.06	1.06
Contamination		2.52		0.03	

B18: ACORN 4 Residual waste – winter 2010

		ACORN 4 Residual waste			
Primary cats	Sub-category	Concentration %		kg/hh/week	
Paper and card	Newspaper and magazines	1.96	11.88	0.14	0.85
	Directories and catalogues inc yellow pages	0.83		0.06	
	Junk mail and other recyclable paper	1.88		0.13	
	Paper packaging	0.74		0.05	
	Wall paper, tissues, hand towels, other non recyclable paper	3.28		0.24	
	Liquid cartons	0.50		0.04	
	Cardboard non corrugated	2.39		0.17	
	Cardboard corrugated	0.32		0.02	
Plastic film	Refuse sacks and other plastic film	1.27	5.24	0.09	0.38
	Carrier bags and packaging film	3.97		0.29	
Dense plastic	PET clear and coloured bottles	0.56	4.94	0.04	0.35
	HDPE opaque and coloured bottles	0.61		0.04	
	PVC clear and coloured bottles	0.00		0.00	
	Other rigid plastic packaging	2.93		0.21	
	Polystyrene	0.26		0.02	
	Video tapes/ music tapes	0.10		0.01	
	CDs, DVDs	0.04		0.00	
	Other rigid plastic	0.16		0.01	
	Other re usable rigid plastic items	0.30		0.02	
	Re usable clothes	1.08		0.08	
Textiles	Other reusable textiles	1.45	3.57	0.10	0.26
	Non reusable	1.04		0.07	
	Reusable Shoes, belts and bags	0.91		0.07	
Misc. combustible	Wood and cork packaging	0.02	8.30	0.00	0.60
	Wood and cork non packaging	0.66		0.05	
	Kitchen units	0.00		0.00	
	Reusable furniture	0.00		0.00	
	Non reusable furniture	0.00		0.00	
	Carpet, underlay and carpet floor tiles	0.00		0.00	
	Sanitary waste	0.39		0.03	
	Nappies	5.24		0.38	
	Other combustible	1.08		0.08	
	Misc. non-combustible	Ceramics		0.43	
Hardcore		0.00	0.00		
Other DIY rubble		0.00	0.00		
Other non-combustible		0.00	0.00		
Glass	Brown glass containers	1.12	9.69	0.08	0.70
	Green glass containers	3.12		0.22	
	Clear glass containers	5.07		0.36	
	Plate glass	0.00		0.00	
	Other reusable glass items list	0.00		0.00	
	Light bulbs	0.01		0.00	
	Other glass	0.38		0.03	
Ferrous metal	Ferrous food and beverage cans	1.39	2.11	0.10	0.15
	Aerosols	0.13		0.01	
	Other packaging	0.07		0.01	
	Re usable ferrous items	0.18		0.01	
	Other ferrous	0.34		0.02	
Non-ferrous metal	Non-ferrous food and beverage cans	0.43	1.23	0.03	0.09
	Aerosols	0.10		0.01	
	Foil	0.51		0.04	
	Other packaging	0.00		0.00	
	Re useable non ferrous items	0.18		0.01	
Putrescibles	Other non-ferrous	0.00	47.16	0.00	3.39
	Raw fruit and vegetable matter	17.60		1.26	
	Cooked or prepared food	17.88		1.28	
	Green garden waste	0.00		0.00	
	Woody garden waste	0.00		0.00	
	Soil	0.00		0.00	
Other putrescibles	11.68	0.84			
Fines	Particles <10mm	5.05	5.05	0.36	0.36
WEEE	List	0.34	0.34	0.02	0.02
HHW	List	0.06	0.06	0.00	0.00
Total		100.00	100.00	7.18	7.18
Total potentially recyclable		14.84		1.07	

WEEE Xmas lights, lamp, aerial lead
 HHW Dead shrew, condoms, batteries

B19: ACORN 4 Garden waste – winter 2010

Nil presented

B20: ACORN 4 Paper and card recycling – winter 2010

Primary cats	Sub-category	ACORN 4 Paper and Card recycling			
		Concentration %	kg/hh/week		
Paper and card	Newspaper and magazines	27.57	87.84	0.09	0.28
	Directories and catalogues inc yellow pages	0.00		0.00	
	Junk mail and other recyclable paper	7.09		0.02	
	Paper packaging	0.14		0.00	
	Wall paper, tissues, hand towels, other non recyclable paper	5.35		0.02	
	Liquid cartons	0.51		0.00	
	Cardboard non corrugated	2.03		0.01	
	Cardboard corrugated	45.15		0.15	
Plastic film	Refuse sacks and other plastic film	1.45	6.01	0.00	0.02
	Carrier bags and packaging film	4.56		0.01	
Dense plastic	PET clear and coloured bottles	0.00	0.80	0.00	0.00
	HDPE opaque and coloured bottles	0.00		0.00	
	PVC clear and coloured bottles	0.00		0.00	
	Other rigid plastic packaging	0.80		0.00	
	Polystyrene	0.00		0.00	
	Video tapes/ music tapes	0.00		0.00	
	CDs, DVDs	0.00		0.00	
	Other rigid plastic	0.00		0.00	
	Other re usable rigid plastic items	0.00		0.00	
Textiles	Re usable clothes	0.00	0.00	0.00	0.00
	Other reusable textiles	0.00		0.00	
	Non reusable	0.00		0.00	
Misc. combustible	Reusable Shoes, belts and bags	0.00	0.00	0.00	0.00
	Wood and cork packaging	0.00		0.00	
	Wood and cork non packaging	0.00		0.00	
	Kitchen units	0.00		0.00	
	Reusable furniture	0.00		0.00	
	Non reusable furniture	0.00		0.00	
	Carpet, underlay and carpet floor tiles	0.00		0.00	
	Sanitary waste	0.00		0.00	
	Nappies	0.00		0.00	
	Other combustible	0.00		0.00	
Misc. non-combustible	Ceramics	0.00	0.00	0.00	0.00
	Hardcore	0.00		0.00	
	Other DIY rubble	0.00		0.00	
	Other non-combustible	0.00		0.00	
Glass	Brown glass containers	0.00	4.41	0.00	0.01
	Green glass containers	0.00		0.00	
	Clear glass containers	4.41		0.01	
	Plate glass	0.00		0.00	
	Other reusable glass items list	0.00		0.00	
	Light bulbs	0.00		0.00	
	Other glass	0.00		0.00	
Ferrous metal	Ferrous food and beverage cans	0.00	0.00	0.00	0.00
	Aerosols	0.00		0.00	
	Other packaging	0.00		0.00	
	Re usable ferrous items	0.00		0.00	
	Other ferrous	0.00		0.00	
Non-ferrous metal	Non-ferrous food and beverage cans	0.00	0.00	0.00	0.00
	Aerosols	0.00		0.00	
	Foil	0.00		0.00	
	Other packaging	0.00		0.00	
	Re useable non ferrous items	0.00		0.00	
	Other non-ferrous	0.00		0.00	
Putrescibles	Raw fruit and vegetable matter	0.00	0.94	0.00	0.00
	Cooked or prepared food	0.94		0.00	
	Green garden waste	0.00		0.00	
	Woody garden waste	0.00		0.00	
	Soil	0.00		0.00	
	Other putrescibles	0.00		0.00	
Fines	Particles <10mm	0.00	0.00	0.00	0.00
WEEE	List	0.00	0.00	0.00	0.00
HHW	List	0.00	0.00	0.00	0.00
Total		100.00	100.00	0.32	0.32
Contamination		18.02		0.06	

B21: ACORN 4 Plastic and cans recycling – winter 2010

Primary cats	Sub-category	ACORN 4 Plastic and Cans recycling			
		Concentration %	kg/hh/week		
Paper and card	Newspaper and magazines	5.24	6.87	0.02	0.02
	Directories and catalogues inc yellow pages	0.00		0.00	
	Junk mail and other recyclable paper	1.63		0.01	
	Paper packaging	0.00		0.00	
	Wall paper, tissues, hand towels, other non recyclable paper	0.00		0.00	
	Liquid cartons	0.00		0.00	
	Cardboard non corrugated	0.00		0.00	
	Cardboard corrugated	0.00		0.00	
Plastic film	Refuse sacks and other plastic film	0.00	0.00	0.00	0.00
	Carrier bags and packaging film	0.00		0.00	
Dense plastic	PET clear and coloured bottles	13.61	43.47	0.05	0.15
	HDPE opaque and coloured bottles	19.46		0.07	
	PVC clear and coloured bottles	0.00		0.00	
	Other rigid plastic packaging	10.41		0.04	
	Polystyrene	0.00		0.00	
	Video tapes/ music tapes	0.00		0.00	
	CDs, DVDs	0.00		0.00	
	Other rigid plastic	0.00		0.00	
	Other re usable rigid plastic items	0.00		0.00	
Textiles	Re usable clothes	0.00	0.68	0.00	0.00
	Other reusable textiles	0.00		0.00	
	Non reusable	0.68		0.00	
Misc. combustible	Reusable Shoes, belts and bags	0.00	0.61	0.00	0.00
	Wood and cork packaging	0.00		0.00	
	Wood and cork non packaging	0.00		0.00	
	Kitchen units	0.00		0.00	
	Reusable furniture	0.00		0.00	
	Non reusable furniture	0.00		0.00	
	Carpet, underlay and carpet floor tiles	0.00		0.00	
	Sanitary waste	0.00		0.00	
	Nappies	0.00		0.00	
	Other combustible	0.61		0.00	
Misc. non-combustible	Ceramics	0.00	0.00	0.00	0.00
	Hardcore	0.00		0.00	
	Other DIY rubble	0.00		0.00	
	Other non-combustible	0.00		0.00	
Glass	Brown glass containers	0.00	0.00	0.00	0.00
	Green glass containers	0.00		0.00	
	Clear glass containers	0.00		0.00	
	Plate glass	0.00		0.00	
	Other reusable glass items list	0.00		0.00	
	Light bulbs	0.00		0.00	
	Other glass	0.00		0.00	
Ferrous metal	Ferrous food and beverage cans	30.00	31.50	0.10	0.11
	Aerosols	1.50		0.01	
	Other packaging	0.00		0.00	
	Re usable ferrous items	0.00		0.00	
	Other ferrous	0.00		0.00	
Non-ferrous metal	Non-ferrous food and beverage cans	7.89	9.25	0.03	0.03
	Aerosols	1.16		0.00	
	Foil	0.20		0.00	
	Other packaging	0.00		0.00	
	Re useable non ferrous items	0.00		0.00	
	Other non-ferrous	0.00		0.00	
Putrescibles	Raw fruit and vegetable matter	0.00	7.62	0.00	0.03
	Cooked or prepared food	7.62		0.03	
	Green garden waste	0.00		0.00	
	Woody garden waste	0.00		0.00	
	Soil	0.00		0.00	
	Other putrescibles	0.00		0.00	
Fines	Particles <10mm	0.00	0.00	0.00	0.00
WEEE	List	0.00	0.00	0.00	0.00
HHW	List	0.00	0.00	0.00	0.00
Total		100.00	100.00	0.34	0.34
Contamination		15.78		0.05	

B22: ACORN 5 Residual waste – winter 2010

Primary cats	Sub-category	ACORN 5 Residual waste			
		Concentration %		kg/hh/week	
Paper and card	Newspaper and magazines	1.75	11.34	0.17	1.08
	Directories and catalogues inc yellow pages	0.82		0.08	
	Junk mail and other recyclable paper	1.96		0.19	
	Paper packaging	1.03		0.10	
	Wall paper, tissues, hand towels, other non recyclable paper	2.58		0.25	
	Liquid cartons	0.26		0.02	
	Cardboard non corrugated	2.51		0.24	
	Cardboard corrugated	0.43		0.04	
Plastic film	Refuse sacks and other plastic film	0.80	5.68	0.08	0.54
	Carrier bags and packaging film	4.88		0.46	
Dense plastic	PET clear and coloured bottles	0.21	6.47	0.02	0.62
	HDPE opaque and coloured bottles	0.30		0.03	
	PVC clear and coloured bottles	0.00		0.00	
	Other rigid plastic packaging	3.18		0.30	
	Polystyrene	0.55		0.05	
	Video tapes/ music tapes	0.00		0.00	
	CDs, DVDs	0.13		0.01	
	Other rigid plastic	1.63		0.15	
	Other re usable rigid plastic items	0.46		0.04	
Textiles	Re usable clothes	1.07	2.11	0.10	0.20
	Other reusable textiles	0.00		0.00	
	Non reusable	1.05		0.10	
Misc. combustible	Reusable Shoes, belts and bags	0.51	10.99	0.05	1.05
	Wood and cork packaging	0.00		0.00	
	Wood and cork non packaging	0.87		0.08	
	Kitchen units	0.00		0.00	
	Reusable furniture	0.00		0.00	
	Non reusable furniture	0.00		0.00	
	Carpet, underlay and carpet floor tiles	0.12		0.01	
	Sanitary waste	0.53		0.05	
	Nappies	8.07		0.77	
	Other combustible	0.89		0.09	
Misc. non-combustible	Ceramics	0.32	3.09	0.03	0.29
	Hardcore	2.77		0.26	
	Other DIY rubble	0.00		0.00	
	Other non-combustible	0.00		0.00	
Glass	Brown glass containers	0.25	2.70	0.02	0.26
	Green glass containers	0.10		0.01	
	Clear glass containers	1.36		0.13	
	Plate glass	0.16		0.01	
	Other reusable glass items list	0.39		0.04	
	Light bulbs	0.06		0.01	
	Other glass	0.39		0.04	
Ferrous metal	Ferrous food and beverage cans	1.65	2.62	0.16	0.25
	Aerosols	0.22		0.02	
	Other packaging	0.00		0.00	
	Re usable ferrous items	0.27		0.03	
	Other ferrous	0.47		0.05	
Non-ferrous metal	Non-ferrous food and beverage cans	0.07	0.90	0.01	0.09
	Aerosols	0.14		0.01	
	Foil	0.60		0.06	
	Other packaging	0.00		0.00	
	Re useable non ferrous items	0.00		0.00	
	Other non-ferrous	0.10		0.01	
Putrescibles	Raw fruit and vegetable matter	19.10	50.91	1.82	4.84
	Cooked or prepared food	19.93		1.90	
	Green garden waste	0.25		0.02	
	Woody garden waste	0.00		0.00	
	Soil	0.14		0.01	
	Other putrescibles	11.50		1.09	
Fines	Particles <10mm	2.15	2.15	0.20	0.20
WEEE	List	0.00	0.00	0.00	0.00
HHW	List	1.04	1.04	0.10	0.10
Total		100.00	100.00	9.52	9.52
Total potentially recyclable		15.25		1.45	

WEEE
HHW

Head phones, coffee machine, DIGI box, mobile phone, air freshener, fire alarm
Paint, batteries, EE bulbs

B23: ACORN 5 Garden waste – winter 2010

		ACORN 5 Garden Waste			
Primary cats	Sub-category	Concentration %		kg/hh/week	
Paper and card	Newspaper and magazines	0.00	0.00	0.00	0.00
	Directories and catalogues inc yellow pages	0.00		0.00	
	Junk mail and other recyclable paper	0.00		0.00	
	Paper packaging	0.00		0.00	
	Wall paper, tissues, hand towels, other non recyclable paper	0.00		0.00	
	Liquid cartons	0.00		0.00	
	Cardboard non corrugated	0.00		0.00	
	Cardboard corrugated	0.00		0.00	
Plastic film	Refuse sacks and other plastic film	0.00	0.00	0.00	0.00
	Carrier bags and packaging film	0.00		0.00	
Dense plastic	PET clear and coloured bottles	0.00	0.00	0.00	0.00
	HDPE opaque and coloured bottles	0.00		0.00	
	PVC clear and coloured bottles	0.00		0.00	
	Other rigid plastic packaging	0.00		0.00	
	Polystyrene	0.00		0.00	
	Video tapes/ music tapes	0.00		0.00	
	CDs, DVDs	0.00		0.00	
	Other rigid plastic	0.00		0.00	
Other re usable rigid plastic items	0.00	0.00			
Textiles	Re usable clothes	0.00	0.00	0.00	0.00
	Other reusable textiles	0.00		0.00	
	Non reusable	0.00		0.00	
Misc. combustible	Reusable Shoes, belts and bags	0.00	0.00	0.00	0.00
	Wood and cork packaging	0.00		0.00	
	Wood and cork non packaging	0.00		0.00	
	Kitchen units	0.00		0.00	
	Reusable furniture	0.00		0.00	
	Non reusable furniture	0.00		0.00	
	Carpet, underlay and carpet floor tiles	0.00		0.00	
	Sanitary waste	0.00		0.00	
	Nappies	0.00		0.00	
Misc. non-combustible	Ceramics	0.00	0.00	0.00	0.00
	Hardcore	0.00		0.00	
	Other DIY rubble	0.00		0.00	
	Other non-combustible	0.00		0.00	
Glass	Brown glass containers	0.00	0.00	0.00	0.00
	Green glass containers	0.00		0.00	
	Clear glass containers	0.00		0.00	
	Plate glass	0.00		0.00	
	Other reusable glass items list	0.00		0.00	
	Light bulbs	0.00		0.00	
	Other glass	0.00		0.00	
Ferrous metal	Ferrous food and beverage cans	0.00	0.00	0.00	0.00
	Aerosols	0.00		0.00	
	Other packaging	0.00		0.00	
	Re usable ferrous items	0.00		0.00	
	Other ferrous	0.00		0.00	
Non-ferrous metal	Non-ferrous food and beverage cans	0.00	0.00	0.00	0.00
	Aerosols	0.00		0.00	
	Foil	0.00		0.00	
	Other packaging	0.00		0.00	
	Re useable non ferrous items	0.00		0.00	
Putrescibles	Other non-ferrous	0.00	100.00	0.00	0.51
	Raw fruit and vegetable matter	0.00		0.00	
	Cooked or prepared food	0.00		0.00	
	Green garden waste	23.26		0.12	
	Woody garden waste	76.74		0.39	
	Soil	0.00		0.00	
Other putrescibles	0.00	0.00			
Fines	Particles <10mm	0.00	0.00	0.00	0.00
WEEE	List	0.00	0.00	0.00	0.00
HHW	List	0.00	0.00	0.00	0.00
Total		100.00	100.00	0.51	0.51
Contamination		0.00		0.00	

B24: ACORN 5 Paper recycling – winter 2010

		ACORN 5 Paper Recycling			
Primary cats	Sub-category	Concentration %	kg/hh/week		
Paper and card	Newspaper and magazines	67.27	99.33	0.45	0.67
	Directories and catalogues inc yellow pages	24.58		0.17	
	Junk mail and other recyclable paper	7.36		0.05	
	Paper packaging	0.12		0.00	
	Wall paper, tissues, hand towels, other non recyclable paper	0.00		0.00	
	Liquid cartons	0.00		0.00	
	Cardboard non corrugated	0.00		0.00	
	Cardboard corrugated	0.00		0.00	
Plastic film	Refuse sacks and other plastic film	0.00	0.00	0.00	0.00
	Carrier bags and packaging film	0.00	0.00	0.00	
Dense plastic	PET clear and coloured bottles	0.00	0.00	0.00	0.00
	HDPE opaque and coloured bottles	0.00		0.00	
	PVC clear and coloured bottles	0.00		0.00	
	Other rigid plastic packaging	0.00		0.00	
	Polystyrene	0.00		0.00	
	Video tapes/ music tapes	0.00		0.00	
	CDs, DVDs	0.00		0.00	
	Other rigid plastic	0.00		0.00	
Other re usable rigid plastic items	0.00	0.00			
Textiles	Re usable clothes	0.00	0.67	0.00	0.00
	Other reusable textiles	0.00		0.00	
	Non reusable	0.67		0.00	
Misc. combustible	Reusable Shoes, belts and bags	0.00	0.00	0.00	0.00
	Wood and cork packaging	0.00		0.00	
	Wood and cork non packaging	0.00		0.00	
	Kitchen units	0.00		0.00	
	Reusable furniture	0.00		0.00	
	Non reusable furniture	0.00		0.00	
	Carpet, underlay and carpet floor tiles	0.00		0.00	
	Sanitary waste	0.00		0.00	
	Nappies	0.00		0.00	
Misc. non-combustible	Ceramics	0.00	0.00	0.00	0.00
	Hardcore	0.00		0.00	
	Other DIY rubble	0.00		0.00	
	Other non-combustible	0.00		0.00	
Glass	Brown glass containers	0.00	0.00	0.00	0.00
	Green glass containers	0.00		0.00	
	Clear glass containers	0.00		0.00	
	Plate glass	0.00		0.00	
	Other reusable glass items list	0.00		0.00	
	Light bulbs	0.00		0.00	
	Other glass	0.00		0.00	
Ferrous metal	Ferrous food and beverage cans	0.00	0.00	0.00	0.00
	Aerosols	0.00		0.00	
	Other packaging	0.00		0.00	
	Re usable ferrous items	0.00		0.00	
	Other ferrous	0.00		0.00	
Non-ferrous metal	Non-ferrous food and beverage cans	0.00	0.00	0.00	0.00
	Aerosols	0.00		0.00	
	Foil	0.00		0.00	
	Other packaging	0.00		0.00	
	Re useable non ferrous items	0.00		0.00	
Putrescibles	Other non-ferrous	0.00	0.00	0.00	0.00
	Raw fruit and vegetable matter	0.00		0.00	
	Cooked or prepared food	0.00		0.00	
	Green garden waste	0.00		0.00	
	Woody garden waste	0.00		0.00	
	Soil	0.00		0.00	
Fines	Other putrescibles	0.00	0.00	0.00	0.00
	Particles <10mm	0.00		0.00	
WEEE	List	0.00	0.00	0.00	0.00
HHW	List	0.00	0.00	0.00	0.00
Total		100.00	100.00	0.67	0.67
Contamination			0.67	0.00	

B25: ACORN 5 Card recycling – winter 2010

Primary cats	Sub-category	ACORN 5 Cardboard recycling			
		Concentration %		kg/hh/week	
Paper and card	Newspaper and magazines	13.82	99.76	0.15	1.06
	Directories and catalogues inc yellow pages	4.92		0.05	
	Junk mail and other recyclable paper	2.59		0.03	
	Paper packaging	0.92		0.01	
	Wall paper, tissues, hand towels, other non recyclable paper	0.00		0.00	
	Liquid cartons	0.16		0.00	
	Cardboard non corrugated	48.80		0.52	
	Cardboard corrugated	28.54		0.30	
Plastic film	Refuse sacks and other plastic film	0.00	0.10	0.00	0.00
	Carrier bags and packaging film	0.10		0.00	
Dense plastic	PET clear and coloured bottles	0.00	0.04	0.00	0.00
	HDPE opaque and coloured bottles	0.00		0.00	
	PVC clear and coloured bottles	0.00		0.00	
	Other rigid plastic packaging	0.00		0.00	
	Polystyrene	0.00		0.00	
	Video tapes/ music tapes	0.00		0.00	
	CDs, DVDs	0.00		0.00	
	Other rigid plastic	0.04		0.00	
Other re usable rigid plastic items	0.00	0.00			
Textiles	Re usable clothes	0.00	0.00	0.00	0.00
	Other reusable textiles	0.00		0.00	
	Non reusable	0.00		0.00	
Misc. combustible	Reusable Shoes, belts and bags	0.00	0.00	0.00	0.00
	Wood and cork packaging	0.00		0.00	
	Wood and cork non packaging	0.00		0.00	
	Kitchen units	0.00		0.00	
	Reusable furniture	0.00		0.00	
	Non reusable furniture	0.00		0.00	
	Carpet, underlay and carpet floor tiles	0.00		0.00	
	Sanitary waste	0.00		0.00	
	Nappies	0.00		0.00	
Other combustible	0.00	0.00			
Misc. non-combustible	Ceramics	0.00	0.00	0.00	0.00
	Hardcore	0.00		0.00	
	Other DIY rubble	0.00		0.00	
	Other non-combustible	0.00		0.00	
Glass	Brown glass containers	0.00	0.00	0.00	0.00
	Green glass containers	0.00		0.00	
	Clear glass containers	0.00		0.00	
	Plate glass	0.00		0.00	
	Other reusable glass items list	0.00		0.00	
	Light bulbs	0.00		0.00	
	Other glass	0.00		0.00	
Ferrous metal	Ferrous food and beverage cans	0.00	0.00	0.00	0.00
	Aerosols	0.00		0.00	
	Other packaging	0.00		0.00	
	Re usable ferrous items	0.00		0.00	
	Other ferrous	0.00		0.00	
Non-ferrous metal	Non-ferrous food and beverage cans	0.00	0.04	0.00	0.00
	Aerosols	0.04		0.00	
	Foil	0.00		0.00	
	Other packaging	0.00		0.00	
	Re useable non ferrous items	0.00		0.00	
Other non-ferrous	0.00	0.00			
Putrescibles	Raw fruit and vegetable matter	0.00	0.06	0.00	0.00
	Cooked or prepared food	0.00		0.00	
	Green garden waste	0.00		0.00	
	Woody garden waste	0.06		0.00	
	Soil	0.00		0.00	
	Other putrescibles	0.00		0.00	
Fines	Particles <10mm	0.00	0.00	0.00	0.00
WEEE	List	0.00	0.00	0.00	0.00
HHW	List	0.00	0.00	0.00	0.00
Total		100.00	100.00	1.06	1.06
Contamination			22.66	0.24	

B26: ACORN 5 Plastic and cans recycling – winter 2010

Primary cats	Sub-category	ACORN 5 Plastic and Cans recycling			
		Concentration %	kg/hh/week		
Paper and card	Newspaper and magazines	0.00	0.39	0.00	0.00
	Directories and catalogues inc yellow pages	0.00		0.00	
	Junk mail and other recyclable paper	0.00		0.00	
	Paper packaging	0.22		0.00	
	Wall paper, tissues, hand towels, other non recyclable paper	0.00		0.00	
	Liquid cartons	0.00		0.00	
	Cardboard non corrugated	0.17		0.00	
	Cardboard corrugated	0.00		0.00	
Plastic film	Refuse sacks and other plastic film	0.00	0.14	0.00	0.00
	Carrier bags and packaging film	0.14		0.00	
Dense plastic	PET clear and coloured bottles	14.25	47.92	0.11	0.36
	HDPE opaque and coloured bottles	11.97		0.09	
	PVC clear and coloured bottles	0.00		0.00	
	Other rigid plastic packaging	7.05		0.05	
	Polystyrene	0.00		0.00	
	Video tapes/ music tapes	0.00		0.00	
	CDs, DVDs	0.00		0.00	
	Other rigid plastic	11.24		0.08	
	Other re usable rigid plastic items	3.40		0.03	
Textiles	Re usable clothes	0.00	0.00	0.00	0.00
	Other reusable textiles	0.00		0.00	
	Non reusable	0.00		0.00	
Misc. combustible	Reusable Shoes, belts and bags	0.00	0.00	0.00	0.00
	Wood and cork packaging	0.00		0.00	
	Wood and cork non packaging	0.00		0.00	
	Kitchen units	0.00		0.00	
	Reusable furniture	0.00		0.00	
	Non reusable furniture	0.00		0.00	
	Carpet, underlay and carpet floor tiles	0.00		0.00	
	Sanitary waste	0.00		0.00	
	Nappies	0.00		0.00	
	Other combustible	0.00		0.00	
Misc. non-combustible	Ceramics	0.00	0.00	0.00	0.00
	Hardcore	0.00		0.00	
	Other DIY rubble	0.00		0.00	
	Other non-combustible	0.00		0.00	
Glass	Brown glass containers	0.00	18.30	0.00	0.14
	Green glass containers	3.09		0.02	
	Clear glass containers	15.21		0.11	
	Plate glass	0.00		0.00	
	Other reusable glass items list	0.00		0.00	
	Light bulbs	0.00		0.00	
	Other glass	0.00		0.00	
Ferrous metal	Ferrous food and beverage cans	30.52	31.76	0.23	0.24
	Aerosols	1.24		0.01	
	Other packaging	0.00		0.00	
	Re usable ferrous items	0.00		0.00	
	Other ferrous	0.00		0.00	
Non-ferrous metal	Non-ferrous food and beverage cans	1.35	1.35	0.01	0.01
	Aerosols	0.00		0.00	
	Foil	0.00		0.00	
	Other packaging	0.00		0.00	
	Re useable non ferrous items	0.00		0.00	
	Other non-ferrous	0.00		0.00	
Putrescibles	Raw fruit and vegetable matter	0.14	0.14	0.00	0.00
	Cooked or prepared food	0.00		0.00	
	Green garden waste	0.00		0.00	
	Woody garden waste	0.00		0.00	
	Soil	0.00		0.00	
	Other putrescibles	0.00		0.00	
Fines	Particles <10mm	0.00	0.00	0.00	0.00
WEEE	List	0.00	0.00	0.00	0.00
HHW	List	0.00	0.00	0.00	0.00
Total		100.00	100.00	0.75	0.75
Contamination		33.61		0.25	

Appendix C – Full Results Spring 2010

C1: ACORN 1 residual waste – spring 2010

Primary cats	Sub-category	ACORN 1 Residual waste			
		Concentration %		kg/hh/week	
Paper and card	Newspaper and magazines	0.52	6.91	0.03	0.38
	Directories and catalogues inc yellow pages	0.00		0.00	
	Junk mail and other recyclable paper	1.16		0.06	
	Paper packaging	0.64		0.04	
	Wall paper, tissues, hand towels, other non recyclable paper	3.24		0.18	
	Liquid cartons	0.22		0.01	
	Cardboard non corrugated	0.92		0.05	
	Cardboard corrugated	0.21		0.01	
Plastic film	Refuse sacks and other plastic film	1.17	6.03	0.06	0.33
	Carrier bags and packaging film	4.86		0.27	
Dense plastic	PET clear and coloured bottles	0.33	5.45	0.02	0.30
	HDPE opaque and coloured bottles	0.13		0.01	
	PVC clear and coloured bottles	0.00		0.00	
	Other rigid plastic packaging	2.53		0.14	
	Polystyrene	0.30		0.02	
	Video tapes/ music tapes	0.01		0.00	
	CDs, DVDs	0.00		0.00	
	Other rigid plastic	0.89		0.05	
Textiles	Other re usable rigid plastic items	1.26	5.77	0.07	0.32
	Re usable clothes	3.65		0.20	
	Other reusable textiles	0.00		0.00	
Misc. combustible	Non reusable	2.13	5.43	0.12	0.30
	Reusable Shoes, belts and bags	1.47		0.08	
	Wood and cork packaging	0.05		0.00	
	Wood and cork non packaging	1.70		0.09	
	Kitchen units	0.00		0.00	
	Reusable furniture	0.00		0.00	
	Non reusable furniture	0.00		0.00	
	Carpet, underlay and carpet floor tiles	0.43		0.02	
	Sanitary waste	0.72		0.04	
Misc. non-combustible	Nappies	0.56	7.15	0.03	0.39
	Other combustible	0.51		0.03	
	Ceramics	2.00		0.11	
	Hardcore	3.68		0.20	
Glass	Other DIY rubble	0.00	2.07	0.00	0.11
	Other non-combustible	1.46		0.08	
	Brown glass containers	0.31		0.02	
	Green glass containers	0.12		0.01	
	Clear glass containers	1.55		0.09	
	Plate glass	0.00		0.00	
	Other reusable glass items list	0.00		0.00	
Ferrous metal	Light bulbs	0.01	2.51	0.00	0.14
	Other glass	0.08		0.00	
	Ferrous food and beverage cans	0.22		0.01	
	Aerosols	0.17		0.01	
	Other packaging	0.35		0.02	
Non-ferrous metal	Re usable ferrous items	0.00	0.53	0.00	0.03
	Other ferrous	1.77		0.10	
	Non-ferrous food and beverage cans	0.03		0.00	
	Aerosols	0.03		0.00	
	Foil	0.47		0.03	
	Other packaging	0.00		0.00	
Putrescibles	Re useable non ferrous items	0.00	54.75	0.00	3.01
	Other non-ferrous	0.00		0.00	
	Raw fruit and vegetable matter	22.84		1.26	
	Cooked or prepared food	22.27		1.22	
	Green garden waste	4.46		0.25	
	Woody garden waste	1.33		0.07	
Fines	Soil	3.56	1.90	0.20	0.10
	Other putrescibles	0.29		0.02	
WEEE	Particles <10mm	1.90	1.90	0.10	0.10
List	WEEE	0.79	0.79	0.04	0.04
	HHW	0.72	0.72	0.04	0.04
Total		100.00	100.00	5.50	5.50
Total potentially recyclable		16.52		0.91	

WEEE

Iron, batt charger, plug, cable

HHW

Paint, btts, condom, paint, spray paint, surface filler, enviro light bulb.

C2: ACORN 1 Garden – spring 2010

		ACORN 1 Garden Waste			
Primary cats	Sub-category	Concentration %		kg/hh/week	
Paper and card	Newspaper and magazines	0.00	0.00	0.00	0.00
	Directories and catalogues inc yellow pages	0.00		0.00	
	Junk mail and other recyclable paper	0.00		0.00	
	Paper packaging	0.00		0.00	
	Wall paper, tissues, hand towels, other non recyclable paper	0.00		0.00	
	Liquid cartons	0.00		0.00	
	Cardboard non corrugated	0.00		0.00	
	Cardboard corrugated	0.00		0.00	
Plastic film	Refuse sacks and other plastic film	0.00	0.00	0.00	0.00
	Carrier bags and packaging film	0.00		0.00	
Dense plastic	PET clear and coloured bottles	0.00	0.00	0.00	0.00
	HDPE opaque and coloured bottles	0.00		0.00	
	PVC clear and coloured bottles	0.00		0.00	
	Other rigid plastic packaging	0.00		0.00	
	Polystyrene	0.00		0.00	
	Video tapes/ music tapes	0.00		0.00	
	CDs, DVDs	0.00		0.00	
	Other rigid plastic	0.00		0.00	
	Other re usable rigid plastic items	0.00		0.00	
Textiles	Re usable clothes	0.00	0.00	0.00	0.00
	Other reusable textiles	0.00		0.00	
	Non reusable	0.00		0.00	
Misc. combustible	Reusable Shoes, belts and bags	0.00	0.00	0.00	0.00
	Wood and cork packaging	0.00		0.00	
	Wood and cork non packaging	0.00		0.00	
	Kitchen units	0.00		0.00	
	Reusable furniture	0.00		0.00	
	Non reusable furniture	0.00		0.00	
	Carpet, underlay and carpet floor tiles	0.00		0.00	
	Sanitary waste	0.00		0.00	
	Nappies	0.00		0.00	
	Other combustible	0.00		0.00	
Misc. non-combustible	Ceramics	0.00	0.00	0.00	0.00
	Hardcore	0.00		0.00	
	Other DIY rubble	0.00		0.00	
	Other non-combustible	0.00		0.00	
Glass	Brown glass containers	0.00	0.00	0.00	0.00
	Green glass containers	0.00		0.00	
	Clear glass containers	0.00		0.00	
	Plate glass	0.00		0.00	
	Other reusable glass items list	0.00		0.00	
	Light bulbs	0.00		0.00	
	Other glass	0.00		0.00	
Ferrous metal	Ferrous food and beverage cans	0.00	0.00	0.00	0.00
	Aerosols	0.00		0.00	
	Other packaging	0.00		0.00	
	Re usable ferrous items	0.00		0.00	
	Other ferrous	0.00		0.00	
Non-ferrous metal	Non-ferrous food and beverage cans	0.00	0.00	0.00	0.00
	Aerosols	0.00		0.00	
	Foil	0.00		0.00	
	Other packaging	0.00		0.00	
	Re useable non ferrous items	0.00		0.00	
	Other non-ferrous	0.00		0.00	
Putrescibles	Raw fruit and vegetable matter	26.58	100.00	0.01	0.05
	Cooked or prepared food	17.89		0.01	
	Green garden waste	55.53		0.03	
	Woody garden waste	0.00		0.00	
	Soil	0.00		0.00	
	Other putrescibles	0.00		0.00	
	Fines	Particles <10mm		0.00	
WEEE	List	0.00	0.00	0.00	0.00
HHW	List	0.00	0.00	0.00	0.00
Total		100.00	100.00	0.05	0.05
Contamination		0.00		0.00	

C3: ACORN 1 Paper and Card recycling – spring 2010

Primary cats	Sub-category	ACORN 1 Paper and Card recycling			
		Concentration %		kg/hh/week	
Paper and card	Newspaper and magazines	49.57	100.00	0.32	0.65
	Directories and catalogues inc yellow pages	9.84		0.06	
	Junk mail and other recyclable paper	6.86		0.04	
	Paper packaging	0.77		0.01	
	Wall paper, tissues, hand towels, other non recyclable paper	1.40		0.01	
	Liquid cartons	3.02		0.02	
	Cardboard non corrugated	10.06		0.07	
	Cardboard corrugated	18.49		0.12	
Plastic film	Refuse sacks and other plastic film	0.00	0.00	0.00	0.00
	Carrier bags and packaging film	0.00	0.00	0.00	
Dense plastic	PET clear and coloured bottles	0.00	0.00	0.00	0.00
	HDPE opaque and coloured bottles	0.00		0.00	
	PVC clear and coloured bottles	0.00		0.00	
	Other rigid plastic packaging	0.00		0.00	
	Polystyrene	0.00		0.00	
	Video tapes/ music tapes	0.00		0.00	
	CDs, DVDs	0.00		0.00	
	Other rigid plastic	0.00		0.00	
	Other re usable rigid plastic items	0.00		0.00	
Textiles	Re usable clothes	0.00	0.00	0.00	0.00
	Other reusable textiles	0.00		0.00	
	Non reusable	0.00		0.00	
Misc. combustible	Reusable Shoes, belts and bags	0.00	0.00	0.00	0.00
	Wood and cork packaging	0.00		0.00	
	Wood and cork non packaging	0.00		0.00	
	Kitchen units	0.00		0.00	
	Reusable furniture	0.00		0.00	
	Non reusable furniture	0.00		0.00	
	Carpet, underlay and carpet floor tiles	0.00		0.00	
	Sanitary waste	0.00		0.00	
	Nappies	0.00		0.00	
Other combustible	0.00	0.00			
Misc. non-combustible	Ceramics	0.00	0.00	0.00	0.00
	Hardcore	0.00		0.00	
	Other DIY rubble	0.00		0.00	
	Other non-combustible	0.00		0.00	
Glass	Brown glass containers	0.00	0.00	0.00	0.00
	Green glass containers	0.00		0.00	
	Clear glass containers	0.00		0.00	
	Plate glass	0.00		0.00	
	Other reusable glass items list	0.00		0.00	
	Light bulbs	0.00		0.00	
	Other glass	0.00		0.00	
Ferrous metal	Ferrous food and beverage cans	0.00	0.00	0.00	0.00
	Aerosols	0.00		0.00	
	Other packaging	0.00		0.00	
	Re usable ferrous items	0.00		0.00	
	Other ferrous	0.00		0.00	
Non-ferrous metal	Non-ferrous food and beverage cans	0.00	0.00	0.00	0.00
	Aerosols	0.00		0.00	
	Foil	0.00		0.00	
	Other packaging	0.00		0.00	
	Re useable non ferrous items	0.00		0.00	
	Other non-ferrous	0.00		0.00	
Putrescibles	Raw fruit and vegetable matter	0.00	0.00	0.00	0.00
	Cooked or prepared food	0.00		0.00	
	Green garden waste	0.00		0.00	
	Woody garden waste	0.00		0.00	
	Soil	0.00		0.00	
	Other putrescibles	0.00		0.00	
Fines	Particles <10mm	0.00	0.00	0.00	0.00
WEEE	List	0.00	0.00	0.00	0.00
HHW	List	0.00	0.00	0.00	0.00
Total		100.00	100.00	0.65	0.65
Contamination		4.42		0.03	

C4: ACORN 1 Glass – spring 2010

		ACORN 1 Glass recycling			
Primary cats	Sub-category	Concentration %		kg/hh/week	
Paper and card	Newspaper and magazines	0.00	0.00	0.00	0.00
	Directories and catalogues inc yellow pages	0.00		0.00	
	Junk mail and other recyclable paper	0.00		0.00	
	Paper packaging	0.00		0.00	
	Wall paper, tissues, hand towels, other non recyclable paper	0.00		0.00	
	Liquid cartons	0.00		0.00	
	Cardboard non corrugated	0.00		0.00	
	Cardboard corrugated	0.00		0.00	
Plastic film	Refuse sacks and other plastic film	0.00	0.00	0.00	0.00
	Carrier bags and packaging film	0.00		0.00	
Dense plastic	PET clear and coloured bottles	0.00	0.00	0.00	0.00
	HDPE opaque and coloured bottles	0.00		0.00	
	PVC clear and coloured bottles	0.00		0.00	
	Other rigid plastic packaging	0.00		0.00	
	Polystyrene	0.00		0.00	
	Video tapes/ music tapes	0.00		0.00	
	CDs, DVDs	0.00		0.00	
	Other rigid plastic	0.00		0.00	
	Other re usable rigid plastic items	0.00		0.00	
Textiles	Re usable clothes	0.00	0.00	0.00	0.00
	Other reusable textiles	0.00		0.00	
	Non reusable	0.00		0.00	
Misc. combustible	Reusable Shoes, belts and bags	0.00	0.00	0.00	0.00
	Wood and cork packaging	0.00		0.00	
	Wood and cork non packaging	0.00		0.00	
	Kitchen units	0.00		0.00	
	Reusable furniture	0.00		0.00	
	Non reusable furniture	0.00		0.00	
	Carpet, underlay and carpet floor tiles	0.00		0.00	
	Sanitary waste	0.00		0.00	
	Nappies	0.00		0.00	
Other combustible	0.00	0.00			
Misc. non-combustible	Ceramics	0.00	0.00	0.00	0.00
	Hardcore	0.00		0.00	
	Other DIY rubble	0.00		0.00	
	Other non-combustible	0.00		0.00	
Glass	Brown glass containers	12.34	100.00	0.06	0.50
	Green glass containers	37.96		0.19	
	Clear glass containers	42.65		0.21	
	Plate glass	5.56		0.03	
	Other reusable glass items list	0.00		0.00	
	Light bulbs	0.10		0.00	
	Other glass	1.40		0.01	
Ferrous metal	Ferrous food and beverage cans	0.00	0.00	0.00	0.00
	Aerosols	0.00		0.00	
	Other packaging	0.00		0.00	
	Re usable ferrous items	0.00		0.00	
	Other ferrous	0.00		0.00	
Non-ferrous metal	Non-ferrous food and beverage cans	0.00	0.00	0.00	0.00
	Aerosols	0.00		0.00	
	Foil	0.00		0.00	
	Other packaging	0.00		0.00	
	Re useable non ferrous items	0.00		0.00	
	Other non-ferrous	0.00		0.00	
Putrescibles	Raw fruit and vegetable matter	0.00	0.00	0.00	0.00
	Cooked or prepared food	0.00		0.00	
	Green garden waste	0.00		0.00	
	Woody garden waste	0.00		0.00	
	Soil	0.00		0.00	
	Other putrescibles	0.00		0.00	
	Fines	Particles <10mm		0.00	
WEEE	List	0.00	0.00	0.00	0.00
HHW	List	0.00	0.00	0.00	0.00
Total		100.00	100.00	0.50	0.50
Contamination		7.06		0.04	

C5: ACORN 1 Plastic and cans recycling – spring 2010

		ACORN 1 Plastic and Cans recycling			
Primary cats	Sub-category	Concentration %		kg/hh/week	
Paper and card	Newspaper and magazines	0.00	0.00	0.00	0.00
	Directories and catalogues inc yellow pages	0.00		0.00	
	Junk mail and other recyclable paper	0.00		0.00	
	Paper packaging	0.00		0.00	
	Wall paper, tissues, hand towels, other non recyclable paper	0.00		0.00	
	Liquid cartons	0.00		0.00	
	Cardboard non corrugated	0.00		0.00	
	Cardboard corrugated	0.00		0.00	
Plastic film	Refuse sacks and other plastic film	0.25	9.59	0.00	0.02
	Carrier bags and packaging film	9.34		0.02	
Dense plastic	PET clear and coloured bottles	12.94	48.10	0.03	0.12
	HDPE opaque and coloured bottles	13.19		0.03	
	PVC clear and coloured bottles	0.00		0.00	
	Other rigid plastic packaging	21.97		0.06	
	Polystyrene	0.00		0.00	
	Video tapes/ music tapes	0.00		0.00	
	CDs, DVDs	0.00		0.00	
	Other rigid plastic	0.00		0.00	
	Other re usable rigid plastic items	0.00		0.00	
Textiles	Re usable clothes	0.00	0.00	0.00	0.00
	Other reusable textiles	0.00		0.00	
	Non reusable	0.00		0.00	
Misc. combustible	Reusable Shoes, belts and bags	0.00	1.47	0.00	0.00
	Wood and cork packaging	0.05		0.00	
	Wood and cork non packaging	0.00		0.00	
	Kitchen units	0.00		0.00	
	Reusable furniture	0.00		0.00	
	Non reusable furniture	0.00		0.00	
	Carpet, underlay and carpet floor tiles	0.00		0.00	
	Sanitary waste	0.00		0.00	
	Nappies	0.00		0.00	
Other combustible	1.42	0.00			
Misc. non-combustible	Ceramics	0.86	0.86	0.00	0.00
	Hardcore	0.00		0.00	
	Other DIY rubble	0.00		0.00	
	Other non-combustible	0.00		0.00	
Glass	Brown glass containers	0.00	1.17	0.00	0.00
	Green glass containers	0.00		0.00	
	Clear glass containers	1.17		0.00	
	Plate glass	0.00		0.00	
	Other reusable glass items list	0.00		0.00	
	Light bulbs	0.00		0.00	
	Other glass	0.00		0.00	
Ferrous metal	Ferrous food and beverage cans	19.28	20.14	0.05	0.05
	Aerosols	0.76		0.00	
	Other packaging	0.00		0.00	
	Re usable ferrous items	0.00		0.00	
	Other ferrous	0.10		0.00	
Non-ferrous metal	Non-ferrous food and beverage cans	7.31	8.37	0.02	0.02
	Aerosols	0.00		0.00	
	Foil	1.07		0.00	
	Other packaging	0.00		0.00	
	Re useable non ferrous items	0.00		0.00	
	Other non-ferrous	0.00		0.00	
Putrescibles	Raw fruit and vegetable matter	2.38	6.95	0.01	0.02
	Cooked or prepared food	4.57		0.01	
	Green garden waste	0.00		0.00	
	Woody garden waste	0.00		0.00	
	Soil	0.00		0.00	
	Other putrescibles	0.00		0.00	
Fines	Particles <10mm	3.35	3.35	0.01	0.01
WEEE	List	0.00	0.00	0.00	0.00
HHW	List	0.00	0.00	0.00	0.00
Total		100.00	100.00	0.25	0.25
Contamination		45.46		0.11	

C6: ACORN 3H Residual waste week 1- spring 2010

Primary cats	Sub-category	ACORN 3H Residual waste			
		Concentration %		kg/hh/week	
Paper and card	Newspaper and magazines	3.21	16.47	0.34	1.74
	Directories and catalogues inc yellow pages	0.73		0.08	
	Junk mail and other recyclable paper	5.23		0.55	
	Paper packaging	0.69		0.07	
	Wall paper, tissues, hand towels, other non recyclable paper	2.90		0.31	
	Liquid cartons	0.40		0.04	
	Cardboard non corrugated	2.73		0.29	
	Cardboard corrugated	0.58		0.06	
Plastic film	Refuse sacks and other plastic film	1.20	6.37	0.13	0.67
	Carrier bags and packaging film	5.18		0.55	
Dense plastic	PET clear and coloured bottles	0.73	6.56	0.08	0.69
	HDPE opaque and coloured bottles	0.77		0.08	
	PVC clear and coloured bottles	0.02		0.00	
	Other rigid plastic packaging	2.92		0.31	
	Polystyrene	0.15		0.02	
	Video tapes/ music tapes	0.00		0.00	
	CDs, DVDs	0.03		0.00	
	Other rigid plastic	1.17		0.12	
	Other re usable rigid plastic items	0.78		0.08	
Textiles	Re usable clothes	1.82	5.25	0.19	0.56
	Other reusable textiles	0.19		0.02	
	Non reusable	3.25		0.34	
Misc. combustible	Reusable Shoes, belts and bags	3.45	18.48	0.37	1.96
	Wood and cork packaging	0.02		0.00	
	Wood and cork non packaging	5.69		0.60	
	Kitchen units	0.00		0.00	
	Reusable furniture	0.00		0.00	
	Non reusable furniture	0.00		0.00	
	Carpet, underlay and carpet floor tiles	1.45		0.15	
	Sanitary waste	0.32		0.03	
	Nappies	6.61		0.70	
	Other combustible	0.95		0.10	
Misc. non-combustible	Ceramics	1.29	1.58	0.14	0.17
	Hardcore	0.00		0.00	
	Other DIY rubble	0.00		0.00	
	Other non-combustible	0.30		0.03	
Glass	Brown glass containers	0.15	3.50	0.02	0.37
	Green glass containers	0.58		0.06	
	Clear glass containers	2.43		0.26	
	Plate glass	0.04		0.00	
	Other reusable glass items list	0.00		0.00	
	Light bulbs	0.01		0.00	
	Other glass	0.30		0.03	
Ferrous metal	Ferrous food and beverage cans	1.28	3.19	0.14	0.34
	Aerosols	0.20		0.02	
	Other packaging	0.00		0.00	
	Re usable ferrous items	0.01		0.00	
	Other ferrous	1.69		0.18	
Non-ferrous metal	Non-ferrous food and beverage cans	0.28	1.15	0.03	0.12
	Aerosols	0.16		0.02	
	Foil	0.32		0.03	
	Other packaging	0.00		0.00	
	Re useable non ferrous items	0.00		0.00	
	Other non-ferrous	0.40		0.04	
Putrescibles	Raw fruit and vegetable matter	12.75	31.40	1.35	3.32
	Cooked or prepared food	12.89		1.36	
	Green garden waste	1.34		0.14	
	Woody garden waste	0.00		0.00	
	Soil	0.03		0.00	
	Other putrescibles	4.39		0.46	
Fines	Particles <10mm	2.87	2.87	0.30	0.30
WEEE	List	1.13	1.13	0.12	0.12
HHW	List	2.03	2.03	0.22	0.22
Total		100.00	100.00	10.59	10.59
Total potentially recyclable		24.37		2.58	

WEEE Air fresh, toy, lights, fan, cable, alarm.
 HHW Batteries, paint.

C7: ACORN 3H Residual waste week 2 – spring 2010

Primary cats	Sub-category	ACORN 3H Residual waste			
		Concentration %		kg/hh/week	
Paper and card	Newspaper and magazines	2.23	11.36	0.27	1.40
	Directories and catalogues inc yellow pages	0.00		0.00	
	Junk mail and other recyclable paper	1.79		0.22	
	Paper packaging	0.84		0.10	
	Wall paper, tissues, hand towels, other non recyclable paper	2.59		0.32	
	Liquid cartons	0.24		0.03	
	Cardboard non corrugated	2.72		0.33	
	Cardboard corrugated	0.96		0.12	
Plastic film	Refuse sacks and other plastic film	1.54	5.46	0.19	0.67
	Carrier bags and packaging film	3.92		0.48	
Dense plastic	PET clear and coloured bottles	0.54	8.89	0.07	1.09
	HDPE opaque and coloured bottles	0.81		0.10	
	PVC clear and coloured bottles	0.01		0.00	
	Other rigid plastic packaging	3.54		0.44	
	Polystyrene	0.06		0.01	
	Video tapes/ music tapes	0.06		0.01	
	CDs, DVDs	0.01		0.00	
	Other rigid plastic	2.56		0.31	
	Other re usable rigid plastic items	1.29		0.16	
Textiles	Re usable clothes	1.12	2.33	0.14	0.29
	Other reusable textiles	0.00		0.00	
	Non reusable	1.21		0.15	
Misc. combustible	Reusable Shoes, belts and bags	0.82	14.85	0.10	1.83
	Wood and cork packaging	0.02		0.00	
	Wood and cork non packaging	4.01		0.49	
	Kitchen units	0.00		0.00	
	Reusable furniture	0.00		0.00	
	Non reusable furniture	0.00		0.00	
	Carpet, underlay and carpet floor tiles	0.01		0.00	
	Sanitary waste	0.06		0.01	
	Nappies	9.15		1.12	
Other combustible	0.78	0.10			
Misc. non-combustible	Ceramics	1.67	4.40	0.21	0.54
	Hardcore	0.00		0.00	
	Other DIY rubble	2.73		0.34	
	Other non-combustible	0.00		0.00	
Glass	Brown glass containers	0.30	3.56	0.04	0.44
	Green glass containers	1.41		0.17	
	Clear glass containers	1.71		0.21	
	Plate glass	0.00		0.00	
	Other reusable glass items list	0.00		0.00	
	Light bulbs	0.01		0.00	
	Other glass	0.13		0.02	
Ferrous metal	Ferrous food and beverage cans	1.46	1.92	0.18	0.24
	Aerosols	0.13		0.02	
	Other packaging	0.12		0.01	
	Re usable ferrous items	0.04		0.00	
	Other ferrous	0.18		0.02	
Non-ferrous metal	Non-ferrous food and beverage cans	0.42	1.14	0.05	0.14
	Aerosols	0.11		0.01	
	Foil	0.48		0.06	
	Other packaging	0.00		0.00	
	Re useable non ferrous items	0.13		0.02	
Other non-ferrous	0.00	0.00			
Putrescibles	Raw fruit and vegetable matter	17.05	42.77	2.10	5.26
	Cooked or prepared food	15.55		1.91	
	Green garden waste	4.16		0.51	
	Woody garden waste	1.80		0.22	
	Soil	0.05		0.01	
	Other putrescibles	4.17		0.51	
Fines	Particles <10mm	3.07	3.07	0.38	0.38
WEEE	List	0.16	0.16	0.02	0.02
HHW	List	0.08	0.08	0.01	0.01
Total		100.00	100.00	12.29	12.29
Total potentially recyclable		22.14		2.72	

C8: ACORN 3H Garden waste – spring 2010

		ACORN 3H Garden waste			
Primary cats	Sub-category	Concentration %		kg/hh/week	
Paper and card	Newspaper and magazines	0.00	0.00	0.00	0.00
	Directories and catalogues inc yellow pages	0.00		0.00	
	Junk mail and other recyclable paper	0.00		0.00	
	Paper packaging	0.00		0.00	
	Wall paper, tissues, hand towels, other non recyclable paper	0.00		0.00	
	Liquid cartons	0.00		0.00	
	Cardboard non corrugated	0.00		0.00	
	Cardboard corrugated	0.00		0.00	
Plastic film	Refuse sacks and other plastic film	0.00	0.00	0.00	0.00
	Carrier bags and packaging film	0.00		0.00	
Dense plastic	PET clear and coloured bottles	0.00	0.00	0.00	0.00
	HDPE opaque and coloured bottles	0.00		0.00	
	PVC clear and coloured bottles	0.00		0.00	
	Other rigid plastic packaging	0.00		0.00	
	Polystyrene	0.00		0.00	
	Video tapes/ music tapes	0.00		0.00	
	CDs, DVDs	0.00		0.00	
	Other rigid plastic	0.00		0.00	
	Other re usable rigid plastic items	0.00		0.00	
Textiles	Re usable clothes	0.00	0.00	0.00	0.00
	Other reusable textiles	0.00		0.00	
	Non reusable	0.00		0.00	
Misc. combustible	Reusable Shoes, belts and bags	0.00	0.00	0.00	0.00
	Wood and cork packaging	0.00		0.00	
	Wood and cork non packaging	0.00		0.00	
	Kitchen units	0.00		0.00	
	Reusable furniture	0.00		0.00	
	Non reusable furniture	0.00		0.00	
	Carpet, underlay and carpet floor tiles	0.00		0.00	
	Sanitary waste	0.00		0.00	
	Nappies	0.00		0.00	
	Other combustible	0.00		0.00	
Misc. non-combustible	Ceramics	0.00	0.00	0.00	0.00
	Hardcore	0.00		0.00	
	Other DIY rubble	0.00		0.00	
	Other non-combustible	0.00		0.00	
Glass	Brown glass containers	0.00	0.00	0.00	0.00
	Green glass containers	0.00		0.00	
	Clear glass containers	0.00		0.00	
	Plate glass	0.00		0.00	
	Other reusable glass items list	0.00		0.00	
	Light bulbs	0.00		0.00	
	Other glass	0.00		0.00	
Ferrous metal	Ferrous food and beverage cans	0.00	0.00	0.00	0.00
	Aerosols	0.00		0.00	
	Other packaging	0.00		0.00	
	Re useable ferrous items	0.00		0.00	
	Other ferrous	0.00		0.00	
Non-ferrous metal	Non-ferrous food and beverage cans	0.00	0.00	0.00	0.00
	Aerosols	0.00		0.00	
	Foil	0.00		0.00	
	Other packaging	0.00		0.00	
	Re useable non ferrous items	0.00		0.00	
	Other non-ferrous	0.00		0.00	
Putrescibles	Raw fruit and vegetable matter	1.81	100.00	0.05	2.63
	Cooked or prepared food	0.00		0.00	
	Green garden waste	81.99		2.16	
	Woody garden waste	14.39		0.38	
	Soil	1.81		0.05	
	Other putrescibles	0.00		0.00	
Fines	Particles <10mm	0.00	0.00	0.00	0.00
WEEE	List	0.00	0.00	0.00	0.00
HHW	List	0.00	0.00	0.00	0.00
Total		100.00	100.00	2.63	2.63
Contamination		3.62		0.10	

C9: ACORN 3H Paper and card recycling – spring 2010

Primary cats	Sub-category	ACORN 3H Paper and Card recycling			
		Concentration %		kg/hh/week	
Paper and card	Newspaper and magazines	51.51	99.63	1.15	2.22
	Directories and catalogues inc yellow pages	8.34		0.19	
	Junk mail and other recyclable paper	17.32		0.39	
	Paper packaging	0.76		0.02	
	Wall paper, tissues, hand towels, other non recyclable paper	2.59		0.06	
	Liquid cartons	0.37		0.01	
	Cardboard non corrugated	8.69		0.19	
	Cardboard corrugated	10.06		0.22	
Plastic film	Refuse sacks and other plastic film	0.00	0.09	0.00	0.00
	Carrier bags and packaging film	0.09		0.00	
Dense plastic	PET clear and coloured bottles	0.00	0.00	0.00	0.00
	HDPE opaque and coloured bottles	0.00		0.00	
	PVC clear and coloured bottles	0.00		0.00	
	Other rigid plastic packaging	0.00		0.00	
	Polystyrene	0.00		0.00	
	Video tapes/ music tapes	0.00		0.00	
	CDs, DVDs	0.00		0.00	
	Other rigid plastic	0.00		0.00	
	Other re usable rigid plastic items	0.00		0.00	
Textiles	Re usable clothes	0.00	0.00	0.00	0.00
	Other reusable textiles	0.00		0.00	
	Non reusable	0.00		0.00	
Misc. combustible	Reusable Shoes, belts and bags	0.00	0.11	0.00	0.00
	Wood and cork packaging	0.00		0.00	
	Wood and cork non packaging	0.00		0.00	
	Kitchen units	0.00		0.00	
	Reusable furniture	0.00		0.00	
	Non reusable furniture	0.00		0.00	
	Carpet, underlay and carpet floor tiles	0.00		0.00	
	Sanitary waste	0.11		0.00	
	Nappies	0.00		0.00	
	Other combustible	0.00		0.00	
Misc. non-combustible	Ceramics	0.00	0.13	0.00	0.00
	Hardcore	0.00		0.00	
	Other DIY rubble	0.13		0.00	
	Other non-combustible	0.00		0.00	
Glass	Brown glass containers	0.00	0.00	0.00	0.00
	Green glass containers	0.00		0.00	
	Clear glass containers	0.00		0.00	
	Plate glass	0.00		0.00	
	Other reusable glass items list	0.00		0.00	
	Light bulbs	0.00		0.00	
	Other glass	0.00		0.00	
Ferrous metal	Ferrous food and beverage cans	0.04	0.04	0.00	0.00
	Aerosols	0.00		0.00	
	Other packaging	0.00		0.00	
	Re usable ferrous items	0.00		0.00	
	Other ferrous	0.00		0.00	
Non-ferrous metal	Non-ferrous food and beverage cans	0.00	0.00	0.00	0.00
	Aerosols	0.00		0.00	
	Foil	0.00		0.00	
	Other packaging	0.00		0.00	
	Re useable non ferrous items	0.00		0.00	
	Other non-ferrous	0.00		0.00	
Putrescibles	Raw fruit and vegetable matter	0.00	0.00	0.00	0.00
	Cooked or prepared food	0.00		0.00	
	Green garden waste	0.00		0.00	
	Woody garden waste	0.00		0.00	
	Soil	0.00		0.00	
	Other putrescibles	0.00		0.00	
Fines	Particles <10mm	0.00	0.00	0.00	0.00
WEEE	List	0.00	0.00	0.00	0.00
HHW	List	0.00	0.00	0.00	0.00
Total		100.00	100.00	2.23	2.23
Contamination		3.33		0.07	

C10: ACORN 3H Glass recycling – spring 2010

Primary cats	Sub-category	ACORN 3H Glass recycling			
		Concentration %	kg/hh/week		
Paper and card	Newspaper and magazines	0.00	0.02	0.00	0.00
	Directories and catalogues inc yellow pages	0.00		0.00	
	Junk mail and other recyclable paper	0.00		0.00	
	Paper packaging	0.00		0.00	
	Wall paper, tissues, hand towels, other non recyclable paper	0.00		0.00	
	Liquid cartons	0.00		0.00	
	Cardboard non corrugated	0.02		0.00	
	Cardboard corrugated	0.00		0.00	
Plastic film	Refuse sacks and other plastic film	0.00	0.00	0.00	0.00
	Carrier bags and packaging film	0.00		0.00	
Dense plastic	PET clear and coloured bottles	0.04	0.07	0.00	0.00
	HDPE opaque and coloured bottles	0.00		0.00	
	PVC clear and coloured bottles	0.00		0.00	
	Other rigid plastic packaging	0.02		0.00	
	Polystyrene	0.00		0.00	
	Video tapes/ music tapes	0.00		0.00	
	CDs, DVDs	0.00		0.00	
	Other rigid plastic	0.00		0.00	
Textiles	Re usable clothes	0.00	0.00	0.00	0.00
	Other reusable textiles	0.00		0.00	
	Non reusable	0.00		0.00	
Misc. combustible	Reusable Shoes, belts and bags	0.00	0.00	0.00	0.00
	Wood and cork packaging	0.00		0.00	
	Wood and cork non packaging	0.00		0.00	
	Kitchen units	0.00		0.00	
	Reusable furniture	0.00		0.00	
	Non reusable furniture	0.00		0.00	
	Carpet, underlay and carpet floor tiles	0.00		0.00	
	Sanitary waste	0.00		0.00	
	Nappies	0.00		0.00	
	Other combustible	0.00		0.00	
Misc. non-combustible	Ceramics	0.59	0.59	0.01	0.01
	Hardcore	0.00		0.00	
	Other DIY rubble	0.00		0.00	
	Other non-combustible	0.00		0.00	
Glass	Brown glass containers	7.17	99.07	0.10	1.43
	Green glass containers	46.16		0.67	
	Clear glass containers	44.06		0.64	
	Plate glass	0.00		0.00	
	Other reusable glass items list	0.00		0.00	
	Light bulbs	0.00		0.00	
	Other glass	1.67		0.02	
Ferrous metal	Ferrous food and beverage cans	0.26	0.26	0.00	0.00
	Aerosols	0.00		0.00	
	Other packaging	0.00		0.00	
	Re usable ferrous items	0.00		0.00	
	Other ferrous	0.00		0.00	
Non-ferrous metal	Non-ferrous food and beverage cans	0.00	0.00	0.00	0.00
	Aerosols	0.00		0.00	
	Foil	0.00		0.00	
	Other packaging	0.00		0.00	
	Re useable non ferrous items	0.00		0.00	
	Other non-ferrous	0.00		0.00	
Putrescibles	Raw fruit and vegetable matter	0.00	0.00	0.00	0.00
	Cooked or prepared food	0.00		0.00	
	Green garden waste	0.00		0.00	
	Woody garden waste	0.00		0.00	
	Soil	0.00		0.00	
	Other putrescibles	0.00		0.00	
Fines	Particles <10mm	0.00	0.00	0.00	0.00
WEEE	List	0.00	0.00	0.00	0.00
HHW	List	0.00	0.00	0.00	0.00
Total		100.00	100.00	1.44	1.44
Contamination		2.61		0.04	

C11: ACORN 3H Plastic and cans recycling – spring 2010

		ACORN 3H Plastic and Cans recycling			
Primary cats	Sub-category	Concentration %		kg/hh/week	
Paper and card	Newspaper and magazines	0.00	0.00	0.00	0.00
	Directories and catalogues inc yellow pages	0.00		0.00	
	Junk mail and other recyclable paper	0.00		0.00	
	Paper packaging	0.00		0.00	
	Wall paper, tissues, hand towels, other non recyclable paper	0.00		0.00	
	Liquid cartons	0.00		0.00	
	Cardboard non corrugated	0.00		0.00	
	Cardboard corrugated	0.00		0.00	
Plastic film	Refuse sacks and other plastic film	0.00	0.00	0.00	0.00
	Carrier bags and packaging film	0.00		0.00	
Dense plastic	PET clear and coloured bottles	47.67	76.99	0.47	0.76
	HDPE opaque and coloured bottles	19.63		0.19	
	PVC clear and coloured bottles	0.05		0.00	
	Other rigid plastic packaging	9.28		0.09	
	Polystyrene	0.00		0.00	
	Video tapes/ music tapes	0.00		0.00	
	CDs, DVDs	0.00		0.00	
	Other rigid plastic	0.00		0.00	
	Other re usable rigid plastic items	0.36		0.00	
Textiles	Re usable clothes	0.00	0.00	0.00	0.00
	Other reusable textiles	0.00		0.00	
	Non reusable	0.00		0.00	
Misc. combustible	Reusable Shoes, belts and bags	0.00	0.61	0.00	0.01
	Wood and cork packaging	0.00		0.00	
	Wood and cork non packaging	0.00		0.00	
	Kitchen units	0.00		0.00	
	Reusable furniture	0.00		0.00	
	Non reusable furniture	0.00		0.00	
	Carpet, underlay and carpet floor tiles	0.00		0.00	
	Sanitary waste	0.00		0.00	
	Nappies	0.00		0.00	
	Other combustible	0.61		0.01	
Misc. non-combustible	Ceramics	0.00	0.00	0.00	0.00
	Hardcore	0.00		0.00	
	Other DIY rubble	0.00		0.00	
	Other non-combustible	0.00		0.00	
Glass	Brown glass containers	0.00	0.52	0.00	0.01
	Green glass containers	0.00		0.00	
	Clear glass containers	0.52		0.01	
	Plate glass	0.00		0.00	
	Other reusable glass items list	0.00		0.00	
	Light bulbs	0.00		0.00	
	Other glass	0.00		0.00	
Ferrous metal	Ferrous food and beverage cans	14.76	16.01	0.14	0.16
	Aerosols	0.91		0.01	
	Other packaging	0.20		0.00	
	Re usable ferrous items	0.00		0.00	
	Other ferrous	0.14		0.00	
Non-ferrous metal	Non-ferrous food and beverage cans	2.56	2.92	0.03	0.03
	Aerosols	0.27		0.00	
	Foil	0.09		0.00	
	Other packaging	0.00		0.00	
	Re useable non ferrous items	0.00		0.00	
	Other non-ferrous	0.00		0.00	
Putrescibles	Raw fruit and vegetable matter	0.00	2.94	0.00	0.03
	Cooked or prepared food	2.94		0.03	
	Green garden waste	0.00		0.00	
	Woody garden waste	0.00		0.00	
	Soil	0.00		0.00	
	Other putrescibles	0.00		0.00	
Fines	Particles <10mm	0.00	0.00	0.00	0.00
WEEE	List	0.00	0.00	0.00	0.00
HHW	List	0.00	0.00	0.00	0.00
Total		100.00	100.00	0.98	0.98
Contamination		4.57		0.04	

C12: ACORN 3I Residual waste – spring 2010

Primary cats	Sub-category	ACORN 3I Residual waste			
		Concentration %		kg/hh/week	
Paper and card	Newspaper and magazines	0.29	9.53	0.02	0.60
	Directories and catalogues inc yellow pages	0.00		0.00	
	Junk mail and other recyclable paper	1.89		0.12	
	Paper packaging	0.80		0.05	
	Wall paper, tissues, hand towels, other non recyclable paper	4.03		0.25	
	Liquid cartons	0.39		0.02	
	Cardboard non corrugated	1.94		0.12	
	Cardboard corrugated	0.18		0.01	
Plastic film	Refuse sacks and other plastic film	1.32	7.01	0.08	0.44
	Carrier bags and packaging film	5.69		0.36	
Dense plastic	PET clear and coloured bottles	0.21	6.98	0.01	0.44
	HDPE opaque and coloured bottles	0.38		0.02	
	PVC clear and coloured bottles	0.00		0.00	
	Other rigid plastic packaging	4.50		0.28	
	Polystyrene	0.26		0.02	
	Video tapes/ music tapes	0.20		0.01	
	CDs, DVDs	0.04		0.00	
	Other rigid plastic	1.35		0.08	
	Other re usable rigid plastic items	0.04		0.00	
	Textiles	Re usable clothes		1.14	
Other reusable textiles		0.24	0.02		
Non reusable		3.59	0.23		
Misc. combustible	Reusable Shoes, belts and bags	1.03	5.87	0.06	0.37
	Wood and cork packaging	0.02		0.00	
	Wood and cork non packaging	0.66		0.04	
	Kitchen units	0.00		0.00	
	Reusable furniture	0.00		0.00	
	Non reusable furniture	0.00		0.00	
	Carpet, underlay and carpet floor tiles	0.91		0.06	
	Sanitary waste	0.04		0.00	
	Nappies	0.33		0.02	
Other combustible	2.88	0.18			
Misc. non-combustible	Ceramics	1.52	2.91	0.10	0.18
	Hardcore	0.00		0.00	
	Other DIY rubble	1.39		0.09	
	Other non-combustible	0.00		0.00	
Glass	Brown glass containers	0.00	0.80	0.00	0.05
	Green glass containers	0.00		0.00	
	Clear glass containers	0.56		0.04	
	Plate glass	0.00		0.00	
	Other reusable glass items list	0.00		0.00	
	Light bulbs	0.02		0.00	
	Other glass	0.22		0.01	
Ferrous metal	Ferrous food and beverage cans	0.74	3.22	0.05	0.20
	Aerosols	0.07		0.00	
	Other packaging	0.00		0.00	
	Re usable ferrous items	0.71		0.04	
	Other ferrous	1.70		0.11	
Non-ferrous metal	Non-ferrous food and beverage cans	0.04	0.88	0.00	0.06
	Aerosols	0.21		0.01	
	Foil	0.63		0.04	
	Other packaging	0.00		0.00	
	Re useable non ferrous items	0.00		0.00	
	Other non-ferrous	0.00		0.00	
Putrescibles	Raw fruit and vegetable matter	22.61	49.03	1.42	3.07
	Cooked or prepared food	22.31		1.40	
	Green garden waste	0.11		0.01	
	Woody garden waste	0.00		0.00	
	Soil	0.18		0.01	
	Other putrescibles	3.81		0.24	
Fines	Particles <10mm	3.19	3.19	0.20	0.20
WEEE	List	3.20	3.20	0.20	0.20
HHW	List	2.40	2.40	0.15	0.15
Total		100.00	100.00	6.27	6.27
Total potentially recyclable		12.18		0.76	

WEEE Resistors, sat dish, light socket, cable, remote, air fresh, comp leads, fuse box, cable, clock, fuse, witch, filament, calculator
HHW Batteries, dead mouse, paint.

C13: ACORN 3I Garden waste – spring 2010

Primary cats	Sub-category	ACORN 3I Garden Waste			
		Concentration %		kg/hh/week	
Paper and card	Newspaper and magazines	0.00	0.00	0.00	0.00
	Directories and catalogues inc yellow pages	0.00		0.00	
	Junk mail and other recyclable paper	0.00		0.00	
	Paper packaging	0.00		0.00	
	Wall paper, tissues, hand towels, other non recyclable paper	0.00		0.00	
	Liquid cartons	0.00		0.00	
	Cardboard non corrugated	0.00		0.00	
	Cardboard corrugated	0.00		0.00	
Plastic film	Refuse sacks and other plastic film	0.00	0.00	0.00	0.00
	Carrier bags and packaging film	0.00		0.00	
Dense plastic	PET clear and coloured bottles	0.00	0.01	0.00	0.00
	HDPE opaque and coloured bottles	0.00		0.00	
	PVC clear and coloured bottles	0.00		0.00	
	Other rigid plastic packaging	0.01		0.00	
	Polystyrene	0.00		0.00	
	Video tapes/ music tapes	0.00		0.00	
	CDs, DVDs	0.00		0.00	
	Other rigid plastic	0.00		0.00	
	Other re usable rigid plastic items	0.00		0.00	
Textiles	Re usable clothes	0.00	0.00	0.00	0.00
	Other reusable textiles	0.00		0.00	
	Non reusable	0.00		0.00	
Misc. combustible	Reusable Shoes, belts and bags	0.00	0.00	0.00	0.00
	Wood and cork packaging	0.00		0.00	
	Wood and cork non packaging	0.00		0.00	
	Kitchen units	0.00		0.00	
	Reusable furniture	0.00		0.00	
	Non reusable furniture	0.00		0.00	
	Carpet, underlay and carpet floor tiles	0.00		0.00	
	Sanitary waste	0.00		0.00	
	Nappies	0.00		0.00	
	Other combustible	0.00		0.00	
Misc. non-combustible	Ceramics	0.00	1.50	0.00	0.07
	Hardcore	1.50		0.07	
	Other DIY rubble	0.00		0.00	
	Other non-combustible	0.00		0.00	
Glass	Brown glass containers	0.00	0.00	0.00	0.00
	Green glass containers	0.00		0.00	
	Clear glass containers	0.00		0.00	
	Plate glass	0.00		0.00	
	Other reusable glass items list	0.00		0.00	
	Light bulbs	0.00		0.00	
Ferrous metal	Other glass	0.00	0.00	0.00	0.00
	Ferrous food and beverage cans	0.00		0.00	
	Aerosols	0.00		0.00	
	Other packaging	0.00		0.00	
	Re usable ferrous items	0.00		0.00	
Non-ferrous metal	Other ferrous	0.00	0.00	0.00	0.00
	Non-ferrous food and beverage cans	0.00		0.00	
	Aerosols	0.00		0.00	
	Foil	0.00		0.00	
	Other packaging	0.00		0.00	
	Re useable non ferrous items	0.00		0.00	
Putrescibles	Other non-ferrous	0.00	98.49	0.00	4.76
	Raw fruit and vegetable matter	0.60		0.03	
	Cooked or prepared food	0.00		0.00	
	Green garden waste	68.67		3.32	
	Woody garden waste	17.87		0.86	
	Soil	11.36		0.55	
Other putrescibles	0.00	0.00			
Fines	Particles <10mm	0.00	0.00	0.00	0.00
WEEE	List	0.00	0.00	0.00	0.00
HHW	List	0.00	0.00	0.00	0.00
Total		100.00	100.00	4.83	4.83
Contamination		2.10		0.10	

C14: ACORN 3I Paper and card recycling week 1- spring 2010

		ACORN 3I Paper and Card recycling			
Primary cats	Sub-category	Concentration %		kg/hh/week	
Paper and card	Newspaper and magazines	69.21	99.98	1.50	2.17
	Directories and catalogues inc yellow pages	14.17		0.31	
	Junk mail and other recyclable paper	6.17		0.13	
	Paper packaging	0.06		0.00	
	Wall paper, tissues, hand towels, other non recyclable paper	0.00		0.00	
	Liquid cartons	0.18		0.00	
	Cardboard non corrugated	7.04		0.15	
	Cardboard corrugated	3.16		0.07	
Plastic film	Refuse sacks and other plastic film	0.00	0.02	0.00	0.00
	Carrier bags and packaging film	0.02		0.00	
Dense plastic	PET clear and coloured bottles	0.00	0.00	0.00	0.00
	HDPE opaque and coloured bottles	0.00		0.00	
	PVC clear and coloured bottles	0.00		0.00	
	Other rigid plastic packaging	0.00		0.00	
	Polystyrene	0.00		0.00	
	Video tapes/ music tapes	0.00		0.00	
	CDs, DVDs	0.00		0.00	
	Other rigid plastic	0.00		0.00	
Other re usable rigid plastic items	0.00	0.00			
Textiles	Re usable clothes	0.00	0.00	0.00	0.00
	Other reusable textiles	0.00		0.00	
	Non reusable	0.00		0.00	
Misc. combustible	Reusable Shoes, belts and bags	0.00	0.00	0.00	0.00
	Wood and cork packaging	0.00		0.00	
	Wood and cork non packaging	0.00		0.00	
	Kitchen units	0.00		0.00	
	Reusable furniture	0.00		0.00	
	Non reusable furniture	0.00		0.00	
	Carpet, underlay and carpet floor tiles	0.00		0.00	
	Sanitary waste	0.00		0.00	
	Nappies	0.00		0.00	
Other combustible	0.00	0.00			
Misc. non-combustible	Ceramics	0.00	0.00	0.00	0.00
	Hardcore	0.00		0.00	
	Other DIY rubble	0.00		0.00	
	Other non-combustible	0.00		0.00	
Glass	Brown glass containers	0.00	0.00	0.00	0.00
	Green glass containers	0.00		0.00	
	Clear glass containers	0.00		0.00	
	Plate glass	0.00		0.00	
	Other reusable glass items list	0.00		0.00	
	Light bulbs	0.00		0.00	
	Other glass	0.00		0.00	
Ferrous metal	Ferrous food and beverage cans	0.00	0.00	0.00	0.00
	Aerosols	0.00		0.00	
	Other packaging	0.00		0.00	
	Re useable ferrous items	0.00		0.00	
	Other ferrous	0.00		0.00	
Non-ferrous metal	Non-ferrous food and beverage cans	0.00	0.00	0.00	0.00
	Aerosols	0.00		0.00	
	Foil	0.00		0.00	
	Other packaging	0.00		0.00	
	Re useable non ferrous items	0.00		0.00	
	Other non-ferrous	0.00		0.00	
Putrescibles	Raw fruit and vegetable matter	0.00	0.00	0.00	0.00
	Cooked or prepared food	0.00		0.00	
	Green garden waste	0.00		0.00	
	Woody garden waste	0.00		0.00	
	Soil	0.00		0.00	
	Other putrescibles	0.00		0.00	
Fines	Particles <10mm	0.00	0.00	0.00	0.00
WEEE	List	0.00	0.00	0.00	0.00
HHW	List	0.00	0.00	0.00	0.00
Total		100.00	100.00	2.17	2.17
Contamination		0.20		0.00	

C15: ACORN 3I Paper and card recycling week 2- spring 2010

Primary cats	Sub-category	ACORN 3I Paper and Card recycling			
		Concentration %		kg/hh/week	
Paper and card	Newspaper and magazines	60.51	99.79	1.66	2.74
	Directories and catalogues inc yellow pages	9.22		0.25	
	Junk mail and other recyclable paper	11.70		0.32	
	Paper packaging	0.82		0.02	
	Wall paper, tissues, hand towels, other non recyclable paper	0.31		0.01	
	Liquid cartons	0.98		0.03	
	Cardboard non corrugated	9.98		0.27	
	Cardboard corrugated	6.27		0.17	
Plastic film	Refuse sacks and other plastic film	0.00	0.11	0.00	0.00
	Carrier bags and packaging film	0.11		0.00	
Dense plastic	PET clear and coloured bottles	0.00	0.09	0.00	0.00
	HDPE opaque and coloured bottles	0.00		0.00	
	PVC clear and coloured bottles	0.00		0.00	
	Other rigid plastic packaging	0.09		0.00	
	Polystyrene	0.00		0.00	
	Video tapes/ music tapes	0.00		0.00	
	CDs, DVDs	0.00		0.00	
	Other rigid plastic	0.00		0.00	
	Other re usable rigid plastic items	0.00		0.00	
Textiles	Re usable clothes	0.00	0.00	0.00	0.00
	Other reusable textiles	0.00		0.00	
	Non reusable	0.00		0.00	
Misc. combustible	Reusable Shoes, belts and bags	0.00	0.00	0.00	0.00
	Wood and cork packaging	0.00		0.00	
	Wood and cork non packaging	0.00		0.00	
	Kitchen units	0.00		0.00	
	Reusable furniture	0.00		0.00	
	Non reusable furniture	0.00		0.00	
	Carpet, underlay and carpet floor tiles	0.00		0.00	
	Sanitary waste	0.00		0.00	
	Nappies	0.00		0.00	
	Other combustible	0.00		0.00	
Misc. non-combustible	Ceramics	0.00	0.00	0.00	0.00
	Hardcore	0.00		0.00	
	Other DIY rubble	0.00		0.00	
	Other non-combustible	0.00		0.00	
Glass	Brown glass containers	0.00	0.00	0.00	0.00
	Green glass containers	0.00		0.00	
	Clear glass containers	0.00		0.00	
	Plate glass	0.00		0.00	
	Other reusable glass items list	0.00		0.00	
	Light bulbs	0.00		0.00	
	Other glass	0.00		0.00	
Ferrous metal	Ferrous food and beverage cans	0.00	0.00	0.00	0.00
	Aerosols	0.00		0.00	
	Other packaging	0.00		0.00	
	Re useable ferrous items	0.00		0.00	
	Other ferrous	0.00		0.00	
Non-ferrous metal	Non-ferrous food and beverage cans	0.01	0.01	0.00	0.00
	Aerosols	0.00		0.00	
	Foil	0.00		0.00	
	Other packaging	0.00		0.00	
	Re useable non ferrous items	0.00		0.00	
	Other non-ferrous	0.00		0.00	
Putrescibles	Raw fruit and vegetable matter	0.00	0.00	0.00	0.00
	Cooked or prepared food	0.00		0.00	
	Green garden waste	0.00		0.00	
	Woody garden waste	0.00		0.00	
	Soil	0.00		0.00	
	Other putrescibles	0.00		0.00	
Fines	Particles <10mm	0.00	0.00	0.00	0.00
WEEE	List	0.00	0.00	0.00	0.00
HHW	List	0.00	0.00	0.00	0.00
Total		100.00	100.00	2.75	2.75
Contamination		1.50		0.04	

C16: ACORN 3I Plastic bottles, cans and glass recycling week 1 – spring 2010

Primary cats	Sub-category	ACORN 3I Plastic, Cans and Glass recycling			
		Concentration %		kg/hh/week	
Paper and card	Newspaper and magazines	0.00	0.00	0.00	0.00
	Directories and catalogues inc yellow pages	0.00		0.00	
	Junk mail and other recyclable paper	0.00		0.00	
	Paper packaging	0.00		0.00	
	Wall paper, tissues, hand towels, other non recyclable paper	0.00		0.00	
	Liquid cartons	0.00		0.00	
	Cardboard non corrugated	0.00		0.00	
	Cardboard corrugated	0.00		0.00	
Plastic film	Refuse sacks and other plastic film	0.00	0.00	0.00	0.00
	Carrier bags and packaging film	0.00		0.00	
Dense plastic	PET clear and coloured bottles	7.01	17.68	0.13	0.32
	HDPE opaque and coloured bottles	8.59		0.16	
	PVC clear and coloured bottles	0.00		0.00	
	Other rigid plastic packaging	2.08		0.04	
	Polystyrene	0.00		0.00	
	Video tapes/ music tapes	0.00		0.00	
	CDs, DVDs	0.00		0.00	
	Other rigid plastic	0.00		0.00	
	Other re usable rigid plastic items	0.00		0.00	
Textiles	Re usable clothes	0.00	0.00	0.00	0.00
	Other reusable textiles	0.00		0.00	
	Non reusable	0.00		0.00	
Misc. combustible	Reusable Shoes, belts and bags	0.00	0.00	0.00	0.00
	Wood and cork packaging	0.00		0.00	
	Wood and cork non packaging	0.00		0.00	
	Kitchen units	0.00		0.00	
	Reusable furniture	0.00		0.00	
	Non reusable furniture	0.00		0.00	
	Carpet, underlay and carpet floor tiles	0.00		0.00	
	Sanitary waste	0.00		0.00	
	Nappies	0.00		0.00	
	Other combustible	0.00		0.00	
Misc. non-combustible	Ceramics	0.00	0.00	0.00	0.00
	Hardcore	0.00		0.00	
	Other DIY rubble	0.00		0.00	
	Other non-combustible	0.00		0.00	
Glass	Brown glass containers	8.49	62.34	0.15	1.14
	Green glass containers	16.47		0.30	
	Clear glass containers	37.38		0.68	
	Plate glass	0.00		0.00	
	Other reusable glass items list	0.00		0.00	
	Light bulbs	0.00		0.00	
	Other glass	0.00		0.00	
Ferrous metal	Ferrous food and beverage cans	15.50	16.70	0.28	0.30
	Aerosols	1.20		0.02	
	Other packaging	0.00		0.00	
	Re usable ferrous items	0.00		0.00	
	Other ferrous	0.00		0.00	
Non-ferrous metal	Non-ferrous food and beverage cans	2.83	3.18	0.05	0.06
	Aerosols	0.20		0.00	
	Foil	0.15		0.00	
	Other packaging	0.00		0.00	
	Re useable non ferrous items	0.00		0.00	
Putrescibles	Other non-ferrous	0.00	0.00	0.00	0.00
	Raw fruit and vegetable matter	0.00		0.00	
	Cooked or prepared food	0.00		0.00	
	Green garden waste	0.00		0.00	
	Woody garden waste	0.00		0.00	
	Soil	0.00		0.00	
Other putrescibles	0.00	0.00			
Fines	Particles <10mm	0.00	0.00	0.00	0.00
WEEE	List	0.00	0.00	0.00	0.00
HHW	List	0.10	0.10	0.00	0.00
Total		100.00	100.00	1.82	1.82
Contamination			0.10		0.00

WEEE

HHW

Battery

C17: ACORN 3I Plastic bottles, cans and glass recycling week 2- spring 2010

Primary cats	Sub-category	ACORN 3I Plastic, Cans and Glass recycling			
		Concentration %		kg/hh/week	
Paper and card	Newspaper and magazines	0.00	0.09	0.00	0.00
	Directories and catalogues inc yellow pages	0.00		0.00	
	Junk mail and other recyclable paper	0.00		0.00	
	Paper packaging	0.00		0.00	
	Wall paper, tissues, hand towels, other non recyclable paper	0.00		0.00	
	Liquid cartons	0.00		0.00	
	Cardboard non corrugated	0.09		0.00	
	Cardboard corrugated	0.00		0.00	
Plastic film	Refuse sacks and other plastic film	0.00	0.02	0.00	0.00
	Carrier bags and packaging film	0.02		0.00	
Dense plastic	PET clear and coloured bottles	10.69	26.53	0.17	0.42
	HDPE opaque and coloured bottles	7.21		0.11	
	PVC clear and coloured bottles	0.00		0.00	
	Other rigid plastic packaging	1.70		0.03	
	Polystyrene	0.00		0.00	
	Video tapes/ music tapes	5.49		0.09	
	CDs, DVDs	0.17		0.00	
	Other rigid plastic	1.27		0.02	
	Other re usable rigid plastic items	0.00		0.00	
Textiles	Re usable clothes	0.00	0.00	0.00	0.00
	Other reusable textiles	0.00		0.00	
	Non reusable	0.00		0.00	
Misc. combustible	Reusable Shoes, belts and bags	0.00	0.00	0.00	0.00
	Wood and cork packaging	0.00		0.00	
	Wood and cork non packaging	0.00		0.00	
	Kitchen units	0.00		0.00	
	Reusable furniture	0.00		0.00	
	Non reusable furniture	0.00		0.00	
	Carpet, underlay and carpet floor tiles	0.00		0.00	
	Sanitary waste	0.00		0.00	
	Nappies	0.00		0.00	
	Other combustible	0.00		0.00	
Misc. non-combustible	Ceramics	0.00	0.00	0.00	0.00
	Hardcore	0.00		0.00	
	Other DIY rubble	0.00		0.00	
	Other non-combustible	0.00		0.00	
Glass	Brown glass containers	7.74	58.01	0.12	0.91
	Green glass containers	14.60		0.23	
	Clear glass containers	35.67		0.56	
	Plate glass	0.00		0.00	
	Other reusable glass items list	0.00		0.00	
	Light bulbs	0.00		0.00	
	Other glass	0.00		0.00	
Ferrous metal	Ferrous food and beverage cans	10.50	11.72	0.17	0.18
	Aerosols	1.22		0.02	
	Other packaging	0.00		0.00	
	Re usable ferrous items	0.00		0.00	
	Other ferrous	0.00		0.00	
Non-ferrous metal	Non-ferrous food and beverage cans	2.93	3.43	0.05	0.05
	Aerosols	0.34		0.01	
	Foil	0.15		0.00	
	Other packaging	0.00		0.00	
	Re useable non ferrous items	0.00		0.00	
	Other non-ferrous	0.00		0.00	
Putrescibles	Raw fruit and vegetable matter	0.00	0.00	0.00	0.00
	Cooked or prepared food	0.00		0.00	
	Green garden waste	0.00		0.00	
	Woody garden waste	0.00		0.00	
	Soil	0.00		0.00	
	Other putrescibles	0.00		0.00	
Fines	Particles <10mm	0.00	0.00	0.00	0.00
WEEE	List	0.21	0.21	0.00	0.00
HHW	List	0.00	0.00	0.00	0.00
Total		100.00	100.00	1.58	1.58
Contamination			7.24		0.11

WEEE

Indoor TV Ariel

C18: ACORN 4 Residual waste – spring 2010

		ACORN 4 Residual waste			
Primary cats	Sub-category	Concentration %		kg/hh/week	
Paper and card	Newspaper and magazines	3.51	12.19	0.25	0.88
	Directories and catalogues inc yellow pages	0.34		0.03	
	Junk mail and other recyclable paper	1.68		0.12	
	Paper packaging	0.93		0.07	
	Wall paper, tissues, hand towels, other non recyclable paper	2.03		0.15	
	Liquid cartons	0.51		0.04	
	Cardboard non corrugated	2.79		0.20	
	Cardboard corrugated	0.39		0.03	
Plastic film	Refuse sacks and other plastic film	1.63	6.16	0.12	0.45
	Carrier bags and packaging film	4.53		0.33	
Dense plastic	PET clear and coloured bottles	0.85	6.32	0.06	0.46
	HDPE opaque and coloured bottles	0.77		0.06	
	PVC clear and coloured bottles	0.04		0.00	
	Other rigid plastic packaging	3.71		0.27	
	Polystyrene	0.33		0.02	
	Video tapes/ music tapes	0.00		0.00	
	CDs, DVDs	0.02		0.00	
	Other rigid plastic	0.37		0.03	
	Other re usable rigid plastic items	0.23		0.02	
Textiles	Re usable clothes	1.28	2.45	0.09	0.18
	Other reusable textiles	0.22		0.02	
Misc. combustible	Non reusable	0.95	10.53	0.07	0.76
	Reusable Shoes, belts and bags	0.29		0.02	
	Wood and cork packaging	0.02		0.00	
	Wood and cork non packaging	0.11		0.01	
	Kitchen units	0.00		0.00	
	Reusable furniture	0.00		0.00	
	Non reusable furniture	0.00		0.00	
	Carpet, underlay and carpet floor tiles	0.09		0.01	
	Sanitary waste	0.80		0.06	
	Nappies	7.77		0.56	
Misc. non-combustible	Other combustible	1.45	1.05	0.11	0.08
	Ceramics	1.05		0.08	
	Hardcore	0.00		0.00	
	Other DIY rubble	0.00		0.00	
	Other non-combustible	0.00		0.00	
Glass	Brown glass containers	0.13	8.52	0.01	0.62
	Green glass containers	2.98		0.22	
	Clear glass containers	4.66		0.34	
	Plate glass	0.00		0.00	
	Other reusable glass items list	0.00		0.00	
	Light bulbs	0.02		0.00	
	Other glass	0.73		0.05	
Ferrous metal	Ferrous food and beverage cans	1.98	2.96	0.14	0.21
	Aerosols	0.28		0.02	
	Other packaging	0.01		0.00	
	Re usable ferrous items	0.08		0.01	
	Other ferrous	0.61		0.04	
Non-ferrous metal	Non-ferrous food and beverage cans	0.71	1.27	0.05	0.09
	Aerosols	0.13		0.01	
	Foil	0.43		0.03	
	Other packaging	0.00		0.00	
	Re useable non ferrous items	0.00		0.00	
Putrescibles	Other non-ferrous	0.00	47.31	0.00	3.43
	Raw fruit and vegetable matter	16.16		1.17	
	Cooked or prepared food	20.41		1.48	
	Green garden waste	2.06		0.15	
	Woody garden waste	0.29		0.02	
	Soil	0.00		0.00	
Other putrescibles	8.40	0.61			
Fines	Particles <10mm	1.05	1.05	0.08	0.08
WEEE	List	0.14	0.14	0.01	0.01
HHW	List	0.05	0.05	0.00	0.00
Total		100.00	100.00	7.25	7.25
Total potentially recyclable		20.90		1.52	

WEEE

Computer component, charger, plug, socket

HHW

Batteries, ink cartridge

C19: ACORN 4 Garden waste – spring 2010

		ACORN 4 Garden waste	
Primary cats	Sub-category	Concentration %	kg/hh/week

Paper and card	Newspaper and magazines	0.00	0.00	0.00	0.00
	Directories and catalogues inc yellow pages	0.00		0.00	
	Junk mail and other recyclable paper	0.00		0.00	
	Paper packaging	0.00		0.00	
	Wall paper, tissues, hand towels, other non recyclable paper	0.00		0.00	
	Liquid cartons	0.00		0.00	
	Cardboard non corrugated	0.00		0.00	
	Cardboard corrugated	0.00		0.00	
Plastic film	Refuse sacks and other plastic film	0.00	0.00	0.00	0.00
	Carrier bags and packaging film	0.00		0.00	
Dense plastic	PET clear and coloured bottles	0.00	0.00	0.00	0.00
	HDPE opaque and coloured bottles	0.00		0.00	
	PVC clear and coloured bottles	0.00		0.00	
	Other rigid plastic packaging	0.00		0.00	
	Polystyrene	0.00		0.00	
	Video tapes/ music tapes	0.00		0.00	
	CDs, DVDs	0.00		0.00	
	Other rigid plastic	0.00		0.00	
Textiles	Other re usable rigid plastic items	0.00	0.00	0.00	0.00
	Re usable clothes	0.00		0.00	
	Other reusable textiles	0.00		0.00	
Misc. combustible	Non reusable	0.00	0.00	0.00	0.00
	Reusable Shoes, belts and bags	0.00		0.00	
	Wood and cork packaging	0.00		0.00	
	Wood and cork non packaging	0.00		0.00	
	Kitchen units	0.00		0.00	
	Reusable furniture	0.00		0.00	
	Non reusable furniture	0.00		0.00	
	Carpet, underlay and carpet floor tiles	0.00		0.00	
	Sanitary waste	0.00		0.00	
	Nappies	0.00		0.00	
	Other combustible	0.00		0.00	
Misc. non-combustible	Ceramics	0.00	0.00	0.00	0.00
	Hardcore	0.00		0.00	
	Other DIY rubble	0.00		0.00	
	Other non-combustible	0.00		0.00	
Glass	Brown glass containers	0.00	0.00	0.00	0.00
	Green glass containers	0.00		0.00	
	Clear glass containers	0.00		0.00	
	Plate glass	0.00		0.00	
	Other reusable glass items list	0.00		0.00	
	Light bulbs	0.00		0.00	
	Other glass	0.00		0.00	
Ferrous metal	Ferrous food and beverage cans	0.00	0.00	0.00	0.00
	Aerosols	0.00		0.00	
	Other packaging	0.00		0.00	
	Re usable ferrous items	0.00		0.00	
	Other ferrous	0.00		0.00	
Non-ferrous metal	Non-ferrous food and beverage cans	0.00	0.00	0.00	0.00
	Aerosols	0.00		0.00	
	Foil	0.00		0.00	
	Other packaging	0.00		0.00	
	Re useable non ferrous items	0.00		0.00	
	Other non-ferrous	0.00		0.00	
Putrescibles	Raw fruit and vegetable matter	3.53	100.00	0.01	0.33
	Cooked or prepared food	0.00		0.00	
	Green garden waste	49.21		0.16	
	Woody garden waste	47.25		0.16	
	Soil	0.00		0.00	
	Other putrescibles	0.00		0.00	
Fines	Particles <10mm	0.00	0.00	0.00	0.00
WEEE	List	0.00	0.00	0.00	0.00
HHW	List	0.00	0.00	0.00	0.00
Total		100.00	100.00	0.33	0.33
Contamination		3.53		0.01	

C20: ACORN 4 Paper and card recycling – spring 2010

		ACORN 4 Paper and Card recycling			
Primary cats	Sub-category	Concentration %		kg/hh/week	
Paper and card	Newspaper and magazines	42.70	97.57	0.60	1.38
	Directories and catalogues inc yellow pages	1.95		0.03	
	Junk mail and other recyclable paper	11.48		0.16	
	Paper packaging	1.03		0.01	
	Wall paper, tissues, hand towels, other non recyclable paper	2.72		0.04	
	Liquid cartons	0.23		0.00	
	Cardboard non corrugated	17.51		0.25	
	Cardboard corrugated	19.96		0.28	
Plastic film	Refuse sacks and other plastic film	0.00	0.90	0.00	0.01
	Carrier bags and packaging film	0.90		0.01	
Dense plastic	PET clear and coloured bottles	0.00	0.29	0.00	0.00
	HDPE opaque and coloured bottles	0.00		0.00	
	PVC clear and coloured bottles	0.00		0.00	
	Other rigid plastic packaging	0.21		0.00	
	Polystyrene	0.00		0.00	
	Video tapes/ music tapes	0.00		0.00	
	CDs, DVDs	0.08		0.00	
	Other rigid plastic	0.00		0.00	
	Other re usable rigid plastic items	0.00		0.00	
Textiles	Re usable clothes	0.00	0.00	0.00	0.00
	Other reusable textiles	0.00		0.00	
	Non reusable	0.00		0.00	
Misc. combustible	Reusable Shoes, belts and bags	0.00	0.00	0.00	0.00
	Wood and cork packaging	0.00		0.00	
	Wood and cork non packaging	0.00		0.00	
	Kitchen units	0.00		0.00	
	Reusable furniture	0.00		0.00	
	Non reusable furniture	0.00		0.00	
	Carpet, underlay and carpet floor tiles	0.00		0.00	
	Sanitary waste	0.00		0.00	
	Nappies	0.00		0.00	
Other combustible	0.00	0.00			
Misc. non-combustible	Ceramics	0.00	0.00	0.00	0.00
	Hardcore	0.00		0.00	
	Other DIY rubble	0.00		0.00	
	Other non-combustible	0.00		0.00	
Glass	Brown glass containers	0.00	0.00	0.00	0.00
	Green glass containers	0.00		0.00	
	Clear glass containers	0.00		0.00	
	Plate glass	0.00		0.00	
	Other reusable glass items list	0.00		0.00	
	Light bulbs	0.00		0.00	
	Other glass	0.00		0.00	
Ferrous metal	Ferrous food and beverage cans	0.00	0.00	0.00	0.00
	Aerosols	0.00		0.00	
	Other packaging	0.00		0.00	
	Re useable ferrous items	0.00		0.00	
	Other ferrous	0.00		0.00	
Non-ferrous metal	Non-ferrous food and beverage cans	0.00	0.00	0.00	0.00
	Aerosols	0.00		0.00	
	Foil	0.00		0.00	
	Other packaging	0.00		0.00	
	Re useable non ferrous items	0.00		0.00	
	Other non-ferrous	0.00		0.00	
Putrescibles	Raw fruit and vegetable matter	0.00	1.24	0.00	0.02
	Cooked or prepared food	1.24		0.02	
	Green garden waste	0.00		0.00	
	Woody garden waste	0.00		0.00	
	Soil	0.00		0.00	
	Other putrescibles	0.00		0.00	
Fines	Particles <10mm	0.00	0.00	0.00	0.00
WEEE	List	0.00	0.00	0.00	0.00
HHW	List	0.00	0.00	0.00	0.00
Total		100.00	100.00	1.41	1.41
Contamination		5.38		0.08	

C21: ACORN 4 Plastic and cans recycling – spring 2010

Primary cats	Sub-category	ACORN 4 Plastic and Cans recycling			
		Concentration %	kg/hh/week		
Paper and card	Newspaper and magazines	0.18	0.36	0.00	0.00
	Directories and catalogues inc yellow pages	0.00		0.00	
	Junk mail and other recyclable paper	0.09		0.00	
	Paper packaging	0.00		0.00	
	Wall paper, tissues, hand towels, other non recyclable paper	0.00		0.00	
	Liquid cartons	0.00		0.00	
	Cardboard non corrugated	0.09		0.00	
	Cardboard corrugated	0.00		0.00	
Plastic film	Refuse sacks and other plastic film	2.58	3.25	0.01	0.02
	Carrier bags and packaging film	0.67		0.00	
Dense plastic	PET clear and coloured bottles	21.51	48.95	0.11	0.25
	HDPE opaque and coloured bottles	16.04		0.08	
	PVC clear and coloured bottles	0.18		0.00	
	Other rigid plastic packaging	10.16		0.05	
	Polystyrene	0.00		0.00	
	Video tapes/ music tapes	0.00		0.00	
	CDs, DVDs	0.00		0.00	
	Other rigid plastic	0.00		0.00	
	Other re usable rigid plastic items	1.07		0.01	
Textiles	Re usable clothes	0.00	0.00	0.00	0.00
	Other reusable textiles	0.00		0.00	
	Non reusable	0.00		0.00	
Misc. combustible	Reusable Shoes, belts and bags	0.00	0.00	0.00	0.00
	Wood and cork packaging	0.00		0.00	
	Wood and cork non packaging	0.00		0.00	
	Kitchen units	0.00		0.00	
	Reusable furniture	0.00		0.00	
	Non reusable furniture	0.00		0.00	
	Carpet, underlay and carpet floor tiles	0.00		0.00	
	Sanitary waste	0.00		0.00	
	Nappies	0.00		0.00	
	Other combustible	0.00		0.00	
Misc. non-combustible	Ceramics	0.00	0.00	0.00	0.00
	Hardcore	0.00		0.00	
	Other DIY rubble	0.00		0.00	
	Other non-combustible	0.00		0.00	
Glass	Brown glass containers	0.00	1.47	0.00	0.01
	Green glass containers	1.47		0.01	
	Clear glass containers	0.00		0.00	
	Plate glass	0.00		0.00	
	Other reusable glass items list	0.00		0.00	
	Light bulbs	0.00		0.00	
	Other glass	0.00		0.00	
Ferrous metal	Ferrous food and beverage cans	25.57	25.92	0.13	0.13
	Aerosols	0.36		0.00	
	Other packaging	0.00		0.00	
	Re usable ferrous items	0.00		0.00	
	Other ferrous	0.00		0.00	
Non-ferrous metal	Non-ferrous food and beverage cans	16.53	17.06	0.08	0.09
	Aerosols	0.53		0.00	
	Foil	0.00		0.00	
	Other packaging	0.00		0.00	
	Re useable non ferrous items	0.00		0.00	
	Other non-ferrous	0.00		0.00	
Putrescibles	Raw fruit and vegetable matter	0.76	2.98	0.00	0.02
	Cooked or prepared food	2.23		0.01	
	Green garden waste	0.00		0.00	
	Woody garden waste	0.00		0.00	
	Soil	0.00		0.00	
	Other putrescibles	0.00		0.00	
Fines	Particles <10mm	0.00	0.00	0.00	0.00
WEEE	List	0.00	0.00	0.00	0.00
HHW	List	0.00	0.00	0.00	0.00
Total		100.00	100.00	0.51	0.51
Contamination			9.13	0.05	

C22: ACORN 5 Residual waste – spring 2010

		ACORN 5 Residual waste			
Primary cats	Sub-category	Concentration %		kg/hh/week	
Paper and card	Newspaper and magazines	0.80	11.11	0.09	1.31
	Directories and catalogues inc yellow pages	0.63		0.07	
	Junk mail and other recyclable paper	2.22		0.26	
	Paper packaging	1.02		0.12	
	Wall paper, tissues, hand towels, other non recyclable paper	2.91		0.34	
	Liquid cartons	0.17		0.02	
	Cardboard non corrugated	2.79		0.33	
	Cardboard corrugated	0.56		0.07	
Plastic film	Refuse sacks and other plastic film	1.58	6.19	0.19	0.73
	Carrier bags and packaging film	4.61		0.54	
Dense plastic	PET clear and coloured bottles	0.45	8.68	0.05	1.02
	HDPE opaque and coloured bottles	0.11		0.01	
	PVC clear and coloured bottles	0.07		0.01	
	Other rigid plastic packaging	4.17		0.49	
	Polystyrene	0.35		0.04	
	Video tapes/ music tapes	0.05		0.01	
	CDs, DVDs	0.02		0.00	
	Other rigid plastic	3.06		0.36	
	Other re usable rigid plastic items	0.41		0.05	
	Textiles	Re usable clothes		0.70	
Other reusable textiles		0.93	0.11		
Non reusable		1.20	0.14		
Misc. combustible	Reusable Shoes, belts and bags	1.85	17.39	0.22	2.05
	Wood and cork packaging	0.13		0.02	
	Wood and cork non packaging	1.51		0.18	
	Kitchen units	0.00		0.00	
	Reusable furniture	0.00		0.00	
	Non reusable furniture	0.00		0.00	
	Carpet, underlay and carpet floor tiles	0.87		0.10	
	Sanitary waste	0.56		0.07	
	Nappies	9.47		1.12	
Misc. non-combustible	Other combustible	3.00	3.74	0.35	0.44
	Ceramics	3.03		0.36	
	Hardcore	0.00		0.00	
	Other DIY rubble	0.67		0.08	
Glass	Other non-combustible	0.05	2.52	0.01	0.30
	Brown glass containers	0.23		0.03	
	Green glass containers	0.18		0.02	
	Clear glass containers	1.44		0.17	
	Plate glass	0.16		0.02	
	Other reusable glass items list	0.32		0.04	
	Light bulbs	0.01		0.00	
Ferrous metal	Other glass	0.19	4.46	0.02	0.53
	Ferrous food and beverage cans	1.87		0.22	
	Aerosols	0.20		0.02	
	Other packaging	0.10		0.01	
	Re usable ferrous items	0.44		0.05	
Non-ferrous metal	Other ferrous	1.85	0.55	0.22	0.07
	Non-ferrous food and beverage cans	0.13		0.02	
	Aerosols	0.07		0.01	
	Foil	0.32		0.04	
	Other packaging	0.00		0.00	
	Re useable non ferrous items	0.00		0.00	
Putrescibles	Other non-ferrous	0.03	35.47	0.00	4.19
	Raw fruit and vegetable matter	15.32		1.81	
	Cooked or prepared food	16.03		1.89	
	Green garden waste	0.21		0.02	
	Woody garden waste	0.00		0.00	
	Soil	0.00		0.00	
Fines	Other putrescibles	3.91	2.47	0.46	0.29
	Particles <10mm	2.47		0.29	
WEEE	List	1.86	1.86	0.22	0.22
HHW	List	2.75	2.75	0.32	0.32
Total		100.00	100.00	11.81	11.81
Total potentially recyclable		15.71		1.85	

WEEE

Cable, bulb, torch, dvd player, toys, keyboard, blow heater, switch, alarm clock, charger, light, fish tank heater

HHW

Paint, batts, syringe needle, spray paint, pesticides and fungicides

C23: ACORN 5 Garden waste – spring 2010

		ACORN 5 Garden Waste			
Primary cats	Sub-category	Concentration %		kg/hh/week	
Paper and card	Newspaper and magazines	0.00	0.02	0.00	0.00
	Directories and catalogues inc yellow pages	0.00		0.00	
	Junk mail and other recyclable paper	0.01		0.00	
	Paper packaging	0.00		0.00	
	Wall paper, tissues, hand towels, other non recyclable paper	0.00		0.00	
	Liquid cartons	0.01		0.00	
	Cardboard non corrugated	0.00		0.00	
Plastic film	Cardboard corrugated	0.00	0.00	0.00	0.00
	Refuse sacks and other plastic film	0.00		0.00	
Dense plastic	Carrier bags and packaging film	0.00	0.48	0.00	0.05
	PET clear and coloured bottles	0.00		0.00	
	HDPE opaque and coloured bottles	0.00		0.00	
	PVC clear and coloured bottles	0.00		0.00	
	Other rigid plastic packaging	0.48		0.05	
	Polystyrene	0.00		0.00	
	Video tapes/ music tapes	0.00		0.00	
	CDs, DVDs	0.00		0.00	
	Other rigid plastic	0.00		0.00	
	Other re usable rigid plastic items	0.00		0.00	
Textiles	Re usable clothes	0.00	0.00	0.00	0.00
	Other reusable textiles	0.00		0.00	
	Non reusable	0.00		0.00	
Misc. combustible	Reusable Shoes, belts and bags	0.00	0.94	0.00	0.09
	Wood and cork packaging	0.00		0.00	
	Wood and cork non packaging	0.07		0.01	
	Kitchen units	0.00		0.00	
	Reusable furniture	0.00		0.00	
	Non reusable furniture	0.00		0.00	
	Carpet, underlay and carpet floor tiles	0.00		0.00	
	Sanitary waste	0.00		0.00	
	Nappies	0.00		0.00	
	Other combustible	0.87		0.08	
Misc. non-combustible	Ceramics	0.00	0.00	0.00	0.00
	Hardcore	0.00		0.00	
	Other DIY rubble	0.00		0.00	
	Other non-combustible	0.00		0.00	
Glass	Brown glass containers	0.00	0.00	0.00	0.00
	Green glass containers	0.00		0.00	
	Clear glass containers	0.00		0.00	
	Plate glass	0.00		0.00	
	Other reusable glass items list	0.00		0.00	
	Light bulbs	0.00		0.00	
	Other glass	0.00		0.00	
Ferrous metal	Ferrous food and beverage cans	0.00	0.00	0.00	0.00
	Aerosols	0.00		0.00	
	Other packaging	0.00		0.00	
	Re usable ferrous items	0.00		0.00	
	Other ferrous	0.00		0.00	
Non-ferrous metal	Non-ferrous food and beverage cans	0.00	0.00	0.00	0.00
	Aerosols	0.00		0.00	
	Foil	0.00		0.00	
	Other packaging	0.00		0.00	
	Re useable non ferrous items	0.00		0.00	
	Other non-ferrous	0.00		0.00	
Putrescibles	Raw fruit and vegetable matter	0.00	98.52	0.00	9.56
	Cooked or prepared food	0.00		0.00	
	Green garden waste	79.51		7.71	
	Woody garden waste	7.27		0.71	
	Soil	9.37		0.91	
	Other putrescibles	2.37		0.23	
Fines	Particles <10mm	0.05	0.05	0.01	0.01
WEEE	List	0.00	0.00	0.00	0.00
HHW	List	0.00	0.00	0.00	0.00
Total		100.00	100.00	9.70	9.70
Contamination		3.86		0.37	

C24: ACORN 5 Paper recycling – spring 2010

Primary cats	Sub-category	ACORN 5 Paper Recycling			
		Concentration %		kg/hh/week	
Paper and card	Newspaper and magazines	64.55	99.72	0.75	1.16
	Directories and catalogues inc yellow pages	20.59		0.24	
	Junk mail and other recyclable paper	14.35		0.17	
	Paper packaging	0.22		0.00	
	Wall paper, tissues, hand towels, other non recyclable paper	0.00		0.00	
	Liquid cartons	0.00		0.00	
	Cardboard non corrugated	0.00		0.00	
Plastic film	Cardboard corrugated	0.00	0.12	0.00	0.00
	Refuse sacks and other plastic film	0.06		0.00	
Dense plastic	Carrier bags and packaging film	0.06	0.00	0.00	0.00
	PET clear and coloured bottles	0.00		0.00	
	HDPE opaque and coloured bottles	0.00		0.00	
	PVC clear and coloured bottles	0.00		0.00	
	Other rigid plastic packaging	0.00		0.00	
	Polystyrene	0.00		0.00	
	Video tapes/ music tapes	0.00		0.00	
	CDs, DVDs	0.00		0.00	
	Other rigid plastic	0.00		0.00	
Textiles	Other re usable rigid plastic items	0.00	0.16	0.00	0.00
	Re usable clothes	0.00		0.00	
	Other reusable textiles	0.16		0.00	
Misc. combustible	Non reusable	0.00	0.00	0.00	0.00
	Reusable Shoes, belts and bags	0.00		0.00	
	Wood and cork packaging	0.00		0.00	
	Wood and cork non packaging	0.00		0.00	
	Kitchen units	0.00		0.00	
	Reusable furniture	0.00		0.00	
	Non reusable furniture	0.00		0.00	
	Carpet, underlay and carpet floor tiles	0.00		0.00	
	Sanitary waste	0.00		0.00	
	Nappies	0.00		0.00	
Misc. non-combustible	Other combustible	0.00	0.00	0.00	0.00
	Ceramics	0.00		0.00	
	Hardcore	0.00		0.00	
	Other DIY rubble	0.00		0.00	
Glass	Other non-combustible	0.00	0.00	0.00	0.00
	Brown glass containers	0.00		0.00	
	Green glass containers	0.00		0.00	
	Clear glass containers	0.00		0.00	
	Plate glass	0.00		0.00	
	Other reusable glass items list	0.00		0.00	
	Light bulbs	0.00		0.00	
Ferrous metal	Other glass	0.00	0.00	0.00	0.00
	Ferrous food and beverage cans	0.00		0.00	
	Aerosols	0.00		0.00	
	Other packaging	0.00		0.00	
	Re usable ferrous items	0.00		0.00	
Non-ferrous metal	Other ferrous	0.00	0.00	0.00	0.00
	Non-ferrous food and beverage cans	0.00		0.00	
	Aerosols	0.00		0.00	
	Foil	0.00		0.00	
	Other packaging	0.00		0.00	
	Re useable non ferrous items	0.00		0.00	
Putrescibles	Other non-ferrous	0.00	0.00	0.00	0.00
	Raw fruit and vegetable matter	0.00		0.00	
	Cooked or prepared food	0.00		0.00	
	Green garden waste	0.00		0.00	
	Woody garden waste	0.00		0.00	
	Soil	0.00		0.00	
Fines	Other putrescibles	0.00	0.00	0.00	0.00
WEEE	Particles <10mm	0.00		0.00	
HHW	List	0.00	0.00	0.00	0.00
Total		100.00	100.00	1.16	1.16
Contamination		0.28		0.00	

C25: ACORN 5 Card recycling – spring 2010

Primary cats	Sub-category	ACORN 5 Cardboard recycling			
		Concentration %		kg/hh/week	
Paper and card	Newspaper and magazines	0.00	99.02	0.00	0.74
	Directories and catalogues inc yellow pages	0.00		0.00	
	Junk mail and other recyclable paper	0.93		0.01	
	Paper packaging	0.20		0.00	
	Wall paper, tissues, hand towels, other non recyclable paper	0.00		0.00	
	Liquid cartons	0.78		0.01	
	Cardboard non corrugated	37.67		0.28	
	Cardboard corrugated	59.44		0.44	
Plastic film	Refuse sacks and other plastic film	0.00	0.14	0.00	0.00
	Carrier bags and packaging film	0.14		0.00	
Dense plastic	PET clear and coloured bottles	0.00	0.09	0.00	0.00
	HDPE opaque and coloured bottles	0.00		0.00	
	PVC clear and coloured bottles	0.00		0.00	
	Other rigid plastic packaging	0.09		0.00	
	Polystyrene	0.00		0.00	
	Video tapes/ music tapes	0.00		0.00	
	CDs, DVDs	0.00		0.00	
	Other rigid plastic	0.00		0.00	
Other re usable rigid plastic items	0.00	0.00			
Textiles	Re usable clothes	0.00	0.00	0.00	0.00
	Other reusable textiles	0.00		0.00	
	Non reusable	0.00		0.00	
Misc. combustible	Reusable Shoes, belts and bags	0.00	0.00	0.00	0.00
	Wood and cork packaging	0.00		0.00	
	Wood and cork non packaging	0.00		0.00	
	Kitchen units	0.00		0.00	
	Reusable furniture	0.00		0.00	
	Non reusable furniture	0.00		0.00	
	Carpet, underlay and carpet floor tiles	0.00		0.00	
	Sanitary waste	0.00		0.00	
	Nappies	0.00		0.00	
Other combustible	0.00	0.00			
Misc. non-combustible	Ceramics	0.00	0.00	0.00	0.00
	Hardcore	0.00		0.00	
	Other DIY rubble	0.00		0.00	
	Other non-combustible	0.00		0.00	
Glass	Brown glass containers	0.00	0.69	0.00	0.01
	Green glass containers	0.00		0.00	
	Clear glass containers	0.69		0.01	
	Plate glass	0.00		0.00	
	Other reusable glass items list	0.00		0.00	
	Light bulbs	0.00		0.00	
	Other glass	0.00		0.00	
Ferrous metal	Ferrous food and beverage cans	0.00	0.00	0.00	0.00
	Aerosols	0.00		0.00	
	Other packaging	0.00		0.00	
	Re usable ferrous items	0.00		0.00	
	Other ferrous	0.00		0.00	
Non-ferrous metal	Non-ferrous food and beverage cans	0.00	0.06	0.00	0.00
	Aerosols	0.00		0.00	
	Foil	0.06		0.00	
	Other packaging	0.00		0.00	
	Re useable non ferrous items	0.00		0.00	
	Other non-ferrous	0.00		0.00	
Putrescibles	Raw fruit and vegetable matter	0.00	0.00	0.00	0.00
	Cooked or prepared food	0.00		0.00	
	Green garden waste	0.00		0.00	
	Woody garden waste	0.00		0.00	
	Soil	0.00		0.00	
	Other putrescibles	0.00		0.00	
Fines	Particles <10mm	0.00	0.00	0.00	0.00
WEEE	List	0.00	0.00	0.00	0.00
HHW	List	0.00	0.00	0.00	0.00
Total		100.00	100.00	0.75	0.75
Contamination		2.90		0.02	

C26: ACORN 5 Plastic, cans and glass recycling – spring 2010

Primary cats	Sub-category	ACORN 5 Glass, Plastic and Cans recycling			
		Concentration %		kg/hh/week	
Paper and card	Newspaper and magazines	0.00	0.03	0.00	0.00
	Directories and catalogues inc yellow pages	0.00		0.00	
	Junk mail and other recyclable paper	0.00		0.00	
	Paper packaging	0.00		0.00	
	Wall paper, tissues, hand towels, other non recyclable paper	0.00		0.00	
	Liquid cartons	0.00		0.00	
	Cardboard non corrugated	0.03		0.00	
	Cardboard corrugated	0.00		0.00	
Plastic film	Refuse sacks and other plastic film	0.00	0.11	0.00	0.00
	Carrier bags and packaging film	0.11		0.00	
Dense plastic	PET clear and coloured bottles	7.04	15.51	0.13	0.29
	HDPE opaque and coloured bottles	6.49		0.12	
	PVC clear and coloured bottles	0.00		0.00	
	Other rigid plastic packaging	1.85		0.03	
	Polystyrene	0.00		0.00	
	Video tapes/ music tapes	0.00		0.00	
	CDs, DVDs	0.00		0.00	
	Other rigid plastic	0.14		0.00	
	Other re usable rigid plastic items	0.00		0.00	
Textiles	Re usable clothes	0.00	0.02	0.00	0.00
	Other reusable textiles	0.00		0.00	
	Non reusable	0.02		0.00	
Misc. combustible	Reusable Shoes, belts and bags	0.00	0.19	0.00	0.00
	Wood and cork packaging	0.00		0.00	
	Wood and cork non packaging	0.06		0.00	
	Kitchen units	0.00		0.00	
	Reusable furniture	0.00		0.00	
	Non reusable furniture	0.00		0.00	
	Carpet, underlay and carpet floor tiles	0.00		0.00	
	Sanitary waste	0.00		0.00	
	Nappies	0.00		0.00	
	Other combustible	0.13		0.00	
Misc. non-combustible	Ceramics	0.00	0.00	0.00	0.00
	Hardcore	0.00		0.00	
	Other DIY rubble	0.00		0.00	
	Other non-combustible	0.00		0.00	
Glass	Brown glass containers	6.22	66.01	0.12	1.22
	Green glass containers	10.81		0.20	
	Clear glass containers	27.51		0.51	
	Plate glass	21.06		0.39	
	Other reusable glass items list	0.00		0.00	
	Light bulbs	0.00		0.00	
	Other glass	0.41		0.01	
Ferrous metal	Ferrous food and beverage cans	16.95	17.16	0.31	0.32
	Aerosols	0.21		0.00	
	Other packaging	0.00		0.00	
	Re useable ferrous items	0.00		0.00	
	Other ferrous	0.00		0.00	
Non-ferrous metal	Non-ferrous food and beverage cans	0.00	0.00	0.00	0.00
	Aerosols	0.00		0.00	
	Foil	0.00		0.00	
	Other packaging	0.00		0.00	
	Re useable non ferrous items	0.00		0.00	
	Other non-ferrous	0.00		0.00	
Putrescibles	Raw fruit and vegetable matter	0.03	0.89	0.00	0.02
	Cooked or prepared food	0.86		0.02	
	Green garden waste	0.00		0.00	
	Woody garden waste	0.00		0.00	
	Soil	0.00		0.00	
	Other putrescibles	0.00		0.00	
Fines	Particles <10mm	0.00	0.00	0.00	0.00
WEEE	List	0.00	0.00	0.00	0.00
HHW	List	0.08	0.08	0.00	0.00
Total		100.00	100.00	1.85	1.85
Contamination		22.93		0.42	

HHW Batteries

Appendix D – Full Results Summer 2010

D1: ACORN 1 residual waste – summer 2010

Primary cats	Sub-category	ACORN 1 Residual waste			
		Concentration %		kg/hh/week	
Paper and card	Newspaper and magazines	0.53	8.70	0.03	0.45
	Directories and catalogues inc yellow pages	0.19		0.01	
	Junk mail and other recyclable paper	1.43		0.07	
	Paper packaging	0.80		0.04	
	Wall paper, tissues, hand towels, other non recyclable paper	3.87		0.20	
	Liquid cartons	0.14		0.01	
	Cardboard non corrugated	1.53		0.08	
	Cardboard corrugated	0.22		0.01	
Plastic film	Refuse sacks and other plastic film	1.65	5.81	0.09	0.30
	Carrier bags and packaging film	4.16		0.22	
Dense plastic	PET clear and coloured bottles	0.12	7.02	0.01	0.37
	HDPE opaque and coloured bottles	0.15		0.01	
	PVC clear and coloured bottles	0.00		0.00	
	Other rigid plastic packaging	2.41		0.13	
	Polystyrene	2.62		0.14	
	Video tapes/ music tapes	0.01		0.00	
	CDs, DVDs	0.07		0.00	
	Other rigid plastic	0.77		0.04	
Textiles	Other re usable rigid plastic items	0.88	2.94	0.05	0.15
	Re usable clothes	0.62		0.03	
	Other reusable textiles	0.11		0.01	
Misc. combustible	Non reusable	2.21	7.54	0.12	0.39
	Reusable Shoes, belts and bags	0.89		0.05	
	Wood and cork packaging	0.03		0.00	
	Wood and cork non packaging	0.93		0.05	
	Kitchen units	0.00		0.00	
	Reusable furniture	0.00		0.00	
	Non reusable furniture	0.00		0.00	
	Carpet, underlay and carpet floor tiles	1.87		0.10	
	Sanitary waste	0.24		0.01	
	Nappies	1.62		0.08	
Misc. non-combustible	Other combustible	1.96	3.40	0.10	0.18
	Ceramics	0.53		0.03	
	Hardcore	2.75		0.14	
	Other DIY rubble	0.06		0.00	
Glass	Other non-combustible	0.05	2.28	0.00	0.12
	Brown glass containers	0.15		0.01	
	Green glass containers	1.16		0.06	
	Clear glass containers	0.93		0.05	
	Plate glass	0.00		0.00	
	Other reusable glass items list	0.00		0.00	
	Light bulbs	0.00		0.00	
Ferrous metal	Other glass	0.04	2.34	0.00	0.12
	Ferrous food and beverage cans	0.30		0.02	
	Aerosols	0.11		0.01	
	Other packaging	0.25		0.01	
	Re usable ferrous items	0.15		0.01	
Non-ferrous metal	Other ferrous	1.53	0.63	0.08	0.03
	Non-ferrous food and beverage cans	0.05		0.00	
	Aerosols	0.29		0.02	
	Foil	0.29		0.02	
	Other packaging	0.00		0.00	
	Re useable non ferrous items	0.00		0.00	
Putrescibles	Other non-ferrous	0.00	56.51	0.00	2.95
	Raw fruit and vegetable matter	26.93		1.40	
	Cooked or prepared food	14.17		0.74	
	Green garden waste	8.50		0.44	
	Woody garden waste	1.21		0.06	
	Soil	3.21		0.17	
Fines	Other putrescibles	2.48	2.09	0.13	0.11
	Particles <10mm	2.09		0.11	
WEEE	List	0.43	0.43	0.02	0.02
HHW	List	0.31	0.31	0.02	0.02
Total		100.00	100.00	5.22	5.22
Total potentially recyclable		21.41		1.12	

WEEE
HHW

Smoke alarm, slide viewer, radio, toy, dildo, h phone, car phone charger, air fresh, panty line defuzzer, kettle base
batts x 3, condom, e.e blub, full ink carts

D2: ACORN 1 Garden – summer 2010

Nil set out

D3: ACORN 1 Mixed recycling – summer 2010 [paper, card, plastic, cans]

Primary cats	Sub-category	ACORN 1 mixed recycling			
		Concentration %		kg/hh/week	
Paper and card	Newspaper and magazines	47.97	77.00	1.50	2.40
	Directories and catalogues inc yellow pages	4.72		0.15	
	Junk mail and other recyclable paper	12.03		0.38	
	Paper packaging	0.50		0.02	
	Wall paper, tissues, hand towels, other non recyclable paper	2.35		0.07	
	Liquid cartons	1.49		0.05	
	Cardboard non corrugated	6.59		0.21	
	Cardboard corrugated	1.36		0.04	
Plastic film	Refuse sacks and other plastic film	1.34	2.76	0.04	0.09
	Carrier bags and packaging film	1.42		0.04	
Dense plastic	PET clear and coloured bottles	3.04	12.96	0.09	0.40
	HDPE opaque and coloured bottles	4.45		0.14	
	PVC clear and coloured bottles	0.03		0.00	
	Other rigid plastic packaging	5.11		0.16	
	Polystyrene	0.09		0.00	
	Video tapes/ music tapes	0.00		0.00	
	CDs, DVDs	0.11		0.00	
	Other rigid plastic	0.14		0.00	
Other re usable rigid plastic items	0.00	0.00			
Textiles	Re usable clothes	0.00	0.00	0.00	0.00
	Other reusable textiles	0.00		0.00	
	Non reusable	0.00		0.00	
Misc. combustible	Reusable Shoes, belts and bags	0.00	0.15	0.00	0.00
	Wood and cork packaging	0.00		0.00	
	Wood and cork non packaging	0.00		0.00	
	Kitchen units	0.00		0.00	
	Reusable furniture	0.00		0.00	
	Non reusable furniture	0.00		0.00	
	Carpet, underlay and carpet floor tiles	0.00		0.00	
	Sanitary waste	0.00		0.00	
	Nappies	0.00		0.00	
	Other combustible	0.15		0.00	
Misc. non-combustible	Ceramics	0.00	0.00	0.00	0.00
	Hardcore	0.00		0.00	
	Other DIY rubble	0.00		0.00	
	Other non-combustible	0.00		0.00	
Glass	Brown glass containers	0.00	0.00	0.00	0.00
	Green glass containers	0.00		0.00	
	Clear glass containers	0.00		0.00	
	Plate glass	0.00		0.00	
	Other reusable glass items list	0.00		0.00	
	Light bulbs	0.00		0.00	
	Other glass	0.00		0.00	
Ferrous metal	Ferrous food and beverage cans	5.43	5.52	0.17	0.17
	Aerosols	0.08		0.00	
	Other packaging	0.00		0.00	
	Re usable ferrous items	0.00		0.00	
	Other ferrous	0.02		0.00	
Non-ferrous metal	Non-ferrous food and beverage cans	0.77	1.22	0.02	0.04
	Aerosols	0.00		0.00	
	Foil	0.45		0.01	
	Other packaging	0.00		0.00	
	Re useable non ferrous items	0.00		0.00	
	Other non-ferrous	0.00		0.00	
Putrescibles	Raw fruit and vegetable matter	0.23	0.39	0.01	0.01
	Cooked or prepared food	0.17		0.01	
	Green garden waste	0.00		0.00	
	Woody garden waste	0.00		0.00	
	Soil	0.00		0.00	
	Other putrescibles	0.00		0.00	
Fines	Particles <10mm	0.00	0.00	0.00	0.00
WEEE	List	0.00	0.00	0.00	0.00
HHW	List	0.00	0.00	0.00	0.00
Total		100.00	100.00	3.12	3.12
Contamination		26.84		0.84	

D4: ACORN 1 Glass – summer 2010

Primary cats	Sub-category	ACORN 1 Glass recycling			
		Concentration %		kg/hh/week	
Paper and card	Newspaper and magazines	0.00	0.00	0.00	0.00
	Directories and catalogues inc yellow pages	0.00		0.00	
	Junk mail and other recyclable paper	0.00		0.00	
	Paper packaging	0.00		0.00	
	Wall paper, tissues, hand towels, other non recyclable paper	0.00		0.00	
	Liquid cartons	0.00		0.00	
	Cardboard non corrugated	0.00		0.00	
	Cardboard corrugated	0.00		0.00	
Plastic film	Refuse sacks and other plastic film	0.00	0.00	0.00	0.00
	Carrier bags and packaging film	0.00		0.00	
Dense plastic	PET clear and coloured bottles	0.00	0.00	0.00	0.00
	HDPE opaque and coloured bottles	0.00		0.00	
	PVC clear and coloured bottles	0.00		0.00	
	Other rigid plastic packaging	0.00		0.00	
	Polystyrene	0.00		0.00	
	Video tapes/ music tapes	0.00		0.00	
	CDs, DVDs	0.00		0.00	
	Other rigid plastic	0.00		0.00	
Other re usable rigid plastic items	0.00	0.00			
Textiles	Re usable clothes	0.00	0.00	0.00	0.00
	Other reusable textiles	0.00		0.00	
	Non reusable	0.00		0.00	
Misc. combustible	Reusable Shoes, belts and bags	0.00	0.00	0.00	0.00
	Wood and cork packaging	0.00		0.00	
	Wood and cork non packaging	0.00		0.00	
	Kitchen units	0.00		0.00	
	Reusable furniture	0.00		0.00	
	Non reusable furniture	0.00		0.00	
	Carpet, underlay and carpet floor tiles	0.00		0.00	
	Sanitary waste	0.00		0.00	
	Nappies	0.00		0.00	
	Other combustible	0.00		0.00	
Misc. non-combustible	Ceramics	0.00	0.00	0.00	0.00
	Hardcore	0.00		0.00	
	Other DIY rubble	0.00		0.00	
	Other non-combustible	0.00		0.00	
Glass	Brown glass containers	9.55	100.00	0.07	0.69
	Green glass containers	37.10		0.26	
	Clear glass containers	52.57		0.36	
	Plate glass	0.00		0.00	
	Other reusable glass items list	0.00		0.00	
	Light bulbs	0.07		0.00	
	Other glass	0.71		0.00	
Ferrous metal	Ferrous food and beverage cans	0.00	0.00	0.00	0.00
	Aerosols	0.00		0.00	
	Other packaging	0.00		0.00	
	Re usable ferrous items	0.00		0.00	
	Other ferrous	0.00		0.00	
Non-ferrous metal	Non-ferrous food and beverage cans	0.00	0.00	0.00	0.00
	Aerosols	0.00		0.00	
	Foil	0.00		0.00	
	Other packaging	0.00		0.00	
	Re useable non ferrous items	0.00		0.00	
Putrescibles	Other non-ferrous	0.00	0.00	0.00	0.00
	Raw fruit and vegetable matter	0.00		0.00	
	Cooked or prepared food	0.00		0.00	
	Green garden waste	0.00		0.00	
	Woody garden waste	0.00		0.00	
	Soil	0.00		0.00	
Fines	Other putrescibles	0.00	0.00	0.00	0.00
	Particles <10mm	0.00		0.00	
WEEE	List	0.00	0.00	0.00	0.00
HHW	List	0.00	0.00	0.00	0.00
Total		100.00	100.00	0.69	0.69
Contamination		0.77		0.01	

D5: ACORN 1 Plastic and cans recycling – summer 2010

Now collected with the paper and card

D6: ACORN 3H Residual waste week 1- summer 2010

Primary cats	Sub-category	ACORN 3H Residual waste			
		Concentration %		kg/hh/week	
Paper and card	Newspaper and magazines	2.45	12.98	0.20	1.08
	Directories and catalogues inc yellow pages	0.42		0.03	
	Junk mail and other recyclable paper	1.27		0.11	
	Paper packaging	0.77		0.06	
	Wall paper, tissues, hand towels, other non recyclable paper	3.92		0.33	
	Liquid cartons	0.45		0.04	
	Cardboard non corrugated	2.96		0.25	
	Cardboard corrugated	0.73		0.06	
Plastic film	Refuse sacks and other plastic film	0.97	5.97	0.08	0.50
	Carrier bags and packaging film	4.99		0.42	
Dense plastic	PET clear and coloured bottles	0.56	7.25	0.05	0.60
	HDPE opaque and coloured bottles	0.81		0.07	
	PVC clear and coloured bottles	0.00		0.00	
	Other rigid plastic packaging	4.16		0.35	
	Polystyrene	0.17		0.01	
	Video tapes/ music tapes	0.00		0.00	
	CDs, DVDs	0.01		0.00	
	Other rigid plastic	0.92		0.08	
Textiles	Other re usable rigid plastic items	0.63	1.76	0.05	0.15
	Re usable clothes	0.41		0.03	
	Other reusable textiles	0.00		0.00	
Misc. combustible	Non reusable	1.35	9.82	0.11	0.82
	Reusable Shoes, belts and bags	2.13		0.18	
	Wood and cork packaging	0.04		0.00	
	Wood and cork non packaging	0.38		0.03	
	Kitchen units	0.00		0.00	
	Reusable furniture	0.00		0.00	
	Non reusable furniture	0.00		0.00	
	Carpet, underlay and carpet floor tiles	0.00		0.00	
	Sanitary waste	0.37		0.03	
	Nappies	3.77		0.31	
	Other combustible	3.14		0.26	
Misc. non-combustible	Ceramics	0.38	0.44	0.03	0.04
	Hardcore	0.00		0.00	
	Other DIY rubble	0.00		0.00	
	Other non-combustible	0.06		0.00	
Glass	Brown glass containers	0.49	5.51	0.04	0.46
	Green glass containers	1.53		0.13	
	Clear glass containers	3.43		0.29	
	Plate glass	0.00		0.00	
	Other reusable glass items list	0.00		0.00	
	Light bulbs	0.01		0.00	
	Other glass	0.05		0.00	
Ferrous metal	Ferrous food and beverage cans	1.64	3.20	0.14	0.27
	Aerosols	0.27		0.02	
	Other packaging	0.00		0.00	
	Re usable ferrous items	0.22		0.02	
	Other ferrous	1.08		0.09	
Non-ferrous metal	Non-ferrous food and beverage cans	0.46	1.25	0.04	0.10
	Aerosols	0.21		0.02	
	Foil	0.58		0.05	
	Other packaging	0.00		0.00	
	Re useable non ferrous items	0.00		0.00	
	Other non-ferrous	0.00		0.00	
Putrescibles	Raw fruit and vegetable matter	19.36	49.12	1.61	4.09
	Cooked or prepared food	22.16		1.85	
	Green garden waste	1.47		0.12	
	Woody garden waste	0.42		0.04	
	Soil	0.00		0.00	
	Other putrescibles	5.71		0.48	
Fines	Particles <10mm	1.49	1.49	0.12	0.12
WEEE	List	1.16	1.16	0.10	0.10
HHW	List	0.05	0.05	0.00	0.00
Total		100.00	100.00	8.33	8.33
Total potentially recyclable		24.63		2.05	

WEEE 2 x kettles, alarm clock, cable, h. phones, cordless phone, charger
 HHW Used condom, batteries, dead mice, dead bird

D7: ACORN 3H Residual waste week 2 – summer 2010

		ACORN 3H Residual waste			
Primary cats	Sub-category	Concentration %		kg/hh/week	
Paper and card	Newspaper and magazines	0.99	14.06	0.10	1.43
	Directories and catalogues inc yellow pages	2.98		0.30	
	Junk mail and other recyclable paper	2.43		0.25	
	Paper packaging	1.49		0.15	
	Wall paper, tissues, hand towels, other non recyclable paper	1.47		0.15	
	Liquid cartons	0.62		0.06	
	Cardboard non corrugated	3.27		0.33	
	Cardboard corrugated	0.81		0.08	
	Plastic film	Refuse sacks and other plastic film		1.34	
Carrier bags and packaging film		3.77	0.38		
Dense plastic	PET clear and coloured bottles	0.71	6.55	0.07	0.67
	HDPE opaque and coloured bottles	0.70		0.07	
	PVC clear and coloured bottles	0.00		0.00	
	Other rigid plastic packaging	3.15		0.32	
	Polystyrene	0.16		0.02	
	Video tapes/ music tapes	0.00		0.00	
	CDs, DVDs	0.11		0.01	
	Other rigid plastic	1.46		0.15	
	Other re usable rigid plastic items	0.26		0.03	
Textiles	Re usable clothes	0.96	4.66	0.10	0.47
	Other reusable textiles	0.07		0.01	
	Non reusable	3.63		0.37	
Misc. combustible	Reusable Shoes, belts and bags	2.14	16.17	0.22	1.65
	Wood and cork packaging	0.02		0.00	
	Wood and cork non packaging	3.67		0.37	
	Kitchen units	0.00		0.00	
	Reusable furniture	0.00		0.00	
	Non reusable furniture	0.00		0.00	
	Carpet, underlay and carpet floor tiles	0.16		0.02	
	Sanitary waste	0.14		0.01	
	Nappies	8.42		0.86	
Misc. non-combustible	Other combustible	1.63	3.57	0.17	0.36
	Ceramics	0.86		0.09	
	Hardcore	0.00		0.00	
	Other DIY rubble	0.00		0.00	
Glass	Other non-combustible	2.70	0.28		
	Brown glass containers	0.10	5.39	0.01	0.55
	Green glass containers	1.42		0.14	
	Clear glass containers	2.90		0.30	
	Plate glass	0.00		0.00	
	Other reusable glass items list	0.91		0.09	
	Light bulbs	0.06		0.01	
Other glass	0.00	0.00			
Ferrous metal	Ferrous food and beverage cans	1.72	3.07	0.18	0.31
	Aerosols	0.05		0.00	
	Other packaging	0.02		0.00	
	Re usable ferrous items	0.00		0.00	
	Other ferrous	1.28		0.13	
Non-ferrous metal	Non-ferrous food and beverage cans	0.52	1.05	0.05	0.11
	Aerosols	0.13		0.01	
	Foil	0.38		0.04	
	Other packaging	0.00		0.00	
	Re useable non ferrous items	0.00		0.00	
	Other non-ferrous	0.02		0.00	
Putrescibles	Raw fruit and vegetable matter	13.98	34.95	1.42	3.56
	Cooked or prepared food	15.09		1.54	
	Green garden waste	0.91		0.09	
	Woody garden waste	0.00		0.00	
	Soil	0.00		0.00	
	Other putrescibles	4.97		0.51	
Fines	Particles <10mm	1.98	1.98	0.20	0.20
WEEE	List	1.59	1.59	0.16	0.16
HHW	List	1.87	1.87	0.19	0.19
Total		100.00	100.00	10.18	10.18
Contamination		20.26		2.06	

WEEE Video player, toys, circuit board, remote, smoke alarm, h phones, air fresh
 HHW Batteries, ink cart, colostomy bags, e.e bulbs, oil filter, syringe

D8: ACORN 3H Garden waste – summer 2010

Primary cats	Sub-category	ACORN 3H Garden waste			
		Concentration %		kg/hh/week	
Paper and card	Newspaper and magazines	0.00	0.00	0.00	0.00
	Directories and catalogues inc yellow pages	0.00		0.00	
	Junk mail and other recyclable paper	0.00		0.00	
	Paper packaging	0.00		0.00	
	Wall paper, tissues, hand towels, other non recyclable paper	0.00		0.00	
	Liquid cartons	0.00		0.00	
	Cardboard non corrugated	0.00		0.00	
	Cardboard corrugated	0.00		0.00	
Plastic film	Refuse sacks and other plastic film	0.00	0.00	0.00	0.00
	Carrier bags and packaging film	0.00		0.00	
Dense plastic	PET clear and coloured bottles	0.00	0.00	0.00	0.00
	HDPE opaque and coloured bottles	0.00		0.00	
	PVC clear and coloured bottles	0.00		0.00	
	Other rigid plastic packaging	0.00		0.00	
	Polystyrene	0.00		0.00	
	Video tapes/ music tapes	0.00		0.00	
	CDs, DVDs	0.00		0.00	
	Other rigid plastic	0.00		0.00	
Other re usable rigid plastic items	0.00	0.00			
Textiles	Re usable clothes	0.00	0.00	0.00	0.00
	Other reusable textiles	0.00		0.00	
	Non reusable	0.00		0.00	
Misc. combustible	Reusable Shoes, belts and bags	0.00	0.00	0.00	0.00
	Wood and cork packaging	0.00		0.00	
	Wood and cork non packaging	0.00		0.00	
	Kitchen units	0.00		0.00	
	Reusable furniture	0.00		0.00	
	Non reusable furniture	0.00		0.00	
	Carpet, underlay and carpet floor tiles	0.00		0.00	
	Sanitary waste	0.00		0.00	
	Nappies	0.00		0.00	
Other combustible	0.00	0.00			
Misc. non-combustible	Ceramics	0.00	0.00	0.00	0.00
	Hardcore	0.00		0.00	
	Other DIY rubble	0.00		0.00	
	Other non-combustible	0.00		0.00	
Glass	Brown glass containers	0.00	0.00	0.00	0.00
	Green glass containers	0.00		0.00	
	Clear glass containers	0.00		0.00	
	Plate glass	0.00		0.00	
	Other reusable glass items list	0.00		0.00	
	Light bulbs	0.00		0.00	
	Other glass	0.00		0.00	
Ferrous metal	Ferrous food and beverage cans	0.00	0.00	0.00	0.00
	Aerosols	0.00		0.00	
	Other packaging	0.00		0.00	
	Re useable ferrous items	0.00		0.00	
	Other ferrous	0.00		0.00	
Non-ferrous metal	Non-ferrous food and beverage cans	0.00	0.00	0.00	0.00
	Aerosols	0.00		0.00	
	Foil	0.00		0.00	
	Other packaging	0.00		0.00	
	Re useable non ferrous items	0.00		0.00	
Other non-ferrous	0.00	0.00			
Putrescibles	Raw fruit and vegetable matter	0.00	100.00	0.00	1.85
	Cooked or prepared food	0.00		0.00	
	Green garden waste	89.59		1.65	
	Woody garden waste	10.41		0.19	
	Soil	0.00		0.00	
	Other putrescibles	0.00		0.00	
Fines	Particles <10mm	0.00	0.00	0.00	0.00
WEEE	List	0.00	0.00	0.00	0.00
HHW	List	0.00	0.00	0.00	0.00
Total		100.00	100.00	1.85	1.85
Contamination		100.00		0.00	

D9: ACORN 3H Paper and card recycling – summer 2010

		ACORN 3H Paper and Card recycling			
Primary cats	Sub-category	Concentration %		kg/hh/week	
Paper and card	Newspaper and magazines	36.56	99.74	0.79	2.15
	Directories and catalogues inc yellow pages	25.30		0.55	
	Junk mail and other recyclable paper	10.47		0.23	
	Paper packaging	0.51		0.01	
	Wall paper, tissues, hand towels, other non recyclable paper	0.16		0.00	
	Liquid cartons	0.17		0.00	
	Cardboard non corrugated	9.70		0.21	
	Cardboard corrugated	16.86		0.36	
	Plastic film	Refuse sacks and other plastic film		0.01	
Carrier bags and packaging film		0.01		0.00	
Dense plastic	PET clear and coloured bottles	0.00	0.07	0.00	0.00
	HDPE opaque and coloured bottles	0.00		0.00	
	PVC clear and coloured bottles	0.00		0.00	
	Other rigid plastic packaging	0.07		0.00	
	Polystyrene	0.00		0.00	
	Video tapes/ music tapes	0.00		0.00	
	CDs, DVDs	0.00		0.00	
	Other rigid plastic	0.00		0.00	
Other re usable rigid plastic items	0.00	0.00			
Textiles	Re usable clothes	0.00	0.00	0.00	0.00
	Other reusable textiles	0.00		0.00	
	Non reusable	0.00		0.00	
Misc. combustible	Reusable Shoes, belts and bags	0.00	0.04	0.00	0.00
	Wood and cork packaging	0.00		0.00	
	Wood and cork non packaging	0.00		0.00	
	Kitchen units	0.00		0.00	
	Reusable furniture	0.00		0.00	
	Non reusable furniture	0.00		0.00	
	Carpet, underlay and carpet floor tiles	0.00		0.00	
	Sanitary waste	0.00		0.00	
	Nappies	0.00		0.00	
Other combustible	0.04	0.00			
Misc. non-combustible	Ceramics	0.00	0.00	0.00	0.00
	Hardcore	0.00		0.00	
	Other DIY rubble	0.00		0.00	
	Other non-combustible	0.00		0.00	
Glass	Brown glass containers	0.00	0.00	0.00	0.00
	Green glass containers	0.00		0.00	
	Clear glass containers	0.00		0.00	
	Plate glass	0.00		0.00	
	Other reusable glass items list	0.00		0.00	
	Light bulbs	0.00		0.00	
	Other glass	0.00		0.00	
Ferrous metal	Ferrous food and beverage cans	0.05	0.07	0.00	0.00
	Aerosols	0.00		0.00	
	Other packaging	0.00		0.00	
	Re usable ferrous items	0.02		0.00	
	Other ferrous	0.00		0.00	
Non-ferrous metal	Non-ferrous food and beverage cans	0.00	0.02	0.00	0.00
	Aerosols	0.00		0.00	
	Foil	0.02		0.00	
	Other packaging	0.00		0.00	
	Re useable non ferrous items	0.00		0.00	
	Other non-ferrous	0.00		0.00	
Putrescibles	Raw fruit and vegetable matter	0.00	0.00	0.00	0.00
	Cooked or prepared food	0.00		0.00	
	Green garden waste	0.00		0.00	
	Woody garden waste	0.00		0.00	
	Soil	0.00		0.00	
	Other putrescibles	0.00		0.00	
Fines	Particles <10mm	0.00	0.00	0.00	0.00
WEEE	List	0.03	0.03	0.00	0.00
HHW	List	0.00	0.00	0.00	0.00
Total		100.00	100.00	2.16	2.16
Contamination		0.60		0.01	

D10: ACORN 3H Glass recycling – summer 2010

Primary cats	Sub-category	ACORN 3H Glass recycling			
		Concentration %		kg/hh/week	
Paper and card	Newspaper and magazines	0.00	0.00	0.00	0.00
	Directories and catalogues inc yellow pages	0.00		0.00	
	Junk mail and other recyclable paper	0.00		0.00	
	Paper packaging	0.00		0.00	
	Wall paper, tissues, hand towels, other non recyclable paper	0.00		0.00	
	Liquid cartons	0.00		0.00	
	Cardboard non corrugated	0.00		0.00	
	Cardboard corrugated	0.00		0.00	
Plastic film	Refuse sacks and other plastic film	0.00	0.00	0.00	0.00
	Carrier bags and packaging film	0.00		0.00	
Dense plastic	PET clear and coloured bottles	0.00	0.20	0.00	0.00
	HDPE opaque and coloured bottles	0.00		0.00	
	PVC clear and coloured bottles	0.00		0.00	
	Other rigid plastic packaging	0.20		0.00	
	Polystyrene	0.00		0.00	
	Video tapes/ music tapes	0.00		0.00	
	CDs, DVDs	0.00		0.00	
	Other rigid plastic	0.00		0.00	
	Other re usable rigid plastic items	0.00		0.00	
Textiles	Re usable clothes	0.00	0.00	0.00	0.00
	Other reusable textiles	0.00		0.00	
	Non reusable	0.00		0.00	
Misc. combustible	Reusable Shoes, belts and bags	0.00	0.00	0.00	0.00
	Wood and cork packaging	0.00		0.00	
	Wood and cork non packaging	0.00		0.00	
	Kitchen units	0.00		0.00	
	Reusable furniture	0.00		0.00	
	Non reusable furniture	0.00		0.00	
	Carpet, underlay and carpet floor tiles	0.00		0.00	
	Sanitary waste	0.00		0.00	
	Nappies	0.00		0.00	
	Other combustible	0.00		0.00	
	Misc. non-combustible	Ceramics		1.50	
Hardcore		0.00	0.00		
Other DIY rubble		0.00	0.00		
Other non-combustible		0.00	0.00		
Glass	Brown glass containers	30.60	91.78	0.16	0.47
	Green glass containers	46.43		0.24	
	Clear glass containers	10.81		0.06	
	Plate glass	0.00		0.00	
	Other reusable glass items list	1.05		0.01	
	Light bulbs	0.04		0.00	
	Other glass	2.86		0.01	
Ferrous metal	Ferrous food and beverage cans	0.07	0.07	0.00	0.00
	Aerosols	0.00		0.00	
	Other packaging	0.00		0.00	
	Re usable ferrous items	0.00		0.00	
	Other ferrous	0.00		0.00	
Non-ferrous metal	Non-ferrous food and beverage cans	0.00	0.00	0.00	0.00
	Aerosols	0.00		0.00	
	Foil	0.00		0.00	
	Other packaging	0.00		0.00	
	Re useable non ferrous items	0.00		0.00	
Putrescibles	Raw fruit and vegetable matter	0.00	6.45	0.00	0.03
	Cooked or prepared food	6.45		0.03	
	Green garden waste	0.00		0.00	
	Woody garden waste	0.00		0.00	
	Soil	0.00		0.00	
	Other putrescibles	0.00		0.00	
Fines	Particles <10mm	0.00	0.00	0.00	0.00
WEEE	List	0.00	0.00	0.00	0.00
HHW	List	0.00	0.00	0.00	0.00
Total		100.00	100.00	0.51	0.51
Contamination		12.16		0.06	

D11: ACORN 1 Plastic and cans recycling – summer 2010

Primary cats	Sub-category	ACORN 3H Plastic and Cans recycling			
		Concentration %	kg/hh/week		
Paper and card	Newspaper and magazines	0.00	0.26	0.00	0.00
	Directories and catalogues inc yellow pages	0.00		0.00	
	Junk mail and other recyclable paper	0.00		0.00	
	Paper packaging	0.00		0.00	
	Wall paper, tissues, hand towels, other non recyclable paper	0.00		0.00	
	Liquid cartons	0.23		0.00	
	Cardboard non corrugated	0.03		0.00	
	Cardboard corrugated	0.00		0.00	
Plastic film	Refuse sacks and other plastic film	0.00	0.09	0.00	0.00
	Carrier bags and packaging film	0.09		0.00	
Dense plastic	PET clear and coloured bottles	25.41	55.11	0.10	0.21
	HDPE opaque and coloured bottles	17.55		0.07	
	PVC clear and coloured bottles	0.18		0.00	
	Other rigid plastic packaging	9.78		0.04	
	Polystyrene	0.00		0.00	
	Video tapes/ music tapes	0.00		0.00	
	CDs, DVDs	0.00		0.00	
	Other rigid plastic	2.19		0.01	
Other re usable rigid plastic items	0.00	0.00			
Textiles	Re usable clothes	0.00	0.00	0.00	0.00
	Other reusable textiles	0.00		0.00	
	Non reusable	0.00		0.00	
Misc. combustible	Reusable Shoes, belts and bags	0.00	0.44	0.00	0.00
	Wood and cork packaging	0.00		0.00	
	Wood and cork non packaging	0.00		0.00	
	Kitchen units	0.00		0.00	
	Reusable furniture	0.00		0.00	
	Non reusable furniture	0.00		0.00	
	Carpet, underlay and carpet floor tiles	0.00		0.00	
	Sanitary waste	0.00		0.00	
	Nappies	0.00		0.00	
	Other combustible	0.44		0.00	
Misc. non-combustible	Ceramics	0.00	0.00	0.00	0.00
	Hardcore	0.00		0.00	
	Other DIY rubble	0.00		0.00	
	Other non-combustible	0.00		0.00	
Glass	Brown glass containers	0.00	31.05	0.00	0.12
	Green glass containers	0.99		0.00	
	Clear glass containers	0.61		0.00	
	Plate glass	0.00		0.00	
	Other reusable glass items list	0.00		0.00	
	Light bulbs	0.00		0.00	
	Other glass	29.44		0.11	
Ferrous metal	Ferrous food and beverage cans	1.02	9.52	0.00	0.04
	Aerosols	0.00		0.00	
	Other packaging	0.88		0.00	
	Re usable ferrous items	0.67		0.00	
	Other ferrous	6.95		0.03	
Non-ferrous metal	Non-ferrous food and beverage cans	0.18	0.20	0.00	0.00
	Aerosols	0.03		0.00	
	Foil	0.00		0.00	
	Other packaging	0.00		0.00	
	Re useable non ferrous items	0.00		0.00	
	Other non-ferrous	0.00		0.00	
Putrescibles	Raw fruit and vegetable matter	0.00	3.33	0.00	0.01
	Cooked or prepared food	3.33		0.01	
	Green garden waste	0.00		0.00	
	Woody garden waste	0.00		0.00	
	Soil	0.00		0.00	
	Other putrescibles	0.00		0.00	
Fines	Particles <10mm	0.00	0.00	0.00	0.00
WEEE	List	0.00	0.00	0.00	0.00
HHW	List	0.00	0.00	0.00	0.00
Total		100.00	100.00	0.38	0.38
Contamination		44.98		0.17	

D12: ACORN 3I Residual waste – summer 2010

Primary cats	Sub-category	ACORN 3I Residual waste			
		Concentration %		kg/hh/week	
Paper and card	Newspaper and magazines	1.10	14.03	0.05	0.67
	Directories and catalogues inc yellow pages	0.00		0.00	
	Junk mail and other recyclable paper	3.64		0.17	
	Paper packaging	1.32		0.06	
	Wall paper, tissues, hand towels, other non recyclable paper	4.18		0.20	
	Liquid cartons	0.54		0.03	
	Cardboard non corrugated	2.91		0.14	
	Cardboard corrugated	0.36		0.02	
	Plastic film	Refuse sacks and other plastic film		1.49	
Carrier bags and packaging film		6.13	0.29		
Dense plastic	PET clear and coloured bottles	0.13	7.26	0.01	0.35
	HDPE opaque and coloured bottles	0.17		0.01	
	PVC clear and coloured bottles	0.00		0.00	
	Other rigid plastic packaging	5.76		0.28	
	Polystyrene	0.37		0.02	
	Video tapes/ music tapes	0.00		0.00	
	CDs, DVDs	0.02		0.00	
	Other rigid plastic	0.63		0.03	
	Other re usable rigid plastic items	0.18		0.01	
Textiles	Re usable clothes	0.22	0.78	0.01	0.04
	Other reusable textiles	0.00		0.00	
	Non reusable	0.56		0.03	
Misc. combustible	Reusable Shoes, belts and bags	0.15	5.00	0.01	0.24
	Wood and cork packaging	0.02		0.00	
	Wood and cork non packaging	0.15		0.01	
	Kitchen units	0.00		0.00	
	Reusable furniture	0.00		0.00	
	Non reusable furniture	0.00		0.00	
	Carpet, underlay and carpet floor tiles	0.00		0.00	
	Sanitary waste	0.45		0.02	
	Nappies	2.69		0.13	
Misc. non-combustible	Other combustible	1.53	2.09	0.07	0.10
	Ceramics	0.46		0.02	
	Hardcore	1.63		0.08	
	Other DIY rubble	0.00		0.00	
Glass	Other non-combustible	0.00	1.16	0.00	0.06
	Brown glass containers	0.09		0.00	
	Green glass containers	0.00		0.00	
	Clear glass containers	0.81		0.04	
	Plate glass	0.00		0.00	
	Other reusable glass items list	0.00		0.00	
	Light bulbs	0.00		0.00	
Other glass	0.26	0.01			
Ferrous metal	Ferrous food and beverage cans	0.65	1.05	0.03	0.05
	Aerosols	0.24		0.01	
	Other packaging	0.10		0.00	
	Re usable ferrous items	0.03		0.00	
	Other ferrous	0.04		0.00	
Non-ferrous metal	Non-ferrous food and beverage cans	0.01	0.71	0.00	0.03
	Aerosols	0.04		0.00	
	Foil	0.65		0.03	
	Other packaging	0.00		0.00	
	Re useable non ferrous items	0.00		0.00	
	Other non-ferrous	0.01		0.00	
Putrescibles	Raw fruit and vegetable matter	22.97	56.01	1.10	2.69
	Cooked or prepared food	20.70		0.99	
	Green garden waste	6.54		0.31	
	Woody garden waste	0.05		0.00	
	Soil	0.00		0.00	
	Other putrescibles	5.75		0.28	
Fines	Particles <10mm	2.79	2.79	0.13	0.13
WEEE	List	1.41	1.41	0.07	0.07
HHW	List	0.07	0.07	0.00	0.00
Total		100.00	100.00	4.81	4.81
Total potentially recyclable		23.65		1.14	

WEEE

Remote, alarm clock, multimeter, pencil sharpener, solar lamp, shaver, discman, video cam, leads, charger, light fitting, in car charger

HHW

Battery, ink cartridge

D13: ACORN 3I Garden waste – summer 2010

Primary cats	Sub-category	ACORN 3I Garden Waste			
		Concentration %		kg/hh/week	
Paper and card	Newspaper and magazines	0.00	0.01	0.00	0.00
	Directories and catalogues inc yellow pages	0.00		0.00	
	Junk mail and other recyclable paper	0.00		0.00	
	Paper packaging	0.00		0.00	
	Wall paper, tissues, hand towels, other non recyclable paper	0.00		0.00	
	Liquid cartons	0.00		0.00	
	Cardboard non corrugated	0.01		0.00	
	Cardboard corrugated	0.00		0.00	
Plastic film	Refuse sacks and other plastic film	0.00	0.02	0.00	0.00
	Carrier bags and packaging film	0.02		0.00	
Dense plastic	PET clear and coloured bottles	0.00	0.01	0.00	0.00
	HDPE opaque and coloured bottles	0.00		0.00	
	PVC clear and coloured bottles	0.00		0.00	
	Other rigid plastic packaging	0.01		0.00	
	Polystyrene	0.00		0.00	
	Video tapes/ music tapes	0.00		0.00	
	CDs, DVDs	0.00		0.00	
	Other rigid plastic	0.00		0.00	
Other re usable rigid plastic items	0.00	0.00			
Textiles	Re usable clothes	0.00	0.00	0.00	0.00
	Other reusable textiles	0.00		0.00	
	Non reusable	0.00		0.00	
Misc. combustible	Reusable Shoes, belts and bags	0.00	0.16	0.00	0.01
	Wood and cork packaging	0.00		0.00	
	Wood and cork non packaging	0.16		0.01	
	Kitchen units	0.00		0.00	
	Reusable furniture	0.00		0.00	
	Non reusable furniture	0.00		0.00	
	Carpet, underlay and carpet floor tiles	0.00		0.00	
	Sanitary waste	0.00		0.00	
	Nappies	0.00		0.00	
	Other combustible	0.00		0.00	
Misc. non-combustible	Ceramics	0.00	3.72	0.00	0.14
	Hardcore	3.72		0.14	
	Other DIY rubble	0.00		0.00	
	Other non-combustible	0.00		0.00	
Glass	Brown glass containers	0.00	0.00	0.00	0.00
	Green glass containers	0.00		0.00	
	Clear glass containers	0.00		0.00	
	Plate glass	0.00		0.00	
	Other reusable glass items list	0.00		0.00	
	Light bulbs	0.00		0.00	
	Other glass	0.00		0.00	
Ferrous metal	Ferrous food and beverage cans	0.00	0.00	0.00	0.00
	Aerosols	0.00		0.00	
	Other packaging	0.00		0.00	
	Re usable ferrous items	0.00		0.00	
	Other ferrous	0.00		0.00	
Non-ferrous metal	Non-ferrous food and beverage cans	0.00	0.00	0.00	0.00
	Aerosols	0.00		0.00	
	Foil	0.00		0.00	
	Other packaging	0.00		0.00	
	Re useable non ferrous items	0.00		0.00	
	Other non-ferrous	0.00		0.00	
Putrescibles	Raw fruit and vegetable matter	0.67	78.96	0.03	3.03
	Cooked or prepared food	0.00		0.00	
	Green garden waste	62.40		2.39	
	Woody garden waste	12.03		0.46	
	Soil	3.65		0.14	
	Other putrescibles	0.22		0.01	
Fines	Particles <10mm	17.12	17.12	0.66	0.66
WEEE	List	0.00	0.00	0.00	0.00
HHW	List	0.00	0.00	0.00	0.00
Total		100.00	100.00	3.84	3.84
Contamination		21.92		0.84	

D14: ACORN 3I Paper and card recycling week 1- summer 2010

		ACORN 3I Paper and Card recycling			
Primary cats	Sub-category	Concentration %		kg/hh/week	
Paper and card	Newspaper and magazines	60.62	99.62	1.73	2.84
	Directories and catalogues inc yellow pages	17.19		0.49	
	Junk mail and other recyclable paper	5.90		0.17	
	Paper packaging	0.62		0.02	
	Wall paper, tissues, hand towels, other non recyclable paper	0.04		0.00	
	Liquid cartons	0.37		0.01	
	Cardboard non corrugated	7.18		0.20	
	Cardboard corrugated	7.71		0.22	
Plastic film	Refuse sacks and other plastic film	0.00	0.15	0.00	0.00
	Carrier bags and packaging film	0.15		0.00	
Dense plastic	PET clear and coloured bottles	0.00	0.19	0.00	0.01
	HDPE opaque and coloured bottles	0.00		0.00	
	PVC clear and coloured bottles	0.00		0.00	
	Other rigid plastic packaging	0.19		0.01	
	Polystyrene	0.00		0.00	
	Video tapes/ music tapes	0.00		0.00	
	CDs, DVDs	0.00		0.00	
	Other rigid plastic	0.00		0.00	
Other re usable rigid plastic items	0.00	0.00			
Textiles	Re usable clothes	0.00	0.00	0.00	0.00
	Other reusable textiles	0.00		0.00	
	Non reusable	0.00		0.00	
Misc. combustible	Reusable Shoes, belts and bags	0.00	0.02	0.00	0.00
	Wood and cork packaging	0.02		0.00	
	Wood and cork non packaging	0.00		0.00	
	Kitchen units	0.00		0.00	
	Reusable furniture	0.00		0.00	
	Non reusable furniture	0.00		0.00	
	Carpet, underlay and carpet floor tiles	0.00		0.00	
	Sanitary waste	0.00		0.00	
	Nappies	0.00		0.00	
	Other combustible	0.00		0.00	
Misc. non-combustible	Ceramics	0.00	0.00	0.00	0.00
	Hardcore	0.00		0.00	
	Other DIY rubble	0.00		0.00	
	Other non-combustible	0.00		0.00	
Glass	Brown glass containers	0.00	0.00	0.00	0.00
	Green glass containers	0.00		0.00	
	Clear glass containers	0.00		0.00	
	Plate glass	0.00		0.00	
	Other reusable glass items list	0.00		0.00	
	Light bulbs	0.00		0.00	
	Other glass	0.00		0.00	
Ferrous metal	Ferrous food and beverage cans	0.00	0.00	0.00	0.00
	Aerosols	0.00		0.00	
	Other packaging	0.00		0.00	
	Re usable ferrous items	0.00		0.00	
	Other ferrous	0.00		0.00	
Non-ferrous metal	Non-ferrous food and beverage cans	0.00	0.02	0.00	0.00
	Aerosols	0.00		0.00	
	Foil	0.02		0.00	
	Other packaging	0.00		0.00	
	Re useable non ferrous items	0.00		0.00	
	Other non-ferrous	0.00		0.00	
Putrescibles	Raw fruit and vegetable matter	0.00	0.00	0.00	0.00
	Cooked or prepared food	0.00		0.00	
	Green garden waste	0.00		0.00	
	Woody garden waste	0.00		0.00	
	Soil	0.00		0.00	
	Other putrescibles	0.00		0.00	
Fines	Particles <10mm	0.00	0.00	0.00	0.00
WEEE	List	0.00	0.00	0.00	0.00
HHW	List	0.00	0.00	0.00	0.00
Total		100.00	100.00	2.85	2.85
Contamination		0.79		0.02	

D15: ACORN 3I Paper and card recycling week 2- summer 2010

Primary cats	Sub-category	ACORN 3I Paper and Card recycling			
		Concentration %	kg/hh/week		
Paper and card	Newspaper and magazines	56.83	99.87	1.56	2.75
	Directories and catalogues inc yellow pages	10.83		0.30	
	Junk mail and other recyclable paper	9.94		0.27	
	Paper packaging	0.24		0.01	
	Wall paper, tissues, hand towels, other non recyclable paper	0.63		0.02	
	Liquid cartons	0.25		0.01	
	Cardboard non corrugated	11.62		0.32	
	Cardboard corrugated	9.55		0.26	
Plastic film	Refuse sacks and other plastic film	0.05	0.11	0.00	0.00
	Carrier bags and packaging film	0.06		0.00	
Dense plastic	PET clear and coloured bottles	0.00	0.02	0.00	0.00
	HDPE opaque and coloured bottles	0.00		0.00	
	PVC clear and coloured bottles	0.00		0.00	
	Other rigid plastic packaging	0.01		0.00	
	Polystyrene	0.01		0.00	
	Video tapes/ music tapes	0.00		0.00	
	CDs, DVDs	0.00		0.00	
	Other rigid plastic	0.00		0.00	
Other re usable rigid plastic items	0.00	0.00			
Textiles	Re usable clothes	0.00	0.00	0.00	0.00
	Other reusable textiles	0.00		0.00	
	Non reusable	0.00		0.00	
Misc. combustible	Reusable Shoes, belts and bags	0.00	0.00	0.00	0.00
	Wood and cork packaging	0.00		0.00	
	Wood and cork non packaging	0.00		0.00	
	Kitchen units	0.00		0.00	
	Reusable furniture	0.00		0.00	
	Non reusable furniture	0.00		0.00	
	Carpet, underlay and carpet floor tiles	0.00		0.00	
	Sanitary waste	0.00		0.00	
	Nappies	0.00		0.00	
	Other combustible	0.00		0.00	
Misc. non-combustible	Ceramics	0.00	0.00	0.00	0.00
	Hardcore	0.00		0.00	
	Other DIY rubble	0.00		0.00	
	Other non-combustible	0.00		0.00	
Glass	Brown glass containers	0.00	0.00	0.00	0.00
	Green glass containers	0.00		0.00	
	Clear glass containers	0.00		0.00	
	Plate glass	0.00		0.00	
	Other reusable glass items list	0.00		0.00	
	Light bulbs	0.00		0.00	
	Other glass	0.00		0.00	
Ferrous metal	Ferrous food and beverage cans	0.00	0.00	0.00	0.00
	Aerosols	0.00		0.00	
	Other packaging	0.00		0.00	
	Re usable ferrous items	0.00		0.00	
	Other ferrous	0.00		0.00	
Non-ferrous metal	Non-ferrous food and beverage cans	0.00	0.00	0.00	0.00
	Aerosols	0.00		0.00	
	Foil	0.00		0.00	
	Other packaging	0.00		0.00	
	Re useable non ferrous items	0.00		0.00	
	Other non-ferrous	0.00		0.00	
Putrescibles	Raw fruit and vegetable matter	0.00	0.00	0.00	0.00
	Cooked or prepared food	0.00		0.00	
	Green garden waste	0.00		0.00	
	Woody garden waste	0.00		0.00	
	Soil	0.00		0.00	
	Other putrescibles	0.00		0.00	
Fines	Particles <10mm	0.00	0.00	0.00	0.00
WEEE	List	0.00	0.00	0.00	0.00
HHW	List	0.00	0.00	0.00	0.00
Total		100.00	100.00	2.75	2.75
Contamination		1.00		0.03	

D16: ACORN 3I Plastic bottles, cans and glass recycling week 1 – summer 2010

Primary cats	Sub-category	ACORN 3I Plastic, Cans and Glass recycling			
		Concentration %		kg/hh/week	
Paper and card	Newspaper and magazines	0.00	0.19	0.00	0.00
	Directories and catalogues inc yellow pages	0.00		0.00	
	Junk mail and other recyclable paper	0.00		0.00	
	Paper packaging	0.00		0.00	
	Wall paper, tissues, hand towels, other non recyclable paper	0.05		0.00	
	Liquid cartons	0.09		0.00	
	Cardboard non corrugated	0.05		0.00	
	Cardboard corrugated	0.00		0.00	
Plastic film	Refuse sacks and other plastic film	0.05	0.14	0.00	0.00
	Carrier bags and packaging film	0.09		0.00	
Dense plastic	PET clear and coloured bottles	13.04	22.52	0.15	0.26
	HDPE opaque and coloured bottles	7.04		0.08	
	PVC clear and coloured bottles	0.00		0.00	
	Other rigid plastic packaging	2.38		0.03	
	Polystyrene	0.00		0.00	
	Video tapes/ music tapes	0.00		0.00	
	CDs, DVDs	0.00		0.00	
	Other rigid plastic	0.07		0.00	
	Other re usable rigid plastic items	0.00		0.00	
	Textiles	Re usable clothes		0.00	
Other reusable textiles	0.00	0.00			
Non reusable	0.00	0.00			
Misc. combustible	Reusable Shoes, belts and bags	0.00	0.00	0.00	0.00
	Wood and cork packaging	0.00		0.00	
	Wood and cork non packaging	0.00		0.00	
	Kitchen units	0.00		0.00	
	Reusable furniture	0.00		0.00	
	Non reusable furniture	0.00		0.00	
	Carpet, underlay and carpet floor tiles	0.00		0.00	
	Sanitary waste	0.00		0.00	
	Nappies	0.00		0.00	
	Other combustible	0.00		0.00	
Misc. non-combustible	Ceramics	0.00	0.00	0.00	0.00
	Hardcore	0.00		0.00	
	Other DIY rubble	0.00		0.00	
	Other non-combustible	0.00		0.00	
Glass	Brown glass containers	8.54	62.85	0.10	0.72
	Green glass containers	12.85		0.15	
	Clear glass containers	40.54		0.47	
	Plate glass	0.00		0.00	
	Other reusable glass items list	0.00		0.00	
	Light bulbs	0.00		0.00	
	Other glass	0.92		0.01	
Ferrous metal	Ferrous food and beverage cans	10.49	11.25	0.12	0.13
	Aerosols	0.00		0.00	
	Other packaging	0.16		0.00	
	Re usable ferrous items	0.00		0.00	
	Other ferrous	0.59		0.01	
Non-ferrous metal	Non-ferrous food and beverage cans	2.73	2.94	0.03	0.03
	Aerosols	0.00		0.00	
	Foil	0.21		0.00	
	Other packaging	0.00		0.00	
	Re useable non ferrous items	0.00		0.00	
	Other non-ferrous	0.00		0.00	
Putrescibles	Raw fruit and vegetable matter	0.00	0.00	0.00	0.00
	Cooked or prepared food	0.00		0.00	
	Green garden waste	0.00		0.00	
	Woody garden waste	0.00		0.00	
	Soil	0.00		0.00	
	Other putrescibles	0.00		0.00	
Fines	Particles <10mm	0.00	0.00	0.00	0.00
WEEE	List	0.00	0.00	0.00	0.00
HHW	List	0.12	0.12	0.00	0.00
Total		100.00	100.00	1.15	1.15
Contamination		2.02		0.02	

WEEE

HHW

Battery

D17: ACORN 3I Plastic bottles, cans and glass recycling week 2- summer 2010

Primary cats	Sub-category	ACORN 3I Plastic, Cans and Glass recycling			
		Concentration %		kg/hh/week	
Paper and card	Newspaper and magazines	0.00	0.57	0.00	0.01
	Directories and catalogues inc yellow pages	0.00		0.00	
	Junk mail and other recyclable paper	0.00		0.00	
	Paper packaging	0.00		0.00	
	Wall paper, tissues, hand towels, other non recyclable paper	0.00		0.00	
	Liquid cartons	0.51		0.01	
	Cardboard non corrugated	0.06		0.00	
	Cardboard corrugated	0.00		0.00	
Plastic film	Refuse sacks and other plastic film	0.00	0.00	0.00	0.00
	Carrier bags and packaging film	0.00		0.00	
Dense plastic	PET clear and coloured bottles	14.12	26.56	0.19	0.35
	HDPE opaque and coloured bottles	9.24		0.12	
	PVC clear and coloured bottles	0.10		0.00	
	Other rigid plastic packaging	3.06		0.04	
	Polystyrene	0.00		0.00	
	Video tapes/ music tapes	0.00		0.00	
	CDs, DVDs	0.00		0.00	
	Other rigid plastic	0.04		0.00	
Other re usable rigid plastic items	0.00	0.00			
Textiles	Re usable clothes	0.00	0.00	0.00	0.00
	Other reusable textiles	0.00		0.00	
	Non reusable	0.00		0.00	
Misc. combustible	Reusable Shoes, belts and bags	0.00	0.00	0.00	0.00
	Wood and cork packaging	0.00		0.00	
	Wood and cork non packaging	0.00		0.00	
	Kitchen units	0.00		0.00	
	Reusable furniture	0.00		0.00	
	Non reusable furniture	0.00		0.00	
	Carpet, underlay and carpet floor tiles	0.00		0.00	
	Sanitary waste	0.00		0.00	
	Nappies	0.00		0.00	
	Other combustible	0.00		0.00	
Misc. non-combustible	Ceramics	0.00	0.00	0.00	0.00
	Hardcore	0.00		0.00	
	Other DIY rubble	0.00		0.00	
	Other non-combustible	0.00		0.00	
Glass	Brown glass containers	3.67	60.00	0.05	0.79
	Green glass containers	23.19		0.31	
	Clear glass containers	32.48		0.43	
	Plate glass	0.00		0.00	
	Other reusable glass items list	0.65		0.01	
	Light bulbs	0.00		0.00	
	Other glass	0.00		0.00	
Ferrous metal	Ferrous food and beverage cans	8.36	9.61	0.11	0.13
	Aerosols	1.24		0.02	
	Other packaging	0.00		0.00	
	Re usable ferrous items	0.00		0.00	
	Other ferrous	0.00		0.00	
Non-ferrous metal	Non-ferrous food and beverage cans	2.77	3.26	0.04	0.04
	Aerosols	0.43		0.01	
	Foil	0.06		0.00	
	Other packaging	0.00		0.00	
	Re useable non ferrous items	0.00		0.00	
	Other non-ferrous	0.00		0.00	
Putrescibles	Raw fruit and vegetable matter	0.00	0.00	0.00	0.00
	Cooked or prepared food	0.00		0.00	
	Green garden waste	0.00		0.00	
	Woody garden waste	0.00		0.00	
	Soil	0.00		0.00	
	Other putrescibles	0.00		0.00	
Fines	Particles <10mm	0.00	0.00	0.00	0.00
WEEE	List	0.00	0.00	0.00	0.00
HHW	List	0.00	0.00	0.00	0.00
Total		100.00	100.00	1.32	1.32
Contamination		1.26		0.02	

D18: ACORN 4 Residual waste – summer 2010

		ACORN 4 Residual waste			
Primary cats	Sub-category	Concentration %		kg/hh/week	
Paper and card	Newspaper and magazines	2.42	13.68	0.18	1.00
	Directories and catalogues inc yellow pages	0.42		0.03	
	Junk mail and other recyclable paper	1.57		0.11	
	Paper packaging	1.52		0.11	
	Wall paper, tissues, hand towels, other non recyclable paper	4.14		0.30	
	Liquid cartons	0.81		0.06	
	Cardboard non corrugated	2.29		0.17	
	Cardboard corrugated	0.52		0.04	
Plastic film	Refuse sacks and other plastic film	1.47	4.71	0.11	0.34
	Carrier bags and packaging film	3.24		0.24	
Dense plastic	PET clear and coloured bottles	0.86	4.74	0.06	0.35
	HDPE opaque and coloured bottles	0.49		0.04	
	PVC clear and coloured bottles	0.02		0.00	
	Other rigid plastic packaging	2.73		0.20	
	Polystyrene	0.19		0.01	
	Video tapes/ music tapes	0.00		0.00	
	CDs, DVDs	0.01		0.00	
	Other rigid plastic	0.30		0.02	
	Other re usable rigid plastic items	0.14		0.01	
	Re usable clothes	0.00		0.00	
Textiles	Other reusable textiles	0.60	1.43	0.04	0.10
	Non reusable	0.83		0.06	
	Reusable Shoes, belts and bags	0.33		0.02	
Misc. combustible	Wood and cork packaging	0.02	12.20	0.00	0.89
	Wood and cork non packaging	0.37		0.03	
	Kitchen units	0.00		0.00	
	Reusable furniture	0.00		0.00	
	Non reusable furniture	0.00		0.00	
	Carpet, underlay and carpet floor tiles	1.21		0.09	
	Sanitary waste	0.45		0.03	
	Nappies	8.38		0.61	
	Other combustible	1.44		0.11	
	Misc. non-combustible	Ceramics		0.25	
Hardcore		0.00	0.00		
Other DIY rubble		0.00	0.00		
Other non-combustible		0.21	0.02		
Glass	Brown glass containers	1.52	7.41	0.11	0.54
	Green glass containers	2.16		0.16	
	Clear glass containers	3.60		0.26	
	Plate glass	0.00		0.00	
	Other reusable glass items list	0.00		0.00	
	Light bulbs	0.01		0.00	
	Other glass	0.13		0.01	
Ferrous metal	Ferrous food and beverage cans	0.44	1.78	0.03	0.13
	Aerosols	0.21		0.02	
	Other packaging	0.05		0.00	
	Re usable ferrous items	0.00		0.00	
	Other ferrous	1.08		0.08	
Non-ferrous metal	Non-ferrous food and beverage cans	0.51	1.26	0.04	0.09
	Aerosols	0.14		0.01	
	Foil	0.56		0.04	
	Other packaging	0.00		0.00	
	Re useable non ferrous items	0.00		0.00	
	Other non-ferrous	0.05		0.00	
Putrescibles	Raw fruit and vegetable matter	30.80	49.67	2.25	3.63
	Cooked or prepared food	12.66		0.93	
	Green garden waste	0.00		0.00	
	Woody garden waste	0.12		0.01	
	Soil	0.00		0.00	
	Other putrescibles	6.09		0.45	
Fines	Particles <10mm	0.79	0.79	0.06	0.06
WEEE	List	0.47	0.47	0.03	0.03
HHW	List	1.41	1.41	0.10	0.10
Total		100.00	100.00	7.31	7.31
Total potentially recyclable		14.86		1.09	

WEEE Ear massager, razor, led screw, clock, h'phone, air fresh, can opener
 HHW Paint, batteries, condom, creosote

D19: ACORN 4 Garden waste – summer 2010

Primary cats	Sub-category	ACORN 4 Garden waste			
		Concentration %	kg/hh/week		
Paper and card	Newspaper and magazines	0.00	0.00	0.00	0.00
	Directories and catalogues inc yellow pages	0.00		0.00	
	Junk mail and other recyclable paper	0.00		0.00	
	Paper packaging	0.00		0.00	
	Wall paper, tissues, hand towels, other non recyclable paper	0.00		0.00	
	Liquid cartons	0.00		0.00	
	Cardboard non corrugated	0.00		0.00	
	Cardboard corrugated	0.00		0.00	
Plastic film	Refuse sacks and other plastic film	0.00	0.02	0.00	0.00
	Carrier bags and packaging film	0.02		0.00	
Dense plastic	PET clear and coloured bottles	0.00	0.01	0.00	0.00
	HDPE opaque and coloured bottles	0.00		0.00	
	PVC clear and coloured bottles	0.00		0.00	
	Other rigid plastic packaging	0.01		0.00	
	Polystyrene	0.00		0.00	
	Video tapes/ music tapes	0.00		0.00	
	CDs, DVDs	0.00		0.00	
	Other rigid plastic	0.00		0.00	
Other re usable rigid plastic items	0.00	0.00			
Textiles	Re usable clothes	0.00	0.00	0.00	0.00
	Other reusable textiles	0.00		0.00	
	Non reusable	0.00		0.00	
Misc. combustible	Reusable Shoes, belts and bags	0.00	0.24	0.00	0.00
	Wood and cork packaging	0.00		0.00	
	Wood and cork non packaging	0.24		0.00	
	Kitchen units	0.00		0.00	
	Reusable furniture	0.00		0.00	
	Non reusable furniture	0.00		0.00	
	Carpet, underlay and carpet floor tiles	0.00		0.00	
	Sanitary waste	0.00		0.00	
	Nappies	0.00		0.00	
	Other combustible	0.00		0.00	
Misc. non-combustible	Ceramics	0.00	0.00	0.00	0.00
	Hardcore	0.00		0.00	
	Other DIY rubble	0.00		0.00	
	Other non-combustible	0.00		0.00	
Glass	Brown glass containers	0.00	0.00	0.00	0.00
	Green glass containers	0.00		0.00	
	Clear glass containers	0.00		0.00	
	Plate glass	0.00		0.00	
	Other reusable glass items list	0.00		0.00	
	Light bulbs	0.00		0.00	
	Other glass	0.00		0.00	
Ferrous metal	Ferrous food and beverage cans	0.00	0.00	0.00	0.00
	Aerosols	0.00		0.00	
	Other packaging	0.00		0.00	
	Re usable ferrous items	0.00		0.00	
	Other ferrous	0.00		0.00	
Non-ferrous metal	Non-ferrous food and beverage cans	0.00	0.00	0.00	0.00
	Aerosols	0.00		0.00	
	Foil	0.00		0.00	
	Other packaging	0.00		0.00	
	Re useable non ferrous items	0.00		0.00	
	Other non-ferrous	0.00		0.00	
Putrescibles	Raw fruit and vegetable matter	3.81	99.73	0.06	1.61
	Cooked or prepared food	0.00		0.00	
	Green garden waste	13.07		0.21	
	Woody garden waste	28.45		0.46	
	Soil	37.16		0.60	
	Other putrescibles	17.24		0.28	
Fines	Particles <10mm	0.00	0.00	0.00	0.00
WEEE	List	0.00	0.00	0.00	0.00
HHW	List	0.00	0.00	0.00	0.00
Total		100.00	100.00	1.61	1.61
Contamination		21.32		0.34	

D20: ACORN 4 Paper and card recycling – summer 2010

Primary cats	Sub-category	ACORN 4 Paper and Card recycling			
		Concentration %	kg/hh/week		
Paper and card	Newspaper and magazines	17.42	98.96	0.34	1.91
	Directories and catalogues inc yellow pages	27.98		0.54	
	Junk mail and other recyclable paper	5.30		0.10	
	Paper packaging	1.24		0.02	
	Wall paper, tissues, hand towels, other non recyclable paper	26.05		0.50	
	Liquid cartons	0.52		0.01	
	Cardboard non corrugated	11.96		0.23	
	Cardboard corrugated	8.47		0.16	
Plastic film	Refuse sacks and other plastic film	0.52	1.04	0.01	0.02
	Carrier bags and packaging film	0.52		0.01	
Dense plastic	PET clear and coloured bottles	0.00	0.00	0.00	0.00
	HDPE opaque and coloured bottles	0.00		0.00	
	PVC clear and coloured bottles	0.00		0.00	
	Other rigid plastic packaging	0.00		0.00	
	Polystyrene	0.00		0.00	
	Video tapes/ music tapes	0.00		0.00	
	CDs, DVDs	0.00		0.00	
	Other rigid plastic	0.00		0.00	
	Other re usable rigid plastic items	0.00		0.00	
Textiles	Re usable clothes	0.00	0.00	0.00	0.00
	Other reusable textiles	0.00		0.00	
	Non reusable	0.00		0.00	
Misc. combustible	Reusable Shoes, belts and bags	0.00	0.00	0.00	0.00
	Wood and cork packaging	0.00		0.00	
	Wood and cork non packaging	0.00		0.00	
	Kitchen units	0.00		0.00	
	Reusable furniture	0.00		0.00	
	Non reusable furniture	0.00		0.00	
	Carpet, underlay and carpet floor tiles	0.00		0.00	
	Sanitary waste	0.00		0.00	
	Nappies	0.00		0.00	
	Other combustible	0.00		0.00	
Misc. non-combustible	Ceramics	0.00	0.00	0.00	0.00
	Hardcore	0.00		0.00	
	Other DIY rubble	0.00		0.00	
	Other non-combustible	0.00		0.00	
Glass	Brown glass containers	0.00	0.00	0.00	0.00
	Green glass containers	0.00		0.00	
	Clear glass containers	0.00		0.00	
	Plate glass	0.00		0.00	
	Other reusable glass items list	0.00		0.00	
	Light bulbs	0.00		0.00	
	Other glass	0.00		0.00	
Ferrous metal	Ferrous food and beverage cans	0.00	0.00	0.00	0.00
	Aerosols	0.00		0.00	
	Other packaging	0.00		0.00	
	Re usable ferrous items	0.00		0.00	
	Other ferrous	0.00		0.00	
Non-ferrous metal	Non-ferrous food and beverage cans	0.00	0.00	0.00	0.00
	Aerosols	0.00		0.00	
	Foil	0.00		0.00	
	Other packaging	0.00		0.00	
	Re useable non ferrous items	0.00		0.00	
	Other non-ferrous	0.00		0.00	
Putrescibles	Raw fruit and vegetable matter	0.00	0.00	0.00	0.00
	Cooked or prepared food	0.00		0.00	
	Green garden waste	0.00		0.00	
	Woody garden waste	0.00		0.00	
	Soil	0.00		0.00	
	Other putrescibles	0.00		0.00	
Fines	Particles <10mm	0.00	0.00	0.00	0.00
WEEE	List	0.00	0.00	0.00	0.00
HHW	List	0.00	0.00	0.00	0.00
Total		100.00	100.00	1.93	1.93
Contamination			27.62	0.53	

D21: ACORN 4 Plastic and cans recycling – summer 2010

Primary cats	Sub-category	ACORN 4 Glass, Plastic and Cans recycling			
		Concentration %	kg/hh/week		
Paper and card	Newspaper and magazines	0.00	0.09	0.00	0.00
	Directories and catalogues inc yellow pages	0.00		0.00	
	Junk mail and other recyclable paper	0.00		0.00	
	Paper packaging	0.00		0.00	
	Wall paper, tissues, hand towels, other non recyclable paper	0.00		0.00	
	Liquid cartons	0.00		0.00	
	Cardboard non corrugated	0.09		0.00	
	Cardboard corrugated	0.00		0.00	
Plastic film	Refuse sacks and other plastic film	0.79	0.96	0.01	0.01
	Carrier bags and packaging film	0.18		0.00	
Dense plastic	PET clear and coloured bottles	4.04	15.18	0.03	0.11
	HDPE opaque and coloured bottles	5.26		0.04	
	PVC clear and coloured bottles	0.00		0.00	
	Other rigid plastic packaging	5.88		0.04	
	Polystyrene	0.00		0.00	
	Video tapes/ music tapes	0.00		0.00	
	CDs, DVDs	0.00		0.00	
	Other rigid plastic	0.00		0.00	
	Other re usable rigid plastic items	0.00		0.00	
Textiles	Re usable clothes	0.00	0.00	0.00	0.00
	Other reusable textiles	0.00		0.00	
	Non reusable	0.00		0.00	
Misc. combustible	Reusable Shoes, belts and bags	0.00	0.00	0.00	0.00
	Wood and cork packaging	0.00		0.00	
	Wood and cork non packaging	0.00		0.00	
	Kitchen units	0.00		0.00	
	Reusable furniture	0.00		0.00	
	Non reusable furniture	0.00		0.00	
	Carpet, underlay and carpet floor tiles	0.00		0.00	
	Sanitary waste	0.00		0.00	
	Nappies	0.00		0.00	
	Other combustible	0.00		0.00	
Misc. non-combustible	Ceramics	2.89	2.89	0.02	0.02
	Hardcore	0.00		0.00	
	Other DIY rubble	0.00		0.00	
	Other non-combustible	0.00		0.00	
Glass	Brown glass containers	10.35	47.02	0.08	0.35
	Green glass containers	7.11		0.05	
	Clear glass containers	26.93		0.20	
	Plate glass	0.00		0.00	
	Other reusable glass items list	0.00		0.00	
	Light bulbs	0.00		0.00	
	Other glass	2.63		0.02	
Ferrous metal	Ferrous food and beverage cans	25.18	25.18	0.19	0.19
	Aerosols	0.00		0.00	
	Other packaging	0.00		0.00	
	Re usable ferrous items	0.00		0.00	
	Other ferrous	0.00		0.00	
Non-ferrous metal	Non-ferrous food and beverage cans	8.68	8.68	0.07	0.07
	Aerosols	0.00		0.00	
	Foil	0.00		0.00	
	Other packaging	0.00		0.00	
	Re useable non ferrous items	0.00		0.00	
	Other non-ferrous	0.00		0.00	
Putrescibles	Raw fruit and vegetable matter	0.00	0.00	0.00	0.00
	Cooked or prepared food	0.00		0.00	
	Green garden waste	0.00		0.00	
	Woody garden waste	0.00		0.00	
	Soil	0.00		0.00	
	Other putrescibles	0.00		0.00	
Fines	Particles <10mm	0.00	0.00	0.00	0.00
WEEE	List	0.00	0.00	0.00	0.00
HHW	List	0.00	0.00	0.00	0.00
Total		100.00	100.00	0.75	0.75
Contamination		6.58		0.05	

D22: ACORN 5 Residual waste – summer 2010

		ACORN 5 Residual waste			
Primary cats	Sub-category	Concentration %		kg/hh/week	
Paper and card	Newspaper and magazines	3.09	17.35	0.29	1.63
	Directories and catalogues inc yellow pages	2.17		0.20	
	Junk mail and other recyclable paper	2.12		0.20	
	Paper packaging	1.05		0.10	
	Wall paper, tissues, hand towels, other non recyclable paper	4.33		0.41	
	Liquid cartons	0.24		0.02	
	Cardboard non corrugated	3.89		0.37	
	Cardboard corrugated	0.47		0.04	
	Plastic film	Refuse sacks and other plastic film		2.69	
Carrier bags and packaging film		4.71	0.44		
Dense plastic	PET clear and coloured bottles	0.58	6.64	0.05	0.63
	HDPE opaque and coloured bottles	0.49		0.05	
	PVC clear and coloured bottles	0.00		0.00	
	Other rigid plastic packaging	3.47		0.33	
	Polystyrene	0.27		0.03	
	Video tapes/ music tapes	0.20		0.02	
	CDs, DVDs	0.02		0.00	
	Other rigid plastic	1.17		0.11	
	Other re usable rigid plastic items	0.43		0.04	
Textiles	Re usable clothes	2.87	4.70	0.27	0.44
	Other reusable textiles	0.11		0.01	
	Non reusable	1.71		0.16	
Misc. combustible	Reusable Shoes, belts and bags	1.75	15.41	0.16	1.45
	Wood and cork packaging	0.03		0.00	
	Wood and cork non packaging	2.42		0.23	
	Kitchen units	0.00		0.00	
	Reusable furniture	0.00		0.00	
	Non reusable furniture	0.00		0.00	
	Carpet, underlay and carpet floor tiles	0.00		0.00	
	Sanitary waste	0.80		0.08	
	Nappies	7.36		0.69	
Misc. non-combustible	Other combustible	3.04	1.19	0.29	0.11
	Ceramics	0.85		0.08	
	Hardcore	0.16		0.02	
	Other DIY rubble	0.08		0.01	
Glass	Other non-combustible	0.10	4.35	0.01	0.41
	Brown glass containers	0.25		0.02	
	Green glass containers	0.05		0.00	
	Clear glass containers	2.26		0.21	
	Plate glass	0.00		0.00	
	Other reusable glass items list	0.08		0.01	
	Light bulbs	0.02		0.00	
	Other glass	1.69		0.16	
Ferrous metal	Ferrous food and beverage cans	1.46	2.27	0.14	0.21
	Aerosols	0.22		0.02	
	Other packaging	0.11		0.01	
	Re usable ferrous items	0.36		0.03	
	Other ferrous	0.13		0.01	
Non-ferrous metal	Non-ferrous food and beverage cans	0.13	0.72	0.01	0.07
	Aerosols	0.13		0.01	
	Foil	0.45		0.04	
	Other packaging	0.01		0.00	
	Re useable non ferrous items	0.00		0.00	
	Other non-ferrous	0.00		0.00	
Putrescibles	Raw fruit and vegetable matter	16.49	35.51	1.55	3.34
	Cooked or prepared food	18.08		1.70	
	Green garden waste	0.02		0.00	
	Woody garden waste	0.00		0.00	
	Soil	0.04		0.00	
	Other putrescibles	0.88		0.08	
Fines	Particles <10mm	1.16	1.16	0.11	0.11
WEEE	List	2.93	2.93	0.28	0.28
HHW	List	0.39	0.39	0.04	0.04
Total		100.00	100.00	9.42	9.42
Total potentially recyclable		19.87		1.87	

WEEE

Toys, aerial, smoke alarm, epilator, remote, mouse, console, scales, iron, mobile phone, microphone, charger, plug, console accessory, game and console

HHW

Batteries, ink cartridge, ee bulb, oil filter, dead bird

D23: ACORN 5 Garden waste – summer 2010

		ACORN 5 Garden Waste			
Primary cats	Sub-category	Concentration %		kg/hh/week	
Paper and card	Newspaper and magazines	0.00	0.00	0.00	0.00
	Directories and catalogues inc yellow pages	0.00		0.00	
	Junk mail and other recyclable paper	0.00		0.00	
	Paper packaging	0.00		0.00	
	Wall paper, tissues, hand towels, other non recyclable paper	0.00		0.00	
	Liquid cartons	0.00		0.00	
	Cardboard non corrugated	0.00		0.00	
	Cardboard corrugated	0.00		0.00	
Plastic film	Refuse sacks and other plastic film	0.00	0.00	0.00	0.00
	Carrier bags and packaging film	0.00		0.00	
Dense plastic	PET clear and coloured bottles	0.00	0.00	0.00	0.00
	HDPE opaque and coloured bottles	0.00		0.00	
	PVC clear and coloured bottles	0.00		0.00	
	Other rigid plastic packaging	0.00		0.00	
	Polystyrene	0.00		0.00	
	Video tapes/ music tapes	0.00		0.00	
	CDs, DVDs	0.00		0.00	
	Other rigid plastic	0.00		0.00	
Other re usable rigid plastic items	0.00	0.00			
Textiles	Re usable clothes	0.00	0.00	0.00	0.00
	Other reusable textiles	0.00		0.00	
	Non reusable	0.00		0.00	
Misc. combustible	Reusable Shoes, belts and bags	0.00	0.07	0.00	0.01
	Wood and cork packaging	0.00		0.00	
	Wood and cork non packaging	0.07		0.01	
	Kitchen units	0.00		0.00	
	Reusable furniture	0.00		0.00	
	Non reusable furniture	0.00		0.00	
	Carpet, underlay and carpet floor tiles	0.00		0.00	
	Sanitary waste	0.00		0.00	
	Nappies	0.00		0.00	
Misc. non-combustible	Ceramics	0.00	0.22	0.00	0.02
	Hardcore	0.00		0.00	
	Other DIY rubble	0.00		0.00	
	Other non-combustible	0.22		0.02	
	Brown glass containers	0.00		0.00	
Glass	Green glass containers	0.00	0.00	0.00	0.00
	Clear glass containers	0.00		0.00	
	Plate glass	0.00		0.00	
	Other reusable glass items list	0.00		0.00	
	Light bulbs	0.00		0.00	
	Other glass	0.00		0.00	
	Ferrous metal	Ferrous food and beverage cans		0.00	
Aerosols		0.00	0.00		
Other packaging		0.00	0.00		
Re usable ferrous items		0.00	0.00		
Other ferrous		0.00	0.00		
Non-ferrous metal	Non-ferrous food and beverage cans	0.00	0.00	0.00	0.00
	Aerosols	0.00		0.00	
	Foil	0.00		0.00	
	Other packaging	0.00		0.00	
	Re useable non ferrous items	0.00		0.00	
Putrescibles	Other non-ferrous	0.00	99.71	0.00	8.01
	Raw fruit and vegetable matter	1.16		0.09	
	Cooked or prepared food	0.00		0.00	
	Green garden waste	59.87		4.81	
	Woody garden waste	14.05		1.13	
	Soil	21.56		1.73	
Other putrescibles	3.06	0.25			
Fines	Particles <10mm	0.00	0.00	0.00	0.00
WEEE	List	0.00	0.00	0.00	0.00
HHW	List	0.00	0.00	0.00	0.00
Total		100.00	100.00	8.03	8.03
Contamination		4.51		0.36	

D24: ACORN 5 Paper recycling – summer 2010

		ACORN 5 Paper Recycling			
Primary cats	Sub-category	Concentration %		kg/hh/week	
Paper and card	Newspaper and magazines	62.62	99.87	0.34	0.55
	Directories and catalogues inc yellow pages	18.60		0.10	
	Junk mail and other recyclable paper	17.77		0.10	
	Paper packaging	0.46		0.00	
	Wall paper, tissues, hand towels, other non recyclable paper	0.22		0.00	
	Liquid cartons	0.00		0.00	
	Cardboard non corrugated	0.20		0.00	
	Cardboard corrugated	0.00		0.00	
Plastic film	Refuse sacks and other plastic film	0.00	0.09	0.00	0.00
	Carrier bags and packaging film	0.09		0.00	
Dense plastic	PET clear and coloured bottles	0.00	0.04	0.00	0.00
	HDPE opaque and coloured bottles	0.00		0.00	
	PVC clear and coloured bottles	0.00		0.00	
	Other rigid plastic packaging	0.04		0.00	
	Polystyrene	0.00		0.00	
	Video tapes/ music tapes	0.00		0.00	
	CDs, DVDs	0.00		0.00	
	Other rigid plastic	0.00		0.00	
Other re usable rigid plastic items	0.00	0.00			
Textiles	Re usable clothes	0.00	0.00	0.00	0.00
	Other reusable textiles	0.00		0.00	
	Non reusable	0.00		0.00	
Misc. combustible	Reusable Shoes, belts and bags	0.00	0.00	0.00	0.00
	Wood and cork packaging	0.00		0.00	
	Wood and cork non packaging	0.00		0.00	
	Kitchen units	0.00		0.00	
	Reusable furniture	0.00		0.00	
	Non reusable furniture	0.00		0.00	
	Carpet, underlay and carpet floor tiles	0.00		0.00	
	Sanitary waste	0.00		0.00	
	Nappies	0.00		0.00	
Misc. non-combustible	Ceramics	0.00	0.00	0.00	0.00
	Hardcore	0.00		0.00	
	Other DIY rubble	0.00		0.00	
	Other non-combustible	0.00		0.00	
Glass	Brown glass containers	0.00	0.00	0.00	0.00
	Green glass containers	0.00		0.00	
	Clear glass containers	0.00		0.00	
	Plate glass	0.00		0.00	
	Other reusable glass items list	0.00		0.00	
	Light bulbs	0.00		0.00	
	Other glass	0.00		0.00	
Ferrous metal	Ferrous food and beverage cans	0.00	0.00	0.00	0.00
	Aerosols	0.00		0.00	
	Other packaging	0.00		0.00	
	Re usable ferrous items	0.00		0.00	
	Other ferrous	0.00		0.00	
Non-ferrous metal	Non-ferrous food and beverage cans	0.00	0.00	0.00	0.00
	Aerosols	0.00		0.00	
	Foil	0.00		0.00	
	Other packaging	0.00		0.00	
	Re useable non ferrous items	0.00		0.00	
Putrescibles	Other non-ferrous	0.00	0.00	0.00	0.00
	Raw fruit and vegetable matter	0.00		0.00	
	Cooked or prepared food	0.00		0.00	
	Green garden waste	0.00		0.00	
	Woody garden waste	0.00		0.00	
	Soil	0.00		0.00	
Other putrescibles	0.00	0.00			
Fines	Particles <10mm	0.00	0.00	0.00	0.00
WEEE	List	0.00	0.00	0.00	0.00
HHW	List	0.00	0.00	0.00	0.00
Total		100.00	100.00	0.55	0.55
Contamination			0.54	0.00	

D25: ACORN 5 Card recycling – summer 2010

Primary cats	Sub-category	ACORN 5 Cardboard recycling			
		Concentration %		kg/hh/week	
Paper and card	Newspaper and magazines	0.00	94.50	0.00	0.53
	Directories and catalogues inc yellow pages	0.00		0.00	
	Junk mail and other recyclable paper	0.15		0.00	
	Paper packaging	0.00		0.00	
	Wall paper, tissues, hand towels, other non recyclable paper	0.04		0.00	
	Liquid cartons	0.93		0.01	
	Cardboard non corrugated	51.51		0.29	
	Cardboard corrugated	41.87		0.23	
	Plastic film	Refuse sacks and other plastic film		0.00	
Carrier bags and packaging film		0.13	0.00		
Dense plastic	PET clear and coloured bottles	0.00	2.16	0.00	0.01
	HDPE opaque and coloured bottles	0.00		0.00	
	PVC clear and coloured bottles	0.00		0.00	
	Other rigid plastic packaging	0.06		0.00	
	Polystyrene	2.10		0.01	
	Video tapes/ music tapes	0.00		0.00	
	CDs, DVDs	0.00		0.00	
	Other rigid plastic	0.00		0.00	
	Other re usable rigid plastic items	0.00		0.00	
Textiles	Re usable clothes	0.00	0.00	0.00	0.00
	Other reusable textiles	0.00		0.00	
	Non reusable	0.00		0.00	
Misc. combustible	Reusable Shoes, belts and bags	0.00	3.20	0.00	0.02
	Wood and cork packaging	0.00		0.00	
	Wood and cork non packaging	3.20		0.02	
	Kitchen units	0.00		0.00	
	Reusable furniture	0.00		0.00	
	Non reusable furniture	0.00		0.00	
	Carpet, underlay and carpet floor tiles	0.00		0.00	
	Sanitary waste	0.00		0.00	
	Nappies	0.00		0.00	
Misc. non-combustible	Ceramics	0.00	0.00	0.00	0.00
	Hardcore	0.00		0.00	
	Other DIY rubble	0.00		0.00	
	Other non-combustible	0.00		0.00	
Glass	Brown glass containers	0.00	0.00	0.00	0.00
	Green glass containers	0.00		0.00	
	Clear glass containers	0.00		0.00	
	Plate glass	0.00		0.00	
	Other reusable glass items list	0.00		0.00	
	Light bulbs	0.00		0.00	
	Other glass	0.00		0.00	
	Ferrous metal	Ferrous food and beverage cans		0.00	
Aerosols		0.00	0.00		
Other packaging		0.00	0.00		
Re usable ferrous items		0.00	0.00		
Other ferrous		0.00	0.00		
Non-ferrous metal	Non-ferrous food and beverage cans	0.00	0.00	0.00	0.00
	Aerosols	0.00		0.00	
	Foil	0.00		0.00	
	Other packaging	0.00		0.00	
	Re useable non ferrous items	0.00		0.00	
Putrescibles	Other non-ferrous	0.00	0.00	0.00	0.00
	Raw fruit and vegetable matter	0.00		0.00	
	Cooked or prepared food	0.00		0.00	
	Green garden waste	0.00		0.00	
	Woody garden waste	0.00		0.00	
	Soil	0.00		0.00	
Fines	Other putrescibles	0.00	0.00	0.00	0.00
	Particles <10mm	0.00		0.00	
WEEE	List	0.00	0.00	0.00	0.00
HHW	List	0.00	0.00	0.00	0.00
Total		100.00	100.00	0.56	0.56
Contamination		6.62		0.04	

D26: ACORN 5 Plastic, cans and glass recycling – summer 2010

Primary cats	Sub-category	ACORN 5 Glass, Plastic and Cans recycling			
		Concentration %	kg/hh/week		
Paper and card	Newspaper and magazines	0.00	0.07	0.00	0.00
	Directories and catalogues inc yellow pages	0.00		0.00	
	Junk mail and other recyclable paper	0.00		0.00	
	Paper packaging	0.00		0.00	
	Wall paper, tissues, hand towels, other non recyclable paper	0.00		0.00	
	Liquid cartons	0.03		0.00	
	Cardboard non corrugated	0.04		0.00	
	Cardboard corrugated	0.00		0.00	
Plastic film	Refuse sacks and other plastic film	0.00	0.08	0.00	0.00
	Carrier bags and packaging film	0.08		0.00	
Dense plastic	PET clear and coloured bottles	13.41	31.99	0.17	0.39
	HDPE opaque and coloured bottles	11.27		0.14	
	PVC clear and coloured bottles	0.00		0.00	
	Other rigid plastic packaging	7.16		0.09	
	Polystyrene	0.00		0.00	
	Video tapes/ music tapes	0.00		0.00	
	CDs, DVDs	0.00		0.00	
	Other rigid plastic	0.03		0.00	
Other re usable rigid plastic items	0.13	0.00			
Textiles	Re usable clothes	0.00	0.00	0.00	0.00
	Other reusable textiles	0.00		0.00	
	Non reusable	0.00		0.00	
Misc. combustible	Reusable Shoes, belts and bags	0.00	0.09	0.00	0.00
	Wood and cork packaging	0.00		0.00	
	Wood and cork non packaging	0.00		0.00	
	Kitchen units	0.00		0.00	
	Reusable furniture	0.00		0.00	
	Non reusable furniture	0.00		0.00	
	Carpet, underlay and carpet floor tiles	0.00		0.00	
	Sanitary waste	0.00		0.00	
	Nappies	0.00		0.00	
	Other combustible	0.09		0.00	
Misc. non-combustible	Ceramics	0.31	0.31	0.00	0.00
	Hardcore	0.00		0.00	
	Other DIY rubble	0.00		0.00	
	Other non-combustible	0.00		0.00	
Glass	Brown glass containers	6.36	45.52	0.08	0.56
	Green glass containers	1.24		0.02	
	Clear glass containers	37.79		0.47	
	Plate glass	0.00		0.00	
	Other reusable glass items list	0.13		0.00	
	Light bulbs	0.00		0.00	
	Other glass	0.00		0.00	
Ferrous metal	Ferrous food and beverage cans	16.73	17.76	0.21	0.22
	Aerosols	0.79		0.01	
	Other packaging	0.00		0.00	
	Re usable ferrous items	0.23		0.00	
	Other ferrous	0.00		0.00	
Non-ferrous metal	Non-ferrous food and beverage cans	3.60	4.02	0.04	0.05
	Aerosols	0.34		0.00	
	Foil	0.01		0.00	
	Other packaging	0.00		0.00	
	Re useable non ferrous items	0.00		0.00	
	Other non-ferrous	0.08		0.00	
Putrescibles	Raw fruit and vegetable matter	0.02	0.10	0.00	0.00
	Cooked or prepared food	0.00		0.00	
	Green garden waste	0.08		0.00	
	Woody garden waste	0.00		0.00	
	Soil	0.00		0.00	
	Other putrescibles	0.00		0.00	
Fines	Particles <10mm	0.00	0.00	0.00	0.00
WEEE	List	0.07	0.07	0.00	0.00
HHW	List	0.00	0.00	0.00	0.00
Total		100.00	100.00	1.23	1.23
Contamination		1.30		0.02	

Appendix E: Average results for each season

Table E1: Average residual waste generation rates – autumn 2009

Primary cats	Sub-Category	Residual Waste October 2009			
		Concentration %		kg/hh/week	
Paper and card	Newspaper and magazines	1.87	13.36	0.15	1.06
	Directories and catalogues inc yellow pages	0.73		0.06	
	Junk mail and other recyclable paper	1.86		0.15	
	Paper packaging	0.90		0.07	
	Wall paper, tissues, hand towels, other non recyclable paper	4.48		0.36	
	Liquid cartons	0.41		0.03	
	Cardboard non corrugated	2.64		0.21	
	Cardboard corrugated	0.46		0.04	
Plastic film	Refuse sacks and other plastic film	1.33	6.23	0.11	0.50
	Carrier bags and packaging film	4.90		0.39	
Dense plastic	PET clear and coloured bottles	0.62	6.61	0.05	0.53
	HDPE opaque and coloured bottles	0.45		0.04	
	PVC clear and coloured bottles	0.01		0.00	
	Other rigid plastic packaging	3.77		0.30	
	Polystyrene	0.29		0.02	
	Video tapes/ music tapes	0.14		0.01	
	CDs, DVDs	0.07		0.01	
	Other rigid plastic	0.94		0.08	
Other re usable rigid plastic items	0.32	0.03			
Textiles	Re usable clothes	0.98	3.52	0.08	0.28
	Other reusable textiles	0.40		0.03	
	Non reusable	2.13		0.17	
Misc. combustible	Reusable Shoes, belts and bags	1.08	7.91	0.09	0.63
	Wood and cork packaging	0.06		0.00	
	Wood and cork non packaging	0.92		0.07	
	Kitchen units	0.00		0.00	
	Reusable furniture	0.00		0.00	
	Non reusable furniture	0.00		0.00	
	Carpet, underlay and carpet floor tiles	0.49		0.04	
	Sanitary waste	0.36		0.03	
	Nappies	3.91		0.31	
	Other combustible	1.09		0.09	
Misc. non-combustible	Ceramics	0.71	1.77	0.06	0.14
	Hardcore	0.00		0.00	
	Other DIY rubble	1.01		0.08	
	Other non-combustible	0.05		0.00	
Glass	Brown glass containers	0.19	3.72	0.02	0.30
	Green glass containers	0.87		0.07	
	Clear glass containers	2.35		0.19	
	Plate glass	0.05		0.00	
	Other reusable glass items list	0.05		0.00	
	Light bulbs	0.04		0.00	
	Other glass	0.16		0.01	
Ferrous metal	Ferrous food and beverage cans	1.66	2.89	0.13	0.23
	Aerosols	0.19		0.02	
	Other packaging	0.22		0.02	
	Re usable ferrous items	0.04		0.00	
	Other ferrous	0.78		0.06	
Non-ferrous metal	Non-ferrous food and beverage cans	0.23	0.97	0.02	0.08
	Aerosols	0.10		0.01	
	Foil	0.59		0.05	
	Other packaging	0.00		0.00	
	Re useable non ferrous items	0.00		0.00	
Other non-ferrous	0.04	0.00			
Putrescibles	Raw fruit and vegetable matter	20.11	49.60	1.60	3.95
	Cooked or prepared food	21.09		1.68	
	Green garden waste	0.86		0.07	
	Woody garden waste	0.11		0.01	
	Soil	0.08		0.01	
	Other putrescibles	7.35		0.58	
Fines	Particles <10mm	2.47	2.47	0.20	0.20
WEEE	List	0.66	0.66	0.05	0.05
HHW	List	0.29	0.29	0.02	0.02
Total		100.00	100.00	7.95	7.95
Total potentially recyclable		17.01		1.35	

Table E2: Average residual waste generation rates – winter 2010

Primary cats	Sub-Category	Residual Waste January 2010			
		Concentration %	kg/hh/week		
Paper and card	Newspaper and magazines	2.10	12.40	0.15	0.89
	Directories and catalogues inc yellow pages	0.41		0.03	
	Junk mail and other recyclable paper	2.25		0.16	
	Paper packaging	0.81		0.06	
	Wall paper, tissues, hand towels, other non recyclable paper	3.46		0.25	
	Liquid cartons	0.39		0.03	
	Cardboard non corrugated	2.48		0.18	
	Cardboard corrugated	0.49		0.04	
Plastic film	Refuse sacks and other plastic film	1.23	6.47	0.09	0.47
	Carrier bags and packaging film	5.24		0.38	
Dense plastic	PET clear and coloured bottles	0.46	5.91	0.03	0.43
	HDPE opaque and coloured bottles	0.44		0.03	
	PVC clear and coloured bottles	0.00		0.00	
	Other rigid plastic packaging	3.49		0.25	
	Polystyrene	0.38		0.03	
	Video tapes/ music tapes	0.05		0.00	
	CDs, DVDs	0.05		0.00	
	Other rigid plastic	0.68		0.05	
Other re usable rigid plastic items	0.35	0.03			
Textiles	Re usable clothes	0.95	2.59	0.07	0.19
	Other reusable textiles	0.55		0.04	
	Non reusable	1.09		0.08	
Misc. combustible	Reusable Shoes, belts and bags	0.77	10.07	0.06	0.73
	Wood and cork packaging	0.01		0.00	
	Wood and cork non packaging	0.54		0.04	
	Kitchen units	0.00		0.00	
	Reusable furniture	0.00		0.00	
	Non reusable furniture	0.00		0.00	
	Carpet, underlay and carpet floor tiles	0.90		0.06	
	Sanitary waste	0.53		0.04	
	Nappies	6.28		0.45	
	Other combustible	1.04		0.08	
Misc. non-combustible	Ceramics	0.48	1.47	0.03	0.11
	Hardcore	0.75		0.05	
	Other DIY rubble	0.22		0.02	
	Other non-combustible	0.01		0.00	
Glass	Brown glass containers	0.39	3.70	0.03	0.27
	Green glass containers	0.68		0.05	
	Clear glass containers	1.84		0.13	
	Plate glass	0.04		0.00	
	Other reusable glass items list	0.14		0.01	
	Light bulbs	0.06		0.00	
	Other glass	0.55		0.04	
Ferrous metal	Ferrous food and beverage cans	1.55	2.54	0.11	0.18
	Aerosols	0.17		0.01	
	Other packaging	0.01		0.00	
	Re usable ferrous items	0.40		0.03	
	Other ferrous	0.41		0.03	
Non-ferrous metal	Non-ferrous food and beverage cans	0.21	0.99	0.01	0.07
	Aerosols	0.13		0.01	
	Foil	0.60		0.04	
	Other packaging	0.00		0.00	
	Re useable non ferrous items	0.02		0.00	
	Other non-ferrous	0.03		0.00	
Putrescibles	Raw fruit and vegetable matter	21.51	49.50	1.55	3.57
	Cooked or prepared food	18.00		1.30	
	Green garden waste	1.11		0.08	
	Woody garden waste	0.00		0.00	
	Soil	0.03		0.00	
	Other putrescibles	8.85		0.64	
Fines	Particles <10mm	3.35	3.35	0.24	0.24
WEEE	List	0.56	0.56	0.04	0.04
HHW	List	0.45	0.45	0.03	0.03
Total		100.00	100.00	7.21	7.21
Total potentially recyclable		16.16		1.17	

Table E3: Average residual waste generation rates – spring 2010

Primary cats	Sub-Category	Residual Waste April 2010			
		Concentration %	kg/hh/week		
Paper and card	Newspaper and magazines	1.67	11.17	0.14	0.95
	Directories and catalogues inc yellow pages	0.31		0.03	
	Junk mail and other recyclable paper	2.34		0.20	
	Paper packaging	0.82		0.07	
	Wall paper, tissues, hand towels, other non recyclable paper	2.91		0.25	
	Liquid cartons	0.28		0.02	
	Cardboard non corrugated	2.31		0.20	
	Cardboard corrugated	0.52		0.04	
Plastic film	Refuse sacks and other plastic film	1.41	6.10	0.12	0.52
	Carrier bags and packaging film	4.70		0.40	
Dense plastic	PET clear and coloured bottles	0.51	7.31	0.04	0.62
	HDPE opaque and coloured bottles	0.45		0.04	
	PVC clear and coloured bottles	0.03		0.00	
	Other rigid plastic packaging	3.46		0.29	
	Polystyrene	0.24		0.02	
	Video tapes/ music tapes	0.04		0.00	
	CDs, DVDs	0.02		0.00	
	Other rigid plastic	1.78		0.15	
	Other re usable rigid plastic items	0.78		0.07	
Textiles	Re usable clothes	1.69	3.89	0.14	0.33
	Other reusable textiles	0.30		0.03	
	Non reusable	1.90		0.16	
Misc. combustible	Reusable Shoes, belts and bags	1.62	12.99	0.14	1.10
	Wood and cork packaging	0.05		0.00	
	Wood and cork non packaging	2.56		0.22	
	Kitchen units	0.00		0.00	
	Reusable furniture	0.00		0.00	
	Non reusable furniture	0.00		0.00	
	Carpet, underlay and carpet floor tiles	0.63		0.05	
	Sanitary waste	0.44		0.04	
	Nappies	6.17		0.52	
	Other combustible	1.52		0.13	
Misc. non-combustible	Ceramics	1.93	3.90	0.16	0.33
	Hardcore	0.78		0.07	
	Other DIY rubble	0.81		0.07	
	Other non-combustible	0.37		0.03	
Glass	Brown glass containers	0.22	3.26	0.02	0.28
	Green glass containers	0.74		0.06	
	Clear glass containers	1.93		0.16	
	Plate glass	0.04		0.00	
	Other reusable glass items list	0.08		0.01	
	Light bulbs	0.01		0.00	
	Other glass	0.23		0.02	
Ferrous metal	Ferrous food and beverage cans	1.26	3.08	0.11	0.26
	Aerosols	0.18		0.02	
	Other packaging	0.12		0.01	
	Re useable ferrous items	0.18		0.02	
	Other ferrous	1.34		0.11	
Non-ferrous metal	Non-ferrous food and beverage cans	0.24	0.86	0.02	0.07
	Aerosols	0.10		0.01	
	Foil	0.42		0.04	
	Other packaging	0.00		0.00	
	Re useable non ferrous items	0.03		0.00	
Putrescibles	Other non-ferrous	0.08	42.50	0.01	3.60
	Raw fruit and vegetable matter	17.45		1.48	
	Cooked or prepared food	17.63		1.49	
	Green garden waste	2.26		0.19	
	Woody garden waste	0.67		0.06	
	Soil	0.78		0.07	
Fines	Other putrescibles	3.71	2.45	0.31	0.21
	Particles <10mm	2.45		0.21	
WEEE	List	1.10	1.10	0.09	0.09
HHW	List	1.37	1.37	0.12	0.12
Total		100.00	100.00	8.47	8.47
Total potentially recyclable		17.90		1.52	

Table E4: Average residual waste generation rates – summer 2010

Primary cats	Sub-Category	Residual Waste July 2010			
		Concentration %	kg/hh/week		
Paper and card	Newspaper and magazines	1.76	13.33	0.13	0.96
	Directories and catalogues inc yellow pages	1.23		0.09	
	Junk mail and other recyclable paper	1.92		0.14	
	Paper packaging	1.11		0.08	
	Wall paper, tissues, hand towels, other non recyclable paper	3.57		0.26	
	Liquid cartons	0.41		0.03	
	Cardboard non corrugated	2.81		0.20	
	Cardboard corrugated	0.51		0.04	
Plastic film	Refuse sacks and other plastic film	1.69	6.06	0.12	0.44
	Carrier bags and packaging film	4.37		0.32	
Dense plastic	PET clear and coloured bottles	0.49	6.63	0.04	0.48
	HDPE opaque and coloured bottles	0.48		0.03	
	PVC clear and coloured bottles	0.00		0.00	
	Other rigid plastic packaging	3.34		0.24	
	Polystyrene	0.78		0.06	
	Video tapes/ music tapes	0.05		0.00	
	CDs, DVDs	0.05		0.00	
	Other rigid plastic	0.95		0.07	
Other re usable rigid plastic items	0.49	0.04			
Textiles	Re usable clothes	1.07	3.16	0.08	0.23
	Other reusable textiles	0.13		0.01	
	Non reusable	1.96		0.14	
Misc. combustible	Reusable Shoes, belts and bags	1.41	11.73	0.10	0.85
	Wood and cork packaging	0.03		0.00	
	Wood and cork non packaging	1.59		0.12	
	Kitchen units	0.00		0.00	
	Reusable furniture	0.00		0.00	
	Non reusable furniture	0.00		0.00	
	Carpet, underlay and carpet floor tiles	0.61		0.04	
	Sanitary waste	0.41		0.03	
	Nappies	5.44		0.39	
	Other combustible	2.24		0.16	
Misc. non-combustible	Ceramics	0.61	2.03	0.04	0.15
	Hardcore	0.80		0.06	
	Other DIY rubble	0.03		0.00	
	Other non-combustible	0.59		0.04	
Glass	Brown glass containers	0.37	4.38	0.03	0.32
	Green glass containers	1.05		0.08	
	Clear glass containers	2.31		0.17	
	Plate glass	0.00		0.00	
	Other reusable glass items list	0.19		0.01	
	Light bulbs	0.02		0.00	
	Other glass	0.44		0.03	
Ferrous metal	Ferrous food and beverage cans	1.09	2.45	0.08	0.18
	Aerosols	0.17		0.01	
	Other packaging	0.10		0.01	
	Re usable ferrous items	0.15		0.01	
	Other ferrous	0.94		0.07	
Non-ferrous metal	Non-ferrous food and beverage cans	0.28	0.91	0.02	0.07
	Aerosols	0.18		0.01	
	Foil	0.45		0.03	
	Other packaging	0.00		0.00	
	Re useable non ferrous items	0.00		0.00	
Other non-ferrous	0.01	0.00			
Putrescibles	Raw fruit and vegetable matter	21.03	45.55	1.52	3.29
	Cooked or prepared food	16.77		1.21	
	Green garden waste	2.86		0.21	
	Woody garden waste	0.37		0.03	
	Soil	0.77		0.06	
	Other putrescibles	3.75		0.27	
Fines	Particles <10mm	1.65	1.65	0.12	0.12
WEEE	List	1.41	1.41	0.10	0.10
HHW	List	0.70	0.70	0.05	0.05
Total		100.00	100.00	7.22	7.22
Total potentially recyclable			20.31	1.47	

Table E5: Average Garden waste generation rates – autumn 2009

Primary cats	Sub-Category	Garden waste Autumn 2009			
		Concentration %	kg/hh/week		
Paper and card	Newspaper and magazines	0.00	0.00	0.00	0.00
	Directories and catalogues inc yellow pages	0.00		0.00	
	Junk mail and other recyclable paper	0.00		0.00	
	Paper packaging	0.00		0.00	
	Wall paper, tissues, hand towels, other non recyclable paper	0.00		0.00	
	Liquid cartons	0.00		0.00	
	Cardboard non corrugated	0.00		0.00	
	Cardboard corrugated	0.00		0.00	
Plastic film	Refuse sacks and other plastic film	0.00	0.00	0.00	0.00
	Carrier bags and packaging film	0.00		0.00	
Dense plastic	PET clear and coloured bottles	0.00	0.00	0.00	0.00
	HDPE opaque and coloured bottles	0.00		0.00	
	PVC clear and coloured bottles	0.00		0.00	
	Other rigid plastic packaging	0.00		0.00	
	Polystyrene	0.00		0.00	
	Video tapes/ music tapes	0.00		0.00	
	CDs, DVDs	0.00		0.00	
	Other rigid plastic	0.00		0.00	
Other re usable rigid plastic items	0.00	0.00			
Textiles	Re usable clothes	0.00	0.00	0.00	0.00
	Other reusable textiles	0.00		0.00	
	Non reusable	0.00		0.00	
Misc. combustible	Reusable Shoes, belts and bags	0.00	0.00	0.00	0.00
	Wood and cork packaging	0.00		0.00	
	Wood and cork non packaging	0.00		0.00	
	Kitchen units	0.00		0.00	
	Reusable furniture	0.00		0.00	
	Non reusable furniture	0.00		0.00	
	Carpet, underlay and carpet floor tiles	0.00		0.00	
	Sanitary waste	0.00		0.00	
	Nappies	0.00		0.00	
	Other combustible	0.00		0.00	
Misc. non-combustible	Ceramics	0.00	0.00	0.00	0.00
	Hardcore	0.00		0.00	
	Other DIY rubble	0.00		0.00	
	Other non-combustible	0.00		0.00	
Glass	Brown glass containers	0.00	0.00	0.00	0.00
	Green glass containers	0.00		0.00	
	Clear glass containers	0.00		0.00	
	Plate glass	0.00		0.00	
	Other reusable glass items list	0.00		0.00	
	Light bulbs	0.00		0.00	
	Other glass	0.00		0.00	
Ferrous metal	Ferrous food and beverage cans	0.00	0.00	0.00	0.00
	Aerosols	0.00		0.00	
	Other packaging	0.00		0.00	
	Re usable ferrous items	0.00		0.00	
	Other ferrous	0.00		0.00	
Non-ferrous metal	Non-ferrous food and beverage cans	0.00	0.00	0.00	0.00
	Aerosols	0.00		0.00	
	Foil	0.00		0.00	
	Other packaging	0.00		0.00	
	Re useable non ferrous items	0.00		0.00	
Putrescibles	Other non-ferrous	0.00	100.00	0.00	1.15
	Raw fruit and vegetable matter	0.28		0.00	
	Cooked or prepared food	0.00		0.00	
	Green garden waste	89.80		1.04	
	Woody garden waste	8.64		0.10	
	Soil	1.29		0.01	
Fines	Other putrescibles	0.00	0.00	0.00	0.00
	Particles <10mm	0.00		0.00	
WEEE	List	0.00	0.00	0.00	0.00
HHW	List	0.00	0.00	0.00	0.00
Total		100.00	100.00	1.15	1.15
Contaminants		0.28		0.00	

Table E6: Average Garden waste generation rates – winter 2010

Primary cats	Sub-Category	Garden waste January 2010			
		Concentration %		kg/hh/week	
Paper and card	Newspaper and magazines	0.00	0.00	0.00	0.00
	Directories and catalogues inc yellow pages	0.00		0.00	
	Junk mail and other recyclable paper	0.00		0.00	
	Paper packaging	0.00		0.00	
	Wall paper, tissues, hand towels, other non recyclable paper	0.00		0.00	
	Liquid cartons	0.00		0.00	
	Cardboard non corrugated	0.00		0.00	
	Cardboard corrugated	0.00		0.00	
Plastic film	Refuse sacks and other plastic film	0.00	0.00	0.00	0.00
	Carrier bags and packaging film	0.00		0.00	
Dense plastic	PET clear and coloured bottles	0.00	0.00	0.00	0.00
	HDPE opaque and coloured bottles	0.00		0.00	
	PVC clear and coloured bottles	0.00		0.00	
	Other rigid plastic packaging	0.00		0.00	
	Polystyrene	0.00		0.00	
	Video tapes/ music tapes	0.00		0.00	
	CDs, DVDs	0.00		0.00	
	Other rigid plastic	0.00		0.00	
Other re usable rigid plastic items	0.00	0.00			
Textiles	Re usable clothes	0.00	0.00	0.00	0.00
	Other reusable textiles	0.00		0.00	
	Non reusable	0.00		0.00	
Misc. combustible	Reusable Shoes, belts and bags	0.00	0.00	0.00	0.00
	Wood and cork packaging	0.00		0.00	
	Wood and cork non packaging	0.00		0.00	
	Kitchen units	0.00		0.00	
	Reusable furniture	0.00		0.00	
	Non reusable furniture	0.00		0.00	
	Carpet, underlay and carpet floor tiles	0.00		0.00	
	Sanitary waste	0.00		0.00	
	Nappies	0.00		0.00	
	Other combustible	0.00		0.00	
Misc. non-combustible	Ceramics	0.00	0.00	0.00	0.00
	Hardcore	0.00		0.00	
	Other DIY rubble	0.00		0.00	
	Other non-combustible	0.00		0.00	
Glass	Brown glass containers	0.00	0.00	0.00	0.00
	Green glass containers	0.00		0.00	
	Clear glass containers	0.00		0.00	
	Plate glass	0.00		0.00	
	Other reusable glass items list	0.00		0.00	
	Light bulbs	0.00		0.00	
	Other glass	0.00		0.00	
Ferrous metal	Ferrous food and beverage cans	0.00	0.00	0.00	0.00
	Aerosols	0.00		0.00	
	Other packaging	0.00		0.00	
	Re usable ferrous items	0.00		0.00	
	Other ferrous	0.00		0.00	
Non-ferrous metal	Non-ferrous food and beverage cans	0.00	0.00	0.00	0.00
	Aerosols	0.00		0.00	
	Foil	0.00		0.00	
	Other packaging	0.00		0.00	
	Re useable non ferrous items	0.00		0.00	
Putrescibles	Other non-ferrous	0.00	100.00	0.00	0.12
	Raw fruit and vegetable matter	0.00		0.00	
	Cooked or prepared food	0.00		0.00	
	Green garden waste	22.36		0.03	
	Woody garden waste	72.34		0.09	
	Soil	5.30		0.01	
Fines	Other putrescibles	0.00	0.00	0.00	0.00
	Particles <10mm	0.00		0.00	
WEEE	List	0.00	0.00	0.00	0.00
HHW	List	0.00	0.00	0.00	0.00
Total		100.00	100.00	0.12	0.12
Contaminants		0.00		0.00	

Table E7: Average Garden waste generation rates – spring 2010

Primary cats	Sub-Category	Garden waste April 2010			
		Concentration %	kg/hh/week		
Paper and card	Newspaper and magazines	0.00	0.01	0.00	0.00
	Directories and catalogues inc yellow pages	0.00		0.00	
	Junk mail and other recyclable paper	0.01		0.00	
	Paper packaging	0.00		0.00	
	Wall paper, tissues, hand towels, other non recyclable paper	0.00		0.00	
	Liquid cartons	0.00		0.00	
	Cardboard non corrugated	0.00		0.00	
	Cardboard corrugated	0.00		0.00	
Plastic film	Refuse sacks and other plastic film	0.00	0.00	0.00	0.00
	Carrier bags and packaging film	0.00		0.00	
Dense plastic	PET clear and coloured bottles	0.00	0.21	0.00	0.01
	HDPE opaque and coloured bottles	0.00		0.00	
	PVC clear and coloured bottles	0.00		0.00	
	Other rigid plastic packaging	0.21		0.01	
	Polystyrene	0.00		0.00	
	Video tapes/ music tapes	0.00		0.00	
	CDs, DVDs	0.00		0.00	
	Other rigid plastic	0.00		0.00	
Other re usable rigid plastic items	0.00	0.00			
Textiles	Re usable clothes	0.00	0.00	0.00	0.00
	Other reusable textiles	0.00		0.00	
	Non reusable	0.00		0.00	
Misc. combustible	Reusable Shoes, belts and bags	0.00	0.42	0.00	0.02
	Wood and cork packaging	0.00		0.00	
	Wood and cork non packaging	0.03		0.00	
	Kitchen units	0.00		0.00	
	Reusable furniture	0.00		0.00	
	Non reusable furniture	0.00		0.00	
	Carpet, underlay and carpet floor tiles	0.00		0.00	
	Sanitary waste	0.00		0.00	
	Nappies	0.00		0.00	
	Other combustible	0.39		0.01	
Misc. non-combustible	Ceramics	0.00	0.19	0.00	0.01
	Hardcore	0.19		0.01	
	Other DIY rubble	0.00		0.00	
	Other non-combustible	0.00		0.00	
Glass	Brown glass containers	0.00	0.00	0.00	0.00
	Green glass containers	0.00		0.00	
	Clear glass containers	0.00		0.00	
	Plate glass	0.00		0.00	
	Other reusable glass items list	0.00		0.00	
	Light bulbs	0.00		0.00	
	Other glass	0.00		0.00	
Ferrous metal	Ferrous food and beverage cans	0.00	0.00	0.00	0.00
	Aerosols	0.00		0.00	
	Other packaging	0.00		0.00	
	Re usable ferrous items	0.00		0.00	
	Other ferrous	0.00		0.00	
Non-ferrous metal	Non-ferrous food and beverage cans	0.00	0.00	0.00	0.00
	Aerosols	0.00		0.00	
	Foil	0.00		0.00	
	Other packaging	0.00		0.00	
	Re useable non ferrous items	0.00		0.00	
	Other non-ferrous	0.00		0.00	
Putrescibles	Raw fruit and vegetable matter	0.86	99.14	0.03	3.78
	Cooked or prepared food	0.00		0.00	
	Green garden waste	78.84		3.00	
	Woody garden waste	11.99		0.46	
	Soil	6.39		0.24	
	Other putrescibles	1.06		0.04	
Fines	Particles <10mm	0.02	0.02	0.00	0.00
WEEE	List	0.00	0.00	0.00	0.00
HHW	List	0.00	0.00	0.00	0.00
Total		100.00	100.00	3.81	3.81
contaminants		2.78		0.11	

Table E8: Average Garden waste generation rates – summer 2010

Primary cats	Sub-Category	Garden waste July 2010			
		Concentration %	kg/hh/week		
Paper and card	Newspaper and magazines	0.00	0.00	0.00	0.00
	Directories and catalogues inc yellow pages	0.00		0.00	
	Junk mail and other recyclable paper	0.00		0.00	
	Paper packaging	0.00		0.00	
	Wall paper, tissues, hand towels, other non recyclable paper	0.00		0.00	
	Liquid cartons	0.00		0.00	
	Cardboard non corrugated	0.00		0.00	
	Cardboard corrugated	0.00		0.00	
Plastic film	Refuse sacks and other plastic film	0.00	0.00	0.00	0.00
	Carrier bags and packaging film	0.00		0.00	
Dense plastic	PET clear and coloured bottles	0.00	0.00	0.00	0.00
	HDPE opaque and coloured bottles	0.00		0.00	
	PVC clear and coloured bottles	0.00		0.00	
	Other rigid plastic packaging	0.00		0.00	
	Polystyrene	0.00		0.00	
	Video tapes/ music tapes	0.00		0.00	
	CDs, DVDs	0.00		0.00	
	Other rigid plastic	0.00		0.00	
Other re usable rigid plastic items	0.00	0.00			
Textiles	Re usable clothes	0.00	0.00	0.00	0.00
	Other reusable textiles	0.00		0.00	
	Non reusable	0.00		0.00	
Misc. combustible	Reusable Shoes, belts and bags	0.00	0.07	0.00	0.00
	Wood and cork packaging	0.00		0.00	
	Wood and cork non packaging	0.07		0.00	
	Kitchen units	0.00		0.00	
	Reusable furniture	0.00		0.00	
	Non reusable furniture	0.00		0.00	
	Carpet, underlay and carpet floor tiles	0.00		0.00	
	Sanitary waste	0.00		0.00	
	Nappies	0.00		0.00	
	Other combustible	0.00		0.00	
Misc. non-combustible	Ceramics	0.00	0.57	0.00	0.02
	Hardcore	0.47		0.01	
	Other DIY rubble	0.00		0.00	
	Other non-combustible	0.10		0.00	
Glass	Brown glass containers	0.00	0.00	0.00	0.00
	Green glass containers	0.00		0.00	
	Clear glass containers	0.00		0.00	
	Plate glass	0.00		0.00	
	Other reusable glass items list	0.00		0.00	
	Light bulbs	0.00		0.00	
	Other glass	0.00		0.00	
Ferrous metal	Ferrous food and beverage cans	0.00	0.00	0.00	0.00
	Aerosols	0.00		0.00	
	Other packaging	0.00		0.00	
	Re usable ferrous items	0.00		0.00	
	Other ferrous	0.00		0.00	
Non-ferrous metal	Non-ferrous food and beverage cans	0.00	0.00	0.00	0.00
	Aerosols	0.00		0.00	
	Foil	0.00		0.00	
	Other packaging	0.00		0.00	
	Re useable non ferrous items	0.00		0.00	
Putrescibles	Other non-ferrous	0.00	97.19	0.00	3.00
	Raw fruit and vegetable matter	0.84		0.03	
	Cooked or prepared food	0.00		0.00	
	Green garden waste	68.05		2.10	
	Woody garden waste	13.35		0.41	
	Soil	12.49		0.39	
Fines	Other putrescibles	2.45	2.17	0.08	0.07
	Particles <10mm	2.17		0.07	
WEEE	List	0.00	0.00	0.00	0.00
HHW	List	0.00	0.00	0.00	0.00
Total		100.00	100.00	3.09	3.09
Contaminants		6.10		0.19	

Table E9: Average paper and card recycling generation rates – autumn 2009

Primary cats	Sub-Category	Paper and Card recycling Autumn 2009			
		Concentration %		kg/hh/week	
Paper and card	Newspaper and magazines	54.10	96.76	1.34	2.40
	Directories and catalogues inc yellow pages	8.69		0.22	
	Junk mail and other recyclable paper	9.01		0.22	
	Paper packaging	0.66		0.02	
	Wall paper, tissues, hand towels, other non recyclable paper	0.39		0.01	
	Liquid cartons	0.49		0.01	
	Cardboard non corrugated	10.04		0.25	
	Cardboard corrugated	13.38		0.33	
Plastic film	Refuse sacks and other plastic film	0.21	0.35	0.01	0.01
	Carrier bags and packaging film	0.15		0.00	
Dense plastic	PET clear and coloured bottles	0.27	1.12	0.01	0.03
	HDPE opaque and coloured bottles	0.20		0.01	
	PVC clear and coloured bottles	0.00		0.00	
	Other rigid plastic packaging	0.62		0.02	
	Polystyrene	0.02		0.00	
	Video tapes/ music tapes	0.00		0.00	
	CDs, DVDs	0.00		0.00	
	Other rigid plastic	0.00		0.00	
	Other re usable rigid plastic items	0.00		0.00	
	Textiles	Re usable clothes		0.00	
Other reusable textiles		0.00	0.00		
Non reusable		0.00	0.00		
Misc. combustible	Reusable Shoes, belts and bags	0.00	1.19	0.00	0.03
	Wood and cork packaging	0.00		0.00	
	Wood and cork non packaging	1.19		0.03	
	Kitchen units	0.00		0.00	
	Reusable furniture	0.00		0.00	
	Non reusable furniture	0.00		0.00	
	Carpet, underlay and carpet floor tiles	0.00		0.00	
	Sanitary waste	0.00		0.00	
	Nappies	0.00		0.00	
	Other combustible	0.00		0.00	
Misc. non-combustible	Ceramics	0.00	0.00	0.00	0.00
	Hardcore	0.00		0.00	
	Other DIY rubble	0.00		0.00	
	Other non-combustible	0.00		0.00	
Glass	Brown glass containers	0.00	0.00	0.00	0.00
	Green glass containers	0.00		0.00	
	Clear glass containers	0.00		0.00	
	Plate glass	0.00		0.00	
	Other reusable glass items list	0.00		0.00	
	Light bulbs	0.00		0.00	
	Other glass	0.00		0.00	
Ferrous metal	Ferrous food and beverage cans	0.09	0.33	0.00	0.01
	Aerosols	0.01		0.00	
	Other packaging	0.00		0.00	
	Re usable ferrous items	0.00		0.00	
	Other ferrous	0.23		0.01	
Non-ferrous metal	Non-ferrous food and beverage cans	0.04	0.05	0.00	0.00
	Aerosols	0.00		0.00	
	Foil	0.01		0.00	
	Other packaging	0.00		0.00	
	Re useable non ferrous items	0.00		0.00	
	Other non-ferrous	0.00		0.00	
Putrescibles	Raw fruit and vegetable matter	0.00	0.12	0.00	0.00
	Cooked or prepared food	0.12		0.00	
	Green garden waste	0.00		0.00	
	Woody garden waste	0.00		0.00	
	Soil	0.00		0.00	
	Other putrescibles	0.00		0.00	
Fines	Particles <10mm	0.08	0.08	0.00	0.00
WEEE	List	0.00	0.00	0.00	0.00
HHW	List	0.00	0.00	0.00	0.00
Total		100.00	100.00	2.48	2.48
Contaminants		4.11		0.10	

Table E10: Average paper and card recycling generation rates – winter 2010

Primary cats	Sub-Category	Paper and Card recycling January 2010			
		Concentration %	kg/hh/week		
Paper and card	Newspaper and magazines	56.95	97.16	1.42	2.42
	Directories and catalogues inc yellow pages	6.07		0.15	
	Junk mail and other recyclable paper	8.14		0.20	
	Paper packaging	0.33		0.01	
	Wall paper, tissues, hand towels, other non recyclable paper	0.31		0.01	
	Liquid cartons	0.36		0.01	
	Cardboard non corrugated	14.04		0.35	
	Cardboard corrugated	10.96		0.27	
Plastic film	Refuse sacks and other plastic film	0.28	0.65	0.01	0.02
	Carrier bags and packaging film	0.37		0.01	
Dense plastic	PET clear and coloured bottles	0.22	1.20	0.01	0.03
	HDPE opaque and coloured bottles	0.25		0.01	
	PVC clear and coloured bottles	0.00		0.00	
	Other rigid plastic packaging	0.48		0.01	
	Polystyrene	0.00		0.00	
	Video tapes/ music tapes	0.24		0.01	
	CDs, DVDs	0.00		0.00	
	Other rigid plastic	0.00		0.00	
Textiles	Other re usable rigid plastic items	0.01	0.04	0.00	0.00
	Re usable clothes	0.00		0.00	
	Other reusable textiles	0.00		0.00	
Misc. combustible	Non reusable	0.04	0.08	0.00	0.00
	Reusable Shoes, belts and bags	0.00		0.00	
	Wood and cork packaging	0.00		0.00	
	Wood and cork non packaging	0.00		0.00	
	Kitchen units	0.00		0.00	
	Reusable furniture	0.00		0.00	
	Non reusable furniture	0.00		0.00	
	Carpet, underlay and carpet floor tiles	0.00		0.00	
	Sanitary waste	0.00		0.00	
	Nappies	0.00		0.00	
Misc. non-combustible	Other combustible	0.08	0.00	0.00	0.00
	Ceramics	0.00		0.00	
	Hardcore	0.00		0.00	
	Other DIY rubble	0.00		0.00	
Glass	Other non-combustible	0.00	0.07	0.00	0.00
	Brown glass containers	0.00		0.00	
	Green glass containers	0.00		0.00	
	Clear glass containers	0.07		0.00	
	Plate glass	0.00		0.00	
	Other reusable glass items list	0.00		0.00	
	Light bulbs	0.00		0.00	
Ferrous metal	Other glass	0.00	0.71	0.00	0.02
	Ferrous food and beverage cans	0.64		0.02	
	Aerosols	0.07		0.00	
	Other packaging	0.00		0.00	
	Re usable ferrous items	0.00		0.00	
Non-ferrous metal	Other ferrous	0.00	0.03	0.00	0.00
	Non-ferrous food and beverage cans	0.02		0.00	
	Aerosols	0.00		0.00	
	Foil	0.01		0.00	
	Other packaging	0.00		0.00	
Putrescibles	Re useable non ferrous items	0.00	0.06	0.00	0.00
	Other non-ferrous	0.00		0.00	
	Raw fruit and vegetable matter	0.00		0.00	
	Cooked or prepared food	0.06		0.00	
	Green garden waste	0.00		0.00	
	Woody garden waste	0.00		0.00	
Fines	Soil	0.00	0.00	0.00	0.00
	Other putrescibles	0.00		0.00	
WEEE	Particles <10mm	0.00	0.00	0.00	0.00
HHW	List	0.00	0.00	0.00	0.00
Total		100.00	100.00	2.49	2.49
Contaminants		3.50		0.09	

Table E11: Average paper and card recycling generation rates – spring 2010

Primary cats	Sub-Category	Paper and Card recycling April 2010			
		Concentration %	kg/hh/week		
Paper and card	Newspaper and magazines	49.79	99.47	0.78	1.56
	Directories and catalogues inc yellow pages	9.26		0.15	
	Junk mail and other recyclable paper	12.26		0.19	
	Paper packaging	0.63		0.01	
	Wall paper, tissues, hand towels, other non recyclable paper	1.50		0.02	
	Liquid cartons	0.74		0.01	
	Cardboard non corrugated	11.07		0.17	
	Cardboard corrugated	14.21		0.22	
Plastic film	Refuse sacks and other plastic film	0.01	0.17	0.00	0.00
	Carrier bags and packaging film	0.16		0.00	
Dense plastic	PET clear and coloured bottles	0.00	0.05	0.00	0.00
	HDPE opaque and coloured bottles	0.00		0.00	
	PVC clear and coloured bottles	0.00		0.00	
	Other rigid plastic packaging	0.04		0.00	
	Polystyrene	0.00		0.00	
	Video tapes/ music tapes	0.00		0.00	
	CDs, DVDs	0.01		0.00	
	Other rigid plastic	0.00		0.00	
Other re usable rigid plastic items	0.00	0.00			
Textiles	Re usable clothes	0.00	0.02	0.00	0.00
	Other reusable textiles	0.02		0.00	
	Non reusable	0.00		0.00	
Misc. combustible	Reusable Shoes, belts and bags	0.00	0.04	0.00	0.00
	Wood and cork packaging	0.00		0.00	
	Wood and cork non packaging	0.00		0.00	
	Kitchen units	0.00		0.00	
	Reusable furniture	0.00		0.00	
	Non reusable furniture	0.00		0.00	
	Carpet, underlay and carpet floor tiles	0.00		0.00	
	Sanitary waste	0.04		0.00	
	Nappies	0.00		0.00	
	Other combustible	0.00		0.00	
Misc. non-combustible	Ceramics	0.00	0.05	0.00	0.00
	Hardcore	0.00		0.00	
	Other DIY rubble	0.05		0.00	
	Other non-combustible	0.00		0.00	
Glass	Brown glass containers	0.00	0.06	0.00	0.00
	Green glass containers	0.00		0.00	
	Clear glass containers	0.06		0.00	
	Plate glass	0.00		0.00	
	Other reusable glass items list	0.00		0.00	
	Light bulbs	0.00		0.00	
	Other glass	0.00		0.00	
Ferrous metal	Ferrous food and beverage cans	0.01	0.01	0.00	0.00
	Aerosols	0.00		0.00	
	Other packaging	0.00		0.00	
	Re usable ferrous items	0.00		0.00	
	Other ferrous	0.00		0.00	
Non-ferrous metal	Non-ferrous food and beverage cans	0.00	0.01	0.00	0.00
	Aerosols	0.00		0.00	
	Foil	0.00		0.00	
	Other packaging	0.00		0.00	
	Re useable non ferrous items	0.00		0.00	
Putrescibles	Other non-ferrous	0.00	0.13	0.00	0.00
	Raw fruit and vegetable matter	0.00		0.00	
	Cooked or prepared food	0.13		0.00	
	Green garden waste	0.00		0.00	
	Woody garden waste	0.00		0.00	
	Soil	0.00		0.00	
Other putrescibles	0.00	0.00			
Fines	Particles <10mm	0.00	0.00	0.00	0.00
WEEE	List	0.00	0.00	0.00	0.00
HHW	List	0.00	0.00	0.00	0.00
Total		100.00	100.00	1.57	1.57
Contaminants		2.78		0.04	

Table E12: Average paper and card recycling generation rates – summer 2010

Primary cats	Sub-Category	Paper and Card recycling July 2010			
		Concentration %	kg/hh/week		
Paper and card	Newspaper and magazines	46.77	99.51	0.97	2.07
	Directories and catalogues inc yellow pages	15.30		0.32	
	Junk mail and other recyclable paper	11.36		0.24	
	Paper packaging	0.60		0.01	
	Wall paper, tissues, hand towels, other non recyclable paper	4.04		0.08	
	Liquid cartons	0.92		0.02	
	Cardboard non corrugated	11.00		0.23	
	Cardboard corrugated	9.53		0.20	
Plastic film	Refuse sacks and other plastic film	0.06	0.15	0.00	0.00
	Carrier bags and packaging film	0.08		0.00	
Dense plastic	PET clear and coloured bottles	0.00	0.14	0.00	0.00
	HDPE opaque and coloured bottles	0.00		0.00	
	PVC clear and coloured bottles	0.00		0.00	
	Other rigid plastic packaging	0.04		0.00	
	Polystyrene	0.10		0.00	
	Video tapes/ music tapes	0.00		0.00	
	CDs, DVDs	0.00		0.00	
	Other rigid plastic	0.00		0.00	
Other re usable rigid plastic items	0.00	0.00			
Textiles	Re usable clothes	0.00	0.00	0.00	0.00
	Other reusable textiles	0.00		0.00	
	Non reusable	0.00		0.00	
Misc. combustible	Reusable Shoes, belts and bags	0.00	0.16	0.00	0.00
	Wood and cork packaging	0.00		0.00	
	Wood and cork non packaging	0.15		0.00	
	Kitchen units	0.00		0.00	
	Reusable furniture	0.00		0.00	
	Non reusable furniture	0.00		0.00	
	Carpet, underlay and carpet floor tiles	0.00		0.00	
	Sanitary waste	0.00		0.00	
	Nappies	0.00		0.00	
	Other combustible	0.01		0.00	
Misc. non-combustible	Ceramics	0.00	0.00	0.00	0.00
	Hardcore	0.00		0.00	
	Other DIY rubble	0.00		0.00	
	Other non-combustible	0.00		0.00	
Glass	Brown glass containers	0.00	0.00	0.00	0.00
	Green glass containers	0.00		0.00	
	Clear glass containers	0.00		0.00	
	Plate glass	0.00		0.00	
	Other reusable glass items list	0.00		0.00	
	Light bulbs	0.00		0.00	
	Other glass	0.00		0.00	
Ferrous metal	Ferrous food and beverage cans	0.01	0.02	0.00	0.00
	Aerosols	0.00		0.00	
	Other packaging	0.00		0.00	
	Re usable ferrous items	0.01		0.00	
	Other ferrous	0.00		0.00	
Non-ferrous metal	Non-ferrous food and beverage cans	0.00	0.01	0.00	0.00
	Aerosols	0.00		0.00	
	Foil	0.01		0.00	
	Other packaging	0.00		0.00	
	Re useable non ferrous items	0.00		0.00	
Other non-ferrous	0.00	0.00			
Putrescibles	Raw fruit and vegetable matter	0.00	0.00	0.00	0.00
	Cooked or prepared food	0.00		0.00	
	Green garden waste	0.00		0.00	
	Woody garden waste	0.00		0.00	
	Soil	0.00		0.00	
	Other putrescibles	0.00		0.00	
Fines	Particles <10mm	0.00	0.00	0.00	0.00
WEEE	List	0.01	0.01	0.00	0.00
HHW	List	0.00	0.00	0.00	0.00
Total		100.00	100.00	2.08	2.08
Contaminants		5.45		0.11	

Table E13: Average plastics, cans and glass recycling generation rates – autumn 2009

Primary cats	Sub-Category	Plastic, cans and glass recycling Autumn 2009			
		Concentration %		kg/hh/week	
Paper and card	Newspaper and magazines	14.67	23.35	0.27	0.43
	Directories and catalogues inc yellow pages	1.90		0.04	
	Junk mail and other recyclable paper	3.00		0.06	
	Paper packaging	0.05		0.00	
	Wall paper, tissues, hand towels, other non recyclable paper	0.44		0.01	
	Liquid cartons	0.81		0.01	
	Cardboard non corrugated	1.34		0.02	
	Cardboard corrugated	1.15		0.02	
Plastic film	Refuse sacks and other plastic film	0.11	1.01	0.00	0.02
	Carrier bags and packaging film	0.90		0.02	
Dense plastic	PET clear and coloured bottles	5.95	18.10	0.11	0.33
	HDPE opaque and coloured bottles	6.60		0.12	
	PVC clear and coloured bottles	0.08		0.00	
	Other rigid plastic packaging	4.89		0.09	
	Polystyrene	0.11		0.00	
	Video tapes/ music tapes	0.00		0.00	
	CDs, DVDs	0.02		0.00	
	Other rigid plastic	0.01		0.00	
Other re usable rigid plastic items	0.46	0.01			
Textiles	Re usable clothes	0.00	0.09	0.00	0.00
	Other reusable textiles	0.00		0.00	
	Non reusable	0.09		0.00	
Misc. combustible	Reusable Shoes, belts and bags	0.00	0.06	0.00	0.00
	Wood and cork packaging	0.00		0.00	
	Wood and cork non packaging	0.01		0.00	
	Kitchen units	0.00		0.00	
	Reusable furniture	0.00		0.00	
	Non reusable furniture	0.00		0.00	
	Carpet, underlay and carpet floor tiles	0.00		0.00	
	Sanitary waste	0.00		0.00	
	Nappies	0.00		0.00	
	Other combustible	0.05		0.00	
Misc. non-combustible	Ceramics	0.04	0.04	0.00	0.00
	Hardcore	0.00		0.00	
	Other DIY rubble	0.00		0.00	
	Other non-combustible	0.00		0.00	
Glass	Brown glass containers	5.75	44.12	0.11	0.81
	Green glass containers	13.98		0.26	
	Clear glass containers	21.31		0.39	
	Plate glass	2.44		0.05	
	Other reusable glass items list	0.00		0.00	
	Light bulbs	0.13		0.00	
	Other glass	0.52		0.01	
Ferrous metal	Ferrous food and beverage cans	10.00	10.91	0.18	0.20
	Aerosols	0.31		0.01	
	Other packaging	0.45		0.01	
	Re usable ferrous items	0.15		0.00	
	Other ferrous	0.00		0.00	
Non-ferrous metal	Non-ferrous food and beverage cans	1.89	2.06	0.03	0.04
	Aerosols	0.03		0.00	
	Foil	0.13		0.00	
	Other packaging	0.00		0.00	
	Re useable non ferrous items	0.00		0.00	
	Other non-ferrous	0.00		0.00	
Putrescibles	Raw fruit and vegetable matter	0.00	0.25	0.00	0.00
	Cooked or prepared food	0.06		0.00	
	Green garden waste	0.00		0.00	
	Woody garden waste	0.00		0.00	
	Soil	0.00		0.00	
	Other putrescibles	0.20		0.00	
Fines	Particles <10mm	0.00	0.00	0.00	0.00
WEEE	List	0.00	0.00	0.00	0.00
HHW	List	0.00	0.00	0.00	0.00
Total		100.00	100.00	1.85	1.85
Contaminants		28.64		0.53	

Table E14: Average plastics, cans and glass recycling generation rates – winter 2010

Primary cats	Sub-Category	Plastic, cans and glass recycling January 2010			
		Concentration %	kg/hh/week		
Paper and card	Newspaper and magazines	5.49	9.74	0.09	0.15
	Directories and catalogues inc yellow pages	0.00		0.00	
	Junk mail and other recyclable paper	2.30		0.04	
	Paper packaging	0.09		0.00	
	Wall paper, tissues, hand towels, other non recyclable paper	0.05		0.00	
	Liquid cartons	0.44		0.01	
	Cardboard non corrugated	1.02		0.02	
	Cardboard corrugated	0.34		0.01	
	Plastic film	Refuse sacks and other plastic film		0.03	
Carrier bags and packaging film		0.38	0.01		
Dense plastic	PET clear and coloured bottles	5.66	14.13	0.09	0.22
	HDPE opaque and coloured bottles	4.37		0.07	
	PVC clear and coloured bottles	0.04		0.00	
	Other rigid plastic packaging	2.76		0.04	
	Polystyrene	0.02		0.00	
	Video tapes/ music tapes	0.00		0.00	
	CDs, DVDs	0.00		0.00	
	Other rigid plastic	0.95		0.01	
	Other re usable rigid plastic items	0.34		0.01	
Textiles	Re usable clothes	0.00	0.02	0.00	0.00
	Other reusable textiles	0.00		0.00	
	Non reusable	0.02		0.00	
Misc. combustible	Reusable Shoes, belts and bags	0.00	0.05	0.00	0.00
	Wood and cork packaging	0.01		0.00	
	Wood and cork non packaging	0.00		0.00	
	Kitchen units	0.00		0.00	
	Reusable furniture	0.00		0.00	
	Non reusable furniture	0.00		0.00	
	Carpet, underlay and carpet floor tiles	0.00		0.00	
	Sanitary waste	0.00		0.00	
	Nappies	0.00		0.00	
	Other combustible	0.05		0.00	
Misc. non-combustible	Ceramics	0.47	0.47	0.01	0.01
	Hardcore	0.00		0.00	
	Other DIY rubble	0.00		0.00	
	Other non-combustible	0.00		0.00	
Glass	Brown glass containers	5.27	62.31	0.08	0.98
	Green glass containers	27.85		0.44	
	Clear glass containers	27.12		0.43	
	Plate glass	0.00		0.00	
	Other reusable glass items list	0.03		0.00	
	Light bulbs	0.01		0.00	
	Other glass	2.03		0.03	
Ferrous metal	Ferrous food and beverage cans	10.10	10.55	0.16	0.17
	Aerosols	0.32		0.01	
	Other packaging	0.00		0.00	
	Re usable ferrous items	0.00		0.00	
	Other ferrous	0.14		0.00	
Non-ferrous metal	Non-ferrous food and beverage cans	1.68	1.93	0.03	0.03
	Aerosols	0.13		0.00	
	Foil	0.12		0.00	
	Other packaging	0.00		0.00	
	Re useable non ferrous items	0.00		0.00	
	Other non-ferrous	0.00		0.00	
Putrescibles	Raw fruit and vegetable matter	0.02	0.26	0.00	0.00
	Cooked or prepared food	0.24		0.00	
	Green garden waste	0.00		0.00	
	Woody garden waste	0.00		0.00	
	Soil	0.00		0.00	
	Other putrescibles	0.00		0.00	
Fines	Particles <10mm	0.00	0.00	0.00	0.00
WEEE	List	0.09	0.09	0.00	0.00
HHW	List	0.04	0.04	0.00	0.00
Total		100.00	100.00	1.57	1.57
Contaminants		14.59		0.23	

Table E15: Average plastics, cans and glass recycling generation rates – spring 2010

		Plastic, cans and glass recycling April 2010			
Primary cats	Sub-Category	Concentration %		kg/hh/week	
Paper and card	Newspaper and magazines	0.01	0.03	0.00	0.00
	Directories and catalogues inc yellow pages	0.00		0.00	
	Junk mail and other recyclable paper	0.00		0.00	
	Paper packaging	0.00		0.00	
	Wall paper, tissues, hand towels, other non recyclable paper	0.00		0.00	
	Liquid cartons	0.00		0.00	
	Cardboard non corrugated	0.02		0.00	
	Cardboard corrugated	0.00		0.00	
Plastic film	Refuse sacks and other plastic film	0.12	0.69	0.00	0.01
	Carrier bags and packaging film	0.58		0.01	
Dense plastic	PET clear and coloured bottles	12.92	24.79	0.19	0.36
	HDPE opaque and coloured bottles	7.35		0.11	
	PVC clear and coloured bottles	0.02		0.00	
	Other rigid plastic packaging	3.98		0.06	
	Polystyrene	0.00		0.00	
	Video tapes/ music tapes	0.30		0.00	
	CDs, DVDs	0.01		0.00	
	Other rigid plastic	0.10		0.00	
Textiles	Other re usable rigid plastic items	0.11	0.00	0.00	0.00
	Re usable clothes	0.00		0.00	
	Other reusable textiles	0.00		0.00	
Misc. combustible	Non reusable	0.00	0.24	0.00	0.00
	Reusable Shoes, belts and bags	0.00		0.00	
	Wood and cork packaging	0.00		0.00	
	Wood and cork non packaging	0.01		0.00	
	Kitchen units	0.00		0.00	
	Reusable furniture	0.00		0.00	
	Non reusable furniture	0.00		0.00	
	Carpet, underlay and carpet floor tiles	0.00		0.00	
	Sanitary waste	0.00		0.00	
	Nappies	0.00		0.00	
Misc. non-combustible	Other combustible	0.22	0.21	0.00	0.00
	Ceramics	0.21		0.00	
	Hardcore	0.00		0.00	
	Other DIY rubble	0.00		0.00	
Glass	Other non-combustible	0.00	59.82	0.00	0.88
	Brown glass containers	5.65		0.08	
	Green glass containers	20.98		0.31	
	Clear glass containers	27.21		0.40	
	Plate glass	5.27		0.08	
	Other reusable glass items list	0.00		0.00	
	Light bulbs	0.01		0.00	
Ferrous metal	Other glass	0.70	10.66	0.01	0.16
	Ferrous food and beverage cans	10.18		0.15	
	Aerosols	0.41		0.01	
	Other packaging	0.04		0.00	
	Re usable ferrous items	0.00		0.00	
Non-ferrous metal	Other ferrous	0.03	2.08	0.00	0.03
	Non-ferrous food and beverage cans	1.88		0.03	
	Aerosols	0.10		0.00	
	Foil	0.09		0.00	
	Other packaging	0.00		0.00	
	Re useable non ferrous items	0.00		0.00	
Putrescibles	Other non-ferrous	0.00	1.25	0.00	0.02
	Raw fruit and vegetable matter	0.17		0.00	
	Cooked or prepared food	1.07		0.02	
	Green garden waste	0.00		0.00	
	Woody garden waste	0.00		0.00	
	Soil	0.00		0.00	
Fines	Other putrescibles	0.00	0.19	0.00	0.00
	Particles <10mm	0.19		0.00	
	WEEE	0.01		0.01	
HHW	List	0.01	0.03	0.00	0.00
	List	0.03		0.00	
Total		100.00	100.00	1.47	1.47
Contaminants		9.18		0.13	

Table E16: Average plastics, cans and glass recycling generation rates – summer 2010

Primary cats	Sub-Category	Plastic, cans and glass recycling July 2010			
		Concentration %	kg/hh/week		
Paper and card	Newspaper and magazines	0.00	0.09	0.00	0.00
	Directories and catalogues inc yellow pages	0.00		0.00	
	Junk mail and other recyclable paper	0.00		0.00	
	Paper packaging	0.00		0.00	
	Wall paper, tissues, hand towels, other non recyclable paper	0.00		0.00	
	Liquid cartons	0.06		0.00	
	Cardboard non corrugated	0.02		0.00	
	Cardboard corrugated	0.00		0.00	
Plastic film	Refuse sacks and other plastic film	1.27	2.59	0.01	0.03
	Carrier bags and packaging film	1.32		0.01	
Dense plastic	PET clear and coloured bottles	9.45	26.76	0.11	0.30
	HDPE opaque and coloured bottles	9.08		0.10	
	PVC clear and coloured bottles	0.05		0.00	
	Other rigid plastic packaging	7.64		0.09	
	Polystyrene	0.08		0.00	
	Video tapes/ music tapes	0.00		0.00	
	CDs, DVDs	0.10		0.00	
	Other rigid plastic	0.34		0.00	
Textiles	Other re usable rigid plastic items	0.02	0.00	0.00	0.00
	Re usable clothes	0.00		0.00	
	Other reusable textiles	0.00		0.00	
Misc. combustible	Non reusable	0.00	0.19	0.00	0.00
	Reusable Shoes, belts and bags	0.00		0.00	
	Wood and cork packaging	0.00		0.00	
	Wood and cork non packaging	0.00		0.00	
	Kitchen units	0.00		0.00	
	Reusable furniture	0.00		0.00	
	Non reusable furniture	0.00		0.00	
	Carpet, underlay and carpet floor tiles	0.00		0.00	
	Sanitary waste	0.00		0.00	
	Nappies	0.00		0.00	
Misc. non-combustible	Other combustible	0.19	0.47	0.00	0.01
	Ceramics	0.47		0.01	
	Hardcore	0.00		0.00	
	Other DIY rubble	0.00		0.00	
Glass	Other non-combustible	0.00	53.21	0.00	0.60
	Brown glass containers	8.34		0.09	
	Green glass containers	16.05		0.18	
	Clear glass containers	25.16		0.29	
	Plate glass	0.00		0.00	
	Other reusable glass items list	0.19		0.00	
	Light bulbs	0.02		0.00	
Ferrous metal	Other glass	3.45	12.31	0.04	0.14
	Ferrous food and beverage cans	11.14		0.13	
	Aerosols	0.29		0.00	
	Other packaging	0.09		0.00	
	Re usable ferrous items	0.11		0.00	
Non-ferrous metal	Other ferrous	0.68	2.89	0.01	0.03
	Non-ferrous food and beverage cans	2.36		0.03	
	Aerosols	0.09		0.00	
	Foil	0.42		0.00	
	Other packaging	0.00		0.00	
	Re useable non ferrous items	0.00		0.00	
Putrescibles	Other non-ferrous	0.01	1.47	0.00	0.02
	Raw fruit and vegetable matter	0.21		0.00	
	Cooked or prepared food	1.25		0.01	
	Green garden waste	0.01		0.00	
	Woody garden waste	0.00		0.00	
	Soil	0.00		0.00	
Fines	Other putrescibles	0.00	0.00	0.00	0.00
	Particles <10mm	0.00		0.00	
WEEE	List	0.01	0.01	0.00	0.00
HHW	List	0.01	0.01	0.00	0.00
Total		100.00	100.00	1.13	1.13
Contaminants		9.83		0.11	