

Talking Rubbish

Education Newsletter

Reduce, Reuse and Recycle

Issue 3

In this issue...

- 2 Waste Certificate
- 3 Waste Free Packed Lunches
- 4 Schools Paper Recycling Scheme
- 5 Seagrave Primary School
Recycling Theatre Production
- 6 Green Cones
Blaby Community Repaint Recycling Scheme
- 7 Reduce waste - make your own christmas decorations
- 11 Educational support from North West Leicestershire District Council
Christmas Card Recycling is back!
- 12 Useful Contacts



Kate Easton, Councillor and Mrs Kershaw

Newtown Linford achieves the Waste Certificate!

Newtown Linford is the first school to achieve the Waste Certificate. They have managed to make a huge difference in the amount of waste they produce, having reduced their waste by a massive 82%.

Kate Easton from Newtown Linford Primary School said "I am very proud that Newtown Linford Primary School has achieved the Waste Certificate. The children have worked very hard to reduce the amount of litter we send to landfill and recycle more. It has been hard work, but fun! It has helped us immensely

with the waste minimisation/recycling section of Eco Schools and we now have a Waste Reduction Policy in place. This will certainly help towards achieving the Eco Schools Green Flag Award, which we are in the process of applying for this year."

continued on page 2...

www.leics.gov.uk/waste

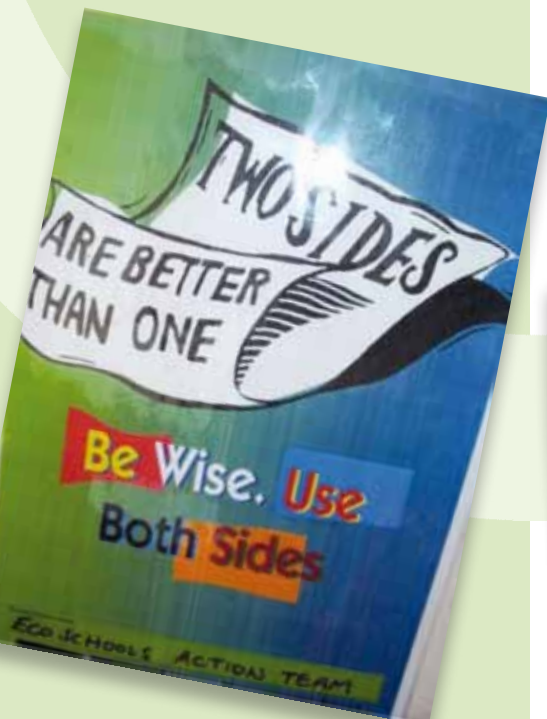
recycle for Leicestershire

Continued from page 1

The Waste Certificate made it easy for them to reduce their waste. Firstly the Waste Sort allowed the school to see what waste they were throwing away that could be easily recycled, as well as looking at what they could do differently to minimise the waste they were producing.

The Action Plan that followed the Waste Sort set out clear steps that the school needed to follow in order to reduce its waste.

Assemblies and class based activities proved very successful in educating pupils and staff above what they needed to do in order to help reduce waste in school.



Three trial schools continue with the Waste Certificate

There are currently three trial schools working towards the Waste Certificate. These are John Wycliffe Primary School in Harborough, Glenhills Primary School in Blaby and All Saints Church of England Primary School in Coalville.


The Waste Certificate is designed to allow schools to gain recognition for reducing waste in school and it will be awarded to schools that meet the criteria set out by the Leicestershire County Council.

It is a great way to get schools on track to reduce the amount of waste they produce. The Education Officer from Leicestershire County Council, with help from District & Borough Councils is guiding the trial schools through each stage of the Waste Certificate.

Once schools achieve the criteria they will be awarded a framed certificate and will be referenced on the Leicestershire Waste Partnership website to enable other schools to learn from their good practices. All three schools have taken part in a Waste Free Packed Lunch activity and managed to reduce their packed lunch waste. The schools have also been given their Action Plan which they are now working towards.

The Action Plan could include the following:

- Labelling bins around schools to make it clear what materials can go in them.
- Putting posters up around school to promote double sided printing and photocopying.
- Reusing scrap paper.
- Collecting compostable waste from packed lunches and placing it in the compost bin at the end of the day.
- Composting paper towels
- Installing a Green Cone food waste digester
- Composting pencil shavings
- Assigning bin monitors to check recycling bins have the correct material in them





Waste Free Packed Lunches

Any school can take part in the Waste Free Packed Lunch. Here are some ideas to pass on to parents and pupils to help your school reduce its waste. Promote these ideas around school and tie this activity in with healthy schools.

Things to avoid:

- Sandwich bags and foil
- Individual crisp packets
- Individually wrapped chocolate bars and biscuits
- Individual yogurt pots
- Drink cartons.

Things to include:

- Sandwiches in reusable containers.
- Crisps in a reusable container taken from a large packet of crisps
- Biscuits from a large packet of biscuits put into a reusable container
- A portion of cheese from a block
- Yogurt from a large pot spooned into a container.
- Fruit and vegetables such as bananas and carrot sticks
- Drinks in a reusable container
- Soup in a flask



Changes to the Schools Paper Recycling Scheme

Leicestershire County Council's Schools Paper Recycling Scheme has provided schools in Leicestershire with paper and cardboard collections for over 10 years. During this time the scheme has grown significantly; last year the Passenger Transport Unit collected nearly 300 tonnes of paper and card for recycling.

However, the growth in the paper and card being collected and a demand to collect additional recyclable materials from schools put increased pressure on the service. Regrettably the current system was operating at full capacity and further expansion of the service was not possible. Therefore the service was withdrawn during October 2009.

Alternative options available to schools for recycling collection services are available and can be accessed through:

1. Your local District Council

Contact details can be found in the adjacent table:

2. Leicestershire County Council Facilities Management

Call 0116 288 5238 for further details

3. Private waste contractors

If you would like any further advice regarding the paper collection please contact Stuart Brown on 0116 305 8385.

| District/Borough Council | Contact Name | Contact Tel No. |
|---------------------------|-------------------|-----------------|
| Blaby | Alana Fishburne | 0116 272 7781 |
| Charnwood | Vicky Brackenbury | 01509 634764 |
| Harborough | | 01858 828282 |
| Hinckley & Bosworth | Charlotte Long | 01455 255979 |
| Melton | Amanda Hume | 01664 502499 |
| North West Leicestershire | Lucy Mason | 01530 454653 |
| Oadby & Wigston | Karen Parkes | 0116 257 2834 |





Seagrave Primary School

Seagrave Primary School has been working hard to reduce the waste that they are producing.

They have taken part in the Waste Free Packed Lunch activity and have managed to reduce waste pupils produce. To continue with this reduction they are working with pupils to encourage them to keep up the good work and giving out a lot of praise to pupils that bring in waste free packed lunches.

In addition Seagrave Primary school did its bit when they took part in a litter picking exercise in June. They teamed up with Charnwood Borough Council who provided the litter pickers and high visibility vests. Pupils and teachers enjoyed the event and learnt a lot about the type of rubbish people throw away. They have since discussed with the children what types of rubbish get thrown away and how much of this could have been recycled if it had be placed in the correct bin.



Recycling Theatre Production

Leicestershire County Council's waste management group has been encouraging school children to release their inner thespian with a range of theatrical productions designed to teach children about the waste they produce.

Konflux theatre has educated pupils throughout September with its 'Play in a day' theatre productions. Pupils rehearsed a reduce, reuse and recycling themed play and presented it to the whole school at the end of the day. Konflux have visited fifteen schools during September and October and are booked to do more in March.

For more information please contact Penny Marshall on 0116 305 8280 or penny.marshall@leics.gov.uk



Green Cones

After reporting the success of Green Cone installations at Primary Schools in the Spring/ Summer newsletter, we are pleased to announce that in the last year, 131 schools have taken advantage of a free food waste digester.

If you are a primary school and you haven't ordered yours yet, it's not too late! The offer of a free, professionally installed Green Cone is still available.

We would also like to thank all the primary schools that completed and returned the Green Cone questionnaire. The information and feedback we have received is invaluable to us and will help us to improve the service that we offer to you.

All schools that returned the Green Cone questionnaire were entered into a prize draw to win £50 of ESPO vouchers. The winning school was Little Hill Primary in Wigston.

To find out more about Green Cones or to order your free Green Cone please call Nicola Howell on 0116 3057288.

Blaby Community Repaint Scheme

Blaby District Council run a Community Repaint Scheme, which covers the whole of Leicestershire.

Community Repaint Schemes seek to divert unwanted, surplus paint from the waste stream and redistribute it free of charge for re-use by community groups, charities and voluntary organisations.

We are also able to extend this service to schools. Schools are welcome to come to the Blaby District Council Depot in Blaby and pick up paint for use on playground murals etc.

The types of paint available are:

- Emulsion Paints
- Gloss Paint
- Undercoat
- Floor Paint
- Masonry Paint
- Wood Paint

If you feel you could benefit from the use of any of these paints please contact Alana Fishburne on 0116 2727781



Reduce waste this Christmas and make your own decorations

Christmas is fast approaching and what better way to get children involved in waste reduction than making your own Christmas decorations.

This is a fun and useful way of using old materials that may otherwise be thrown away. Get involved and have a go at making decorations from the fact sheets included on the following pages.



How to make a card bauble

You will need:

- Equilateral Triangle template (all sides equal in length)
- Circle template
- Old Christmas cards
- Glue
- String

- 1 First make the templates using cardboard (a cereal box would work well). The triangle needs to be a little bit smaller than the circle.



- 2 Using old Christmas cards draw and cut out 20 circles using your template so they are all the same size
- 3 Next you need to fold the circles into shape. Take one circle and place the triangle template on top. You can now fold up the sides of the circle around the triangle template.

Unwrap the triangle and the circle should stay in that shape. Do this with all 20 circles



- 4 To attach the shaped circles together simply glue or staple one folded side to one folded side of another shaped circle. Join 5 shaped circles together so that it forms a dome shape
- 5 Make two more domes each with 5 shaped circles.

- 6 Then join the 3 domes together, you will have gaps where the remaining shaped circles will fit in. If you check around the card bauble each triangle should be part of a dome of 5 triangles.

- 7 Finally tuck some ribbon or string between two joining triangles.

You can make smaller or larger card baubles by making different sized triangle and circle templates.

Please note that as these decorations are homemade they may not comply with safety or fire retardant regulations, so please use them with care

www.santaspostbag.co.uk



How to make a gift bag

You will need:

- Old wrapping paper (or magazine/newspaper)
- Glue
- Hole punch
- Ribbon

- 1 Fold one edge of the paper in about $\frac{1}{4}$ of the way
- 2 Turn the paper over and glue along one side
- 3 Glue to the opposite side, it will make a cylinder shape with the fold on the outside
- 4 Flatten the cylinder
- 5 Fold in each edge in about $\frac{1}{4}$ of the way
- 6 Open the folds and push them inwards to make a bag shape
- 7 Fold up the bottom then push out the bag from the inside to form the base and then glue it down
- 8 Finally hole punch the top of your bag and use the ribbon to make a handle

Adapted from "365 Things to Make and Do" by Vivienne Bolton

How to make Paper Snowflakes

You will need:

- Scrap paper (ideally white)
- Scissors
- String
- Stapler

- 1 Cut out a 20cm by 8cm strip of paper
- 2 Fold the paper concertina style with each fold being 2cm apart. You should end up with the folded paper measuring 8cm by 2cm
- 3 Cut two triangles opposite each other in the middle of the folded paper. The triangles must not meet in the middle.
- 4 Tie a piece of string tightly around the middle
- 5 Cut shapes out from the sides ensuring they do not meet in the middle
- 6 When you have finished open out the two sides and staple them together
- 7 Finally punch a hole at one edge to tie either string or ribbon through for hanging



Please note that as these decorations are homemade they may not comply with safety or fire retardant regulations, so please use them with care.

How to make Paper Spirals

You will need:


- Old wrapping paper or magazines
- Scissors
- Glue
- String

1 Cut the paper into a square and fold it corner to corner. Fold and unfold the triangle shape in half to give a crease line down the middle



2 Make a cut from the bottom up towards the point. But do not go all the way to the middle.

3 Repeat along the bottom until you have a few parallel cuts. Three parallel cuts work well. The red lines show how it should be cut. This picture has 5 parallel cuts.



4 Unfold the paper

5 Starting from the middle, fold the smallest two triangles toward each other, overlap and glue them

6 Turn the paper over and glue the next two triangles together

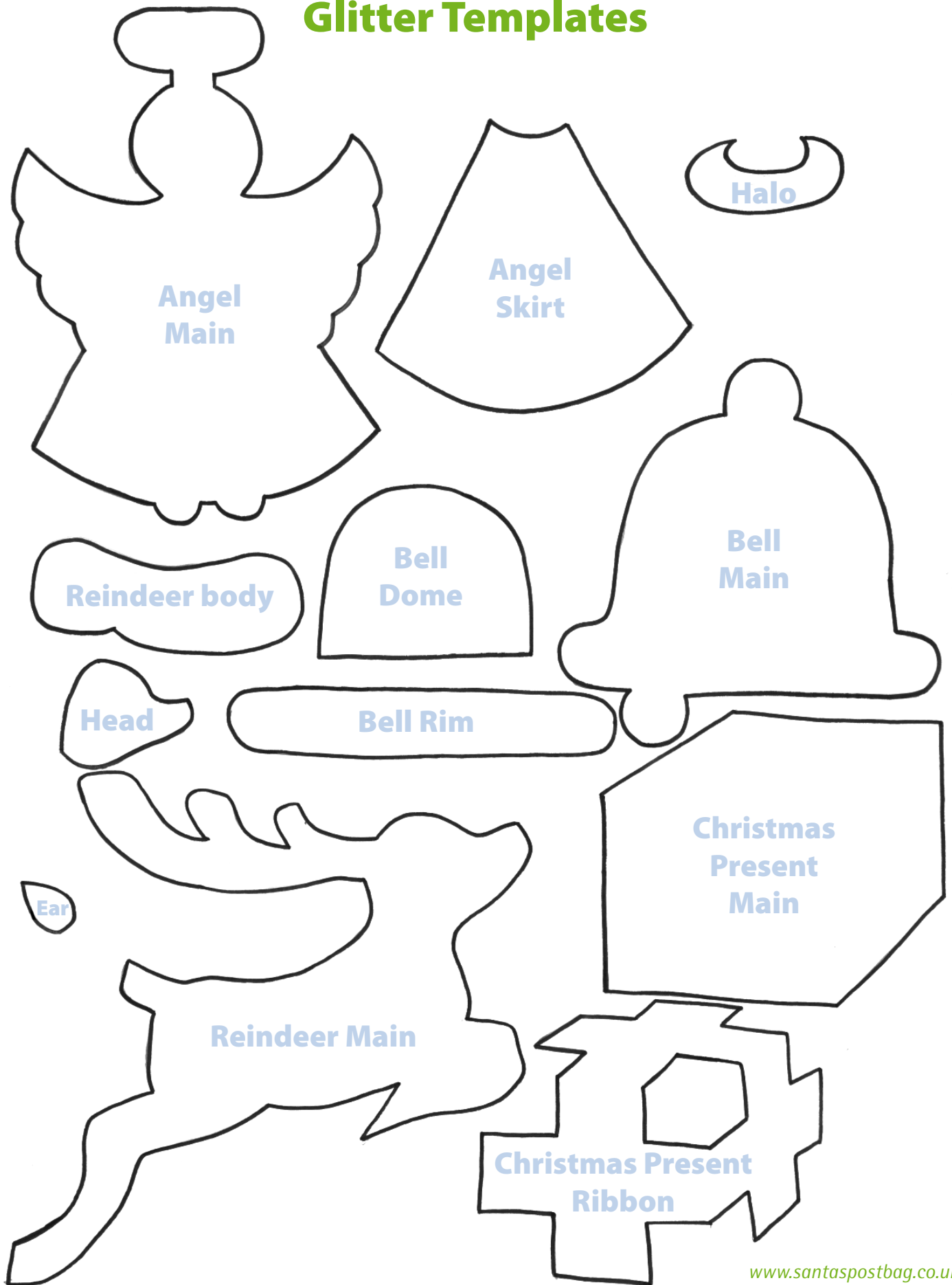


7 Now turn the entire piece of paper over again and glue the next two triangles together. Keep turning and gluing until all the triangles are joined.

www.christmas.newarchaeology.com

Please note that as these decorations are homemade they may not comply with safety or fire retardant regulations, so please use them with care.

Simple Christmas Tree Decoration Glitter Templates



Support for your school from North West Leicestershire

At North West Leicestershire District Council we are committed to looking after the physical environment and providing information for future generations.



With changes in national government legislation, new recycling initiatives and the introduction of the Sustainable Schools Agenda, we would like to help young people find ways in which we can improve the quality of our local environments. Our intention is to develop children's interest in managing waste, recycling, and other environmental issues and encourage them to take an active part within it.

What's on offer

We have developed a number of successful educational assemblies, class workshops, group activities and informal presentations for schools in the District of North West Leicestershire exploring the interesting subject of waste and recycling.

All workshops and assemblies are interactive, we use role play, games, activities and question time to encourage children to participate and develop their understanding of the environment.

If you would like to organise some activities please contact the Street Scene team on 01530 545600 or 01530 454653 (quote: schools 09)



Christmas card recycling is back!

Leicestershire County Council is reintroducing its Christmas card recycling scheme to all schools this New Year.

Schools are invited to take part in this recycling initiative to reduce Christmas waste and raise money for charity.

Income generated from the sale of the cards for recycling will be donated to the Woodland Trust, the UK's leading charity dedicated solely to the protection of our native woodland heritage.

If your school is interested in taking part in the Christmas card collection scheme, call Mamta Chudasama on 0116 305 5415 by Friday 18th December to register.



Useful contacts

Education Officer

Leicestershire
County Council
Penny Marshall
0116 305 8280

Eco Schools

Leicestershire
County Council
Rachel Sweetland
0115 305 7332

Blaby District Council

Alana Fishburne
0116 272 7781

Oadby and Wigston Borough Council

0116 288 8961

Harborough District Council

Sue Hall
01858 821 132

North West Leicestershire District Council

Lucy Mason
01530 454 653

Charnwood Borough Council

Victoria Brackenbury
01509 634 764

Hinckley and Bosworth Borough Council

Charlotte Long
or Jane Green
01455 255 979

Melton Borough Council

Matthew Jones
01664 566 718

Eco Schools

Based in Wigan
01942 612 621

Energy and Water Team

Leicestershire
County Council
0116 305 5995

Healthy Living

Leicestershire
County Council
Jane Roberts
0116 305 3196

Transport

Leicestershire
County Council
Jonathan O'Farrell
0116 305 7098

Join the Rot-a-Lot Home Composting Club

When you join our free club you will receive a membership pack including:

- kitchen caddy, bio liners and information booklets
- quarterly newsletters
- expert advice
- free workshops and tours

For more information on joining the Rot a Lot club or home composting please call 0116 305 7005 or visit www.leics.gov.uk/waste



If you have any articles or ideas for content for Talking Rubbish then we would like to hear from you. Equally, if you have any comments, whether good or bad, we would like to know. Please contact the editor, Penny Marshall on 0116 305 8280

Proud to support
LOVE FOOD
hate waste

www.lovefoodhatewaste.com